

State Court Caseload Statistics, 1999-2000

Supplement to Examining the Work of State Courts, 1999-2000

Compiled by Melissa T. Cantrell, Carol R. Flango, and Karen Gillions Way

Court Statistics Project Staff

Brian J. Ostrom
Director

Fred Cheesman
Research Associate

Thomas Cohen
Research Associate

Carol R. Flango
Senior Research Associate

Ann M. Jones
Senior Research Associate

Neal B. Kauder
Consultant, Visual Research

Robert C. LaFountain
Research Analyst

Nicole L. Mott
Research Associate

Karen Gillions Way
Research Analyst

Melissa T. Cantrell
Program Specialist

**A joint project of the Conference of State Court Administrators,
the State Justice Institute, the Bureau of Justice Statistics,
and the National Center for State Courts' Court Statistics Project.**

Copyright 2000
National Center for State Courts
ISBN 0-89656-209-3

Suggested Citation:
Court Statistics Project, *State Court Caseload Statistics, 1999-2000*
(National Center for State Courts 2000)

This report was developed under Grant SJI-91-N-007-O00-1 from the State Justice Institute and the Bureau of Justice Statistics. Points of view are those of the authors and do not necessarily represent the official position or policies of the State Justice Institute or the Bureau of Justice Statistics.

Conference of State Court Administrators' Court Statistics Committee

J. Denis Moran (1983 to present), Chairman, Director of State Courts, Wisconsin
William J. O'Brien (1994 to present), Vice-chairman, State Court Administrator, Iowa
Frank Broccolina (2000-present), State Court Administrator, Maryland
Michael L. Buenger (2000-present), State Court Administrator, Missouri
Patrick A. Chenovick (2000), State Court Administrator, Montana
John A. Clarke (1988 to present), Executive Officer/Clerk, Los Angeles Superior Court
Hugh M. Collins (1982 to present), Judicial Administrator, Louisiana
Howard W. Conyers (1990 to present), Administrative Director of the Courts, Oklahoma
Marc Galanter (1986 to present), Evjue-Bascom Professor of Law, University of Wisconsin
Donald D. Goodnow (2000-present), State Court Administrator, New Hampshire
Daniel J. Hall (1990 to present), Director of Planning and Analysis, Office of the State Court Administrator, Colorado
Judge Aaron Ment (1991 to present), Chief Court Administrator (retired), Connecticut
John T. Olivier (1991 to present), Clerk, Supreme Court of Louisiana
Howard P. Schwartz (1992 to present), Judicial Administrator, Kansas
Joseph C. Steele (1999 to present), State Court Administrator, Nebraska
Patricia Tobias (1999 to present), Administrative Director of the Courts, Idaho
Robert Wessels (1995 to present), Court Manager, County Criminal Courts at Law, Houston, Texas

National Center for State Courts' Board of Directors

Chief Justice Gerald W. VandeWalle, Chairperson, Supreme Court of North Dakota
Chief Judge Annice M. Wagner, Chairperson-Elect, District of Columbia Court of Appeal
David K. Byers, Vice-Chairperson, Administrative Director, Supreme Court of Arizona
Judge Roberto A. Arias, Duval County, Jacksonville, Florida
Byron Attridge, King and Spalding, Atlanta, Georgia
Mercedes M. Bauermeister, Administrative Director, Supreme Court of Puerto Rico
Frank Broccolina, State Court Administrator, Maryland
Chief Judge Kevin S. Burke, Hennepin County District Court, Minnesota
Howard W. Conyers, Administrative Director of the Courts, Oklahoma
Justice William Cousins, Illinois Appellate Court
Justice Ann K. Covington, Supreme Court of Missouri
Gordon M. Griller, Court Administrator, Maricopa County Superior Court, Arizona
Judge Elizabeth Keever, 12th Judicial District, Fayetteville, North Carolina
Jack B. Middleton, McLane, Graf, Rauleron, & Middleton, Manchester, New Hampshire
Presiding Judge Gayle A. Nachtigal, Circuit Court of Washington County, Oregon
Dwight Opperman, Key Investment, Inc., Minneapolis, Minnesota
Kenneth R. Palmer, State Court Administrator, Supreme Court of Florida
Louise M. Parent, Executive Vice-President and General Counsel, American Express Company, New York, New York
Judge Michael S. Spearman, King County Superior Court, Seattle, Washington
Carroll D. Stevens, Associate Dean, Yale Law School, New Haven, Connecticut
Judge Sandra Ann Thompson, Los Angeles Municipal Court, Torrance, California
Chief Justice E. Norman Veasey, Supreme Court of Delaware
Ruth Walsh McIntyre, Seattle, Washington
Roger K. Warren, President, National Center for State Courts, Williamsburg, Virginia
Chief Justice Daniel E. Wathen, Supreme Judicial Court of Maine
Robert Wessels, Court Manager, County Criminal Courts at Law, Houston, Texas

Acknowledgments

The members of the Court Statistics Project (CSP) gratefully acknowledge assistance and guidance from throughout the state court community. Our main debt of gratitude is to the state court administrators, the appellate court clerks, and their staffs who have provided the bulk of the information included in *Examining the Work of State Courts, 1999-2000* and *State Court Caseload Statistics, 1999-2000*. They have been consistently patient and helpful in answering written and telephone inquiries for more data or for explanations of the data provided. We owe a special debt of gratitude to the staff members of the administrative offices of the courts and of the appellate courts who serve as contact persons between their offices and the Court Statistics Project.

The content and design of all products produced by the CSP benefit greatly from the guidance of the 17 members of the Conference of State Court Administrators' Court Statistics Committee. The committee members have given generously of their time, talent, and experience, and their participation has been invaluable to project staff.

The Court Statistics Project is funded through the generous support of the State Justice Institute and the Bureau of Justice Statistics. It should be noted that the points of view stated in *Examining the Work of State Courts, 1999-2000* and *State Court Caseload Statistics, 1999-2000* are those of the authors and do not necessarily represent the policies of either agency. However, the authors wish to acknowledge the guidance and support provided by Pamela Bulloch and Sandra Thurston, the project monitors at the State Justice Institute, and Marika Litras, the project monitor at the Bureau of Justice Statistics.

A special thanks to Sherry Keesee for her assistance in updating and formatting *State Court Caseload Statistics, 1999-2000*.

Responsibility for the information and the analysis reported in this document rests fully with the Court Statistics Project staff. The more general responsibility for developing the CSP products and promoting improvements to court statistics is shared with the National Center for State Courts' management and the COSCA Court Statistics Committee.

Preface

The Court Statistics Project makes information available in three distinct formats that we believe best serve the needs of the project's constituents. *State Court Caseload Statistics, 1999-2000* is designed to provide specific information about particular court systems. This volume offers all interested parties high-quality, baseline information on state court structure, jurisdiction, reporting practices, and caseload volume and trends. The information assembled in this product will be especially helpful to people interested in doing their own cross-state comparisons or in examining the implications of caseload volume on the work and resource needs of specific state courts. For those wishing to brush up on the uses of these data, the Introduction provides an overview of applications, ingredients, and interpretation of state court caseload statistics. This information is also available through the Inter-University Consortium or to anyone who requests a copy of the publication from the Court Statistics Project.

A second publication, *Examining the Work of State Courts, 1999-2000*, provides a readable overview, with easy-to-understand graphics and tables, of current state court activity and trends. The goal of this work is to provide a comprehensive yet nontechnical presentation of the demands currently being placed on state courts and the evolution of caseloads over time. Judges, policymakers, and practitioners will find this document useful for a range of planning and research needs, as well as for gaining a greater appreciation for the business of state courts.

Finally, the *State Court Organization* series provides an exhaustive compilation of information on state court structure and operations. The latest volume, the fourth in the series, complements, and extends the information on court jurisdiction and reporting practices provided here. The newest edition covers most of the topics included in the 1993 edition, but also covers new topics as well. Notable additions are tables on court automation, specialized courts, the administrative authority of presiding trial court judges, and the processing of domestic violence cases. A table of contents for *State Court Organization, 1998* is reprinted at the back of this volume.

Introduction

Using State Court Caseload Statistics

This introduction provides an overview of the uses, ingredients, and interpretation of state court caseload statistics. This examination is offered at a time of significant improvements in the quality of court statistics in general and in the comparability of those statistics across the states in particular. To help realize the potential of caseload statistics, this document considers three main questions: Why are caseload statistics useful? What are their ingredients? How can they address practical problems?

This is not a “technical” document. Although it is assumed that the reader has an interest in what courts are doing, there is no expectation of statistical expertise. Moreover, virtually all courts and states currently possess the information required to use caseload statistics. A count of the number of cases filed and disposed by month, quarter, or year is all that is needed to get started. Part of the message, however, is that with a small additional investment in effort, the potential exists to appreciably enhance a court’s capacity to identify and solve emerging problems and to present the case for the court system’s achievements and resource needs authoritatively.

Why Are Caseload Statistics Useful?

Argued in abstract, caseload statistics are important because they are analogous to the financial information business firms use to organize their operations. Because a court case is the one common unit of measurement available to all court managers, caseload statistics are the single best way to describe what courts are doing currently and to predict what they will do.

The pragmatic justification for caseload statistics is more compelling. Few would argue that the state courts are currently funded at a generous level. State budget offices routinely cast a cold eye on requests for additional judgeships, court support staff, or court facilities. Because the executive and legislative branches of the government are sophisticated producers and consumers of statistics, comparable expertise is needed by the judicial branch. Skillfully deployed caseload statistics provide powerful evidence for justifying claims to needed resources.

In response to perceived difficulties in using caseload statistics, it must be noted that they are simply counts of court activity. They are not inherently complex or obscure. The day-to-day activities of most court systems can generate the basic information that translates into caseload statistics. No extraordinary effort is required.

Like other statistics, however, caseload statistics are susceptible to twists and turns that can mislead or distort. Those twists and turns become particularly troublesome when comparisons are made across courts in any one state or among states. Yet, valid comparisons are potentially powerful tools for managing a court system, for determining and justifying the need for additional resources, and for planning.

For the rational study of the law the blackletter man may be the man of the present, but the man of the future is the man of statistics and the master of economics.¹

¹ Oliver Wendell Holmes, Jr., "The Path of the Law," *Harvard Law Review* 10 (1897), 457, 469.

Frequent reference is made throughout this report to a model approach for collecting and using caseload information.² The Conference of State Court Administrators (COSCA) and the National Center for State Courts (NCSC) jointly developed that approach over the last 21 years. The key to the approach is comparison: comparison among states and comparison over time. The COSCA/NCSC approach makes comparison possible, although at times it highlights some aspects that remain problematic when building a comprehensive statistical profile of the work of state appellate and trial courts nationally.

What Are the Ingredients of Caseload Statistics?

Five types of information are required for efficient caseload statistics:

(1) counts of pending, filed, and disposed cases; (2) the method by which the count is taken (i.e., the unit of count that constitutes a case and the point at which the count is taken); (3) the composition of the counting categories (the specific types of cases that are included); (4) court structure and jurisdiction to decide cases; and (5) statistical adjustments that enhance the comparability and usefulness of case counts.

Counts are taken of the number of cases that are pending at the start of a reporting period, the number of cases filed during the period, the number of cases disposed during the period, and the number of cases left pending at the end of the period. Counts of caseloads are typically organized according to the major types of cases (civil, criminal, juvenile, traffic/other ordinance violations). However, there is still only limited uniformity among the states in the degree of detail or the specific case categories used despite the direction offered by the *State Court Model Statistical Dictionary*.

Methods for taking counts vary. The greatest variation occurs in what, precisely, a court counts as a case. Some courts actually count the number of a particular kind of document, such as an indictment in a criminal case. There is also variation in the point in the litigation process when the count is taken. For example, some appellate courts count cases when the notice of appeal is filed, others when the trial court record is filed, and still others when both the trial record and briefs are filed with the court.

Composition refers to the construction of caseload reporting categories that contain similar types of cases for which counts are taken of pending, filed, or disposed cases. Once a standard is defined for the types of cases that belong in a category, it becomes possible to compare court caseloads. The standard adopted by the Court Statistics Project is defined in the *State Court Model Statistical Dictionary*.

A count can be complete, meaning that it includes all of the types of cases in the definition; incomplete in that it omits some case types that should be included; overinclusive in that it includes some case types that should not be included; or both incomplete and overinclusive. For instance, the model approach treats an accusation of driving while intoxicated (DWI/DUI) as part of a court's criminal caseload. If a state includes such offenses with traffic cases rather than criminal cases, the criminal caseload statistics will be incomplete and the traffic caseload statistics will be overinclusive.

² The current status of that approach is elaborated in the *State Court Model Statistical Dictionary* (1989 edition).

Court structure and jurisdiction to decide cases indicate whether a court includes all of the relevant cases for a given locality or state. Two or more courts in a jurisdiction may share the authority to decide a particular type of case. Thus, in many states, both a court of general jurisdiction and a court of limited jurisdiction may hear misdemeanor cases. Similarly, complaints in torts or contracts below a set maximum dollar amount can often be filed in either court.

In some courts, jurisdiction is restricted to specific proceedings. An example is a preliminary hearing in a lower court to determine whether a defendant should be bound over for trial in the court of general jurisdiction.

Information on court structure and jurisdiction is therefore essential to the use of any state's caseload statistics. Each state has established various levels and types of courts. The lack of uniformity in court structure and jurisdiction even extends to the names given to the courts of various levels. The supreme court in most states is the court of last resort, the appellate court with final jurisdiction over all appeals within the state. In New York, however, the title supreme court denotes the main general jurisdiction trial court. A knowledge of court structure and jurisdiction is necessary before one can determine whether like is being compared to like.

Adjustments help make counts of cases more interpretable. Case filings per 100,000 population provide a standard measure of caseload levels that adjusts for differences in population among the states. The number of case dispositions as a percentage of case filings in a given time period offers a clearance rate, a summary measure of whether a court or state is keeping up with its incoming caseload. The number of case filings or case dispositions per judge is a useful expression of the workload confronting a court.

Such simple adjustments transform counts of cases into comparable measures of court activity. It is also possible to make adjustments to counts of cases to estimate the impact of missing information or to make allowances for differences in methods of count used by state courts. Other calculations reveal important aspects of court activity. For example, the percentage of petitions granted by an appellate court indicates how many cases will be heard on the merits, which require briefing and oral arguments or other steps that create substantial demands on court time and resources.

How Should Caseload Statistics Be Used to Solve Problems?

Caseload statistics can form a response to certain types of problems that courts face. One set of problems relates to the volume of cases that a court must hear and to the composition of that caseload. Drug cases offer an example. Have drug filings risen more rapidly than other types of criminal cases? Are drug cases more likely to be disposed at trial than other felonies? Do they take longer to resolve in the trial court? How common is it for drug cases to be appealed? How does the trend in drug filings in one section of the country compare with trends in other regions?

A related set of problems revolves around the adequacy of court resources. How many cases are typically handled by a judge in the state courts? As caseloads continue to rise, have judicial resources kept pace? Is the provision of judicial support staff in one state adequate when compared to the staff in another state with comparable filings or dispositions per judge?

A third set of problems relates to the pace of litigation. Are more new cases being filed annually than the court is disposing during the year, thus increasing the size of the pending caseload? How long do cases take to be resolved in the trial court? In the appellate court? What proportion of cases are disposed of within the court's or American Bar Association's time standards?

The model approach developed by COSCA and the NCSC answers such questions. Virtually all states, as well as many individual trial courts, publish their caseload statistics in annual reports. Yet the diverse methods that states employ to collect information on caseloads restrict the usefulness of the resulting information. It may seem as if courts in one state use the mark, others the yen, and still others the dollar. This approach looks at how caseload information can be organized nationally to address problems facing state court systems and individual courts.

Comparability

The caseload statistics from each state are collated into a coherent, comprehensive summary of all state court activity and published annually by the Court Statistics Project. The report contains tables, charts, and figures that are often lengthy and crowded with symbols and explanatory matter. This does not negate the underlying simplicity or usefulness of caseload statistics as counts of court activity.

The available statistics reflect the varied responses individual trial courts and states have made to practical problems such as what constitutes a case, whether to count a reopened case as a new filing, and whether a preliminary hearing binding a defendant over to a court of general jurisdiction is a case or merely an event equivalent to a motion.

Comparability is a more substantial issue than completeness. Seven reporting categories are used by the Court Statistics Project. Appellate caseloads are divided into mandatory and discretionary cases. Trial court caseloads are divided into criminal, nondomestic civil, domestic, juvenile, and traffic/other ordinance violation cases. Abbreviated definitions of these categories appear below.

APPELLATE COURT

mandatory case: appeals of right that the court must hear and decide on the merits

discretionary case: petitions requesting court review that, if granted, will result in the case being heard and decided on its merits

TRIAL COURT

nondomestic civil case: requests for an enforcement or protection of a right or the redress or prevention of a wrong (specific types of cases include tort, contract, real property rights, small claims, mental health, estate, and civil appeals)

domestic relations: a major classification of civil cases that includes cases involving family actions such as divorce, custody, paternity, adoption, interstate support, and domestic violence

criminal case: charges of a state law violation

juvenile petition: cases processed through the special procedures that a state established to handle matters relating to individuals defined as juvenile

traffic/other ordinance violation: charges that a traffic ordinance or city, town, or village ordinance was violated

These categories represent the lowest common denominator: what one can reasonably expect most states to provide.

The advent of automated information systems means that states increasingly collect more detailed information, distinguishing tort cases from other civil filings and personal injury cases from other tort filings. Similarly, some states distinguish between various types of felonies and misdemeanors within their criminal caseloads, including the separation of drug cases from others.

Another aspect of comparability is whether the caseload count from a particular court includes all the relevant cases for a given locality or state. In some states, one court may have complete jurisdiction over a particular type of case, while in others the jurisdiction is shared between two or more courts. For example, to get a complete count of discretionary filings at the appellate level, one may have to check the count only in the court of last resort (COLR) (states without an intermediate appellate court [IAC] or states where the IAC has only mandatory jurisdiction), or it may be necessary to examine both the COLR and the IAC (states that allocate discretionary jurisdiction to both the COLR and IAC). Therefore, when making comparisons with state court caseload statistics, one must have an awareness of the variation in court structure and jurisdiction.

The court structure charts summarize, in a one-page diagram, the key features of each state's court organization. The format meets two objectives: (1) it is comprehensive, indicating all court systems in the state and their interrelationship, and (2) it describes the jurisdiction of the court systems using a comparable set of terminology and symbols. The court structure charts employ the common terminology developed by the NCSC Court Statistics Project for reporting court statistics.

The charts identify all of the state courts in operation during the year and describe each court system's geographic and subject matter jurisdiction. The charts also provide basic descriptive information, such as the number of

authorized judicial posts and whether funding is primarily local or state. Routes of appeal are indicated by lines, with an arrow showing which court receives the appeal or petition.

Conclusion

Caseload statistics are less complex and more practical than often imagined. By following relatively simple steps, courts, state court administrative offices, trial court administrative offices, trial court administrators, and others can more effectively use the statistics that they currently produce. A useful point of reference when considering an upgrade to the quality and quantity of information currently being collected is the *State Court Model Statistical Dictionary*.

The flexibility and power of automated record systems mean that the information compiled nationally to describe state court caseloads is becoming more comparable year by year. Caseload data available for the 1990s will be significantly more comparable across the states than what has been published in the past. Differences among states in the criminal and juvenile unit of count will continue to make comparisons tentative for those cases. Still, those differences do not affect comparisons of clearance rates or of trends.

What can be done to realize the potential that caseload statistics offer for planning and policymaking? There are three priorities. First, reliable statistics on the size of the active pending caseload are needed. Unless courts routinely review their records to identify inactive cases, an accurate picture of their backlogs is not possible. Second, information on the number of cases that reach key stages in the adjudication process would be an important addition. How many “trial notes of issue” are filed in civil cases? In what proportion of civil cases is no answer ever filed by the defendant? Third, revisions to court record systems should consider the feasibility of including information on the workload burden being imposed on the court through pretrial conferences, hearings, and trial settings.

Accurate and comprehensive statistics are ultimately important because they form part of the currency when public policy is debated and decided in a “fact-minded culture.” Those organizations and interests that master the statistics that describe their work and output are at an advantage in the competition for scarce public resources. The Court Statistics Project offers the state court community a resource for both examining itself and representing its case to the larger commonwealth.

Contents

v	Acknowledgments
vii	Preface
ix	Introduction
ix	Using State Court Caseload Statistics
ix	Why Are Caseload Statistics Useful?
x	What Are the Ingredients of Caseload Statistics?
xi	How Should Caseload Statistics Be Used to Solve Problems?
xii	Comparability
xiv	Conclusion
1	State Court Structure Charts
3	Understanding the Court Structure Charts
3	Appellate Courts
4	Trial Courts
5	Symbols and Abbreviations
61	Jurisdiction and State Court Reporting Practices
63	Figure A: Reporting Periods for All State Courts, 1999
65	Figure B: Methods of Counting Cases in State Appellate Courts, 1999
72	Figure C: Dollar Amount Jurisdiction for Original Tort, Contract, Real Property Rights and Small Claims Filings in State Trial Courts, 1999
78	Figure D: Criminal Case Unit of Count Used by State Trial Courts, 1999
84	Figure E: Juvenile Unit of Count Used in State Trial Courts, 1999
89	Figure F: State Trial Courts with Incidental Appellate Jurisdiction, 1999
95	Figure G: Number of Authorized Judges/Justices in State Courts, 1999
97	Figure H: Method of Counting Civil Cases in State Trial Courts, 1999
103	State Court Caseload Tables
105	Table 1: Reported National Caseload for State Appellate Courts, 1999. Mandatory jurisdiction cases and discretionary jurisdiction petitions in courts of last resort and intermediate appellate courts.
106	Table 2: Reported Total Caseload for All State Appellate Courts, 1999. Total mandatory cases, total discretionary petitions, and total discretionary petitions granted that are filed and disposed. The number of filed-per-judge figures for both the sum of mandatory cases and discretionary petitions, and the sum of mandatory cases and discretionary petitions granted. Court type and the point at which cases are counted.
117	Table 3: Selected Caseload and Processing Measures for Mandatory Cases in State Appellate Courts, 1999. Court type. Filed and disposed cases. Disposed as a percent of filed. Number of judges. Filed per judge. Filed per 100,000 total population.
123	Table 4: Selected Caseload and Processing Measures for Discretionary Petitions in State Appellate Courts, 1999. Court type. Filed and disposed cases. Disposed as a percent of filed. Number of judges. Filed per judge. Filed per 100,000 total population.

128	Table 5:	Selected Caseload and Processing Measures for Discretionary Petitions Granted in State Appellate Courts, 1999. Court type. Filed, filed granted, and granted disposed cases. Granted as a percent of filed. Disposed as a percent of granted. Number of judges. Filed granted per judge.
133	Table 6:	Opinions Reported by State Appellate Courts, 1999. Opinion unit of count. Composition of opinion count. Signed opinions. Number of justices/judges. Number of opinions/judge. Number of lawyer support personnel.
137	Table 7:	Reported National Civil and Criminal Caseloads for State Trial Courts, 1999. Civil and criminal cases in general jurisdiction and limited jurisdiction courts.
139	Table 8:	Reported Grand Total State Trial Court Caseload, 1999. Jurisdiction, parking, criminal unit of count, and support/custody codes. Case filings and dispositions. Dispositions as a percentage of filings. Filings per 100,000 total population.
147	Table 9:	Reported Total State Trial Court Civil Caseload, 1999. Jurisdiction, support/custody codes. Case filings and dispositions. Dispositions as a percentage of filings. Filings per 100,000 total population.
155	Table 10:	Reported Total State Trial Court Criminal Caseload, 1999. Jurisdiction, criminal unit of count, and point of filing codes. Case filings and dispositions. Dispositions as a percentage of filings. Filings per 100,000 adult population.
162	Table 11:	Reported Total State Trial Court Traffic/Other Violation Caseload, 1999. Jurisdiction, parking codes. Case filings and dispositions. Dispositions as a percentage of filings. Filings per 100,000 total population.
168	Table 12:	Reported Total State Trial Court Juvenile Caseload, 1999. Jurisdiction, point of filing codes. Case filings and dispositions. Dispositions as a percentage of filings. Filings per 100,000 juvenile population.
172	Table 13:	Mandatory Caseload in State Appellate Courts, 1990-1999. Case filings and dispositions, 1990-1999.
182	Table 14:	Discretionary Petitions in State Appellate Courts, 1990-1999. Case filings and dispositions, 1990-1999.
190	Table 15:	Felony Caseload in State Trial Courts of General Jurisdiction, 1990-1999. Case filings, 1990-1999.
194	Table 16:	Tort Caseload in State Trial Courts of General Jurisdiction, 1990-1999. Case filings, 1990-1999.

197	Appendix 1. Methodology
199	Court Statistics Project: Goals and Organization
199	Evolution of the Court Statistics Project
200	Sources of Data
201	Data Collection Procedures
202	Ongoing Data Collection
203	Supplementary Data Collection
204	Completeness
204	Comparability
205	Footnotes
206	Variations in Reporting Periods
206	Final Note
207	Appendix 2. Sources of 1999 State Court Caseload Statistics
213	Appendix 3. Prototypes of State Appellate Court and Trial Court Statistical Spreadsheets
225	Appendix 4. State Populations
227	Resident Population, 1999
229	Total State Population for Trend Tables, 1990-1999

Sate Court Structure Charts

Understanding the Court Structure Charts

The court structure charts summarize in a one-page diagram the key features of each state's court organization. The format meets two objectives: (1) it is comprehensive, indicating all court systems in the state and their interrelationship, and (2) it describes the jurisdiction of the court systems, using a standard set of terminology and symbols. The court structure charts employ the common terminology developed by the National Center for State Courts' Court Statistics Project for reporting caseload statistics.

The first chart is a prototype. It represents a state court organization in which there is one of each of the four court system levels recognized by the Court Statistics Project: courts of last resort, intermediate appellate courts, general jurisdiction trial courts, and limited jurisdiction trial courts. Routes of appeal from one court to another are indicated by lines, with an arrow showing which court receives the appeal or petition.

The charts also provide basic descriptive information, such as the number of authorized justices, judges, and magistrates (or other judicial officers). Each court system's subject matter jurisdiction is indicated using the Court Statistics Project case types. Information is also provided on the use of districts, circuits, or divisions in organizing the courts within the system and the number of courts.

The case types, which define a court system's subject matter jurisdiction, require the most explanation.

Appellate Courts

The rectangle representing each appellate court contains information on the number of authorized justices; the number of geographic divisions, if any; whether court decisions are made en banc, in panels, or both; and the Court Statistics Project case types that are heard by the court. The case types are shown separately for mandatory and discretionary cases. The case types themselves are defined in other Court Statistics Project publications, especially *1984 State Appellate Court Jurisdiction Guide for Statistical Reporting* and *State Court Model Statistical Dictionary: 1989 Edition*.

An appellate court can have both mandatory and discretionary jurisdiction over the same Court Statistics Project case type. This arises, in part, because the Court Statistics Project case types are defined broadly to be applicable to every state's courts. There are, for example, only two appellate Court Statistics Project case types for criminal appeals: capital and noncapital. A court may have mandatory jurisdiction over felony cases, but discretionary jurisdiction over misdemeanors. The list of case types would include "criminal" for both mandatory and discretionary

jurisdiction. The duplication of a case type under both headings can also occur if appeals from one lower court for that case type are mandatory while appeals from another lower court are discretionary. Also, statutory provisions or court rules in some states automatically convert a mandatory appeal into a discretionary petition—for example, when an appeal is not filed within a specified time limit. A more comprehensive description of each appellate court’s subject matter jurisdiction can be found in the *1984 State Appellate Court Jurisdiction Guide for Statistical Reporting*.

Trial Courts

The rectangle representing each trial court also lists the applicable Court Statistics Project case types. These include civil, criminal, traffic/other violation, and juvenile. If a case type is simply listed, the court system shares jurisdiction over it with other courts. The presence of exclusive jurisdiction is always explicitly stated.

The absence of a case type from a list means that the court does not have that subject matter jurisdiction. The dollar amount jurisdiction is shown when there is an upper or a lower limit to the cases that can be filed in a court. A dollar limit is not listed if a court does not have a minimum or maximum dollar amount jurisdiction for general civil cases. In criminal cases, jurisdiction is distinguished between “felony,” which means the court can try a felony case to verdict and sentencing, and “preliminary hearings,” which applies to those limited jurisdiction courts that can conduct preliminary hearings that bind a defendant over for trial in a higher court.

Trial courts can have what is termed incidental appellate jurisdiction. The presence of such jurisdiction over the decisions of other courts is noted in the list of case types as either “civil appeals,” “criminal appeals,” or “administrative agency appeals.” A trial court that hears appeals directly from an administrative agency has an “A” in the upper-right corner of the rectangle.

For each trial court, the chart states the authorized number of judges and whether the court can impanel a jury. The rectangle representing the court also indicates the number of districts, divisions, or circuits into which the court system is divided. These subdivisions are stated using the court system’s own terminology. The descriptions, therefore, are not standardized across states or court systems.

Some trial courts are totally funded from local sources; others receive some form of state funds. Locally funded court systems are drawn with broken lines. A solid line indicates that some or all of the funding is derived from state funds.

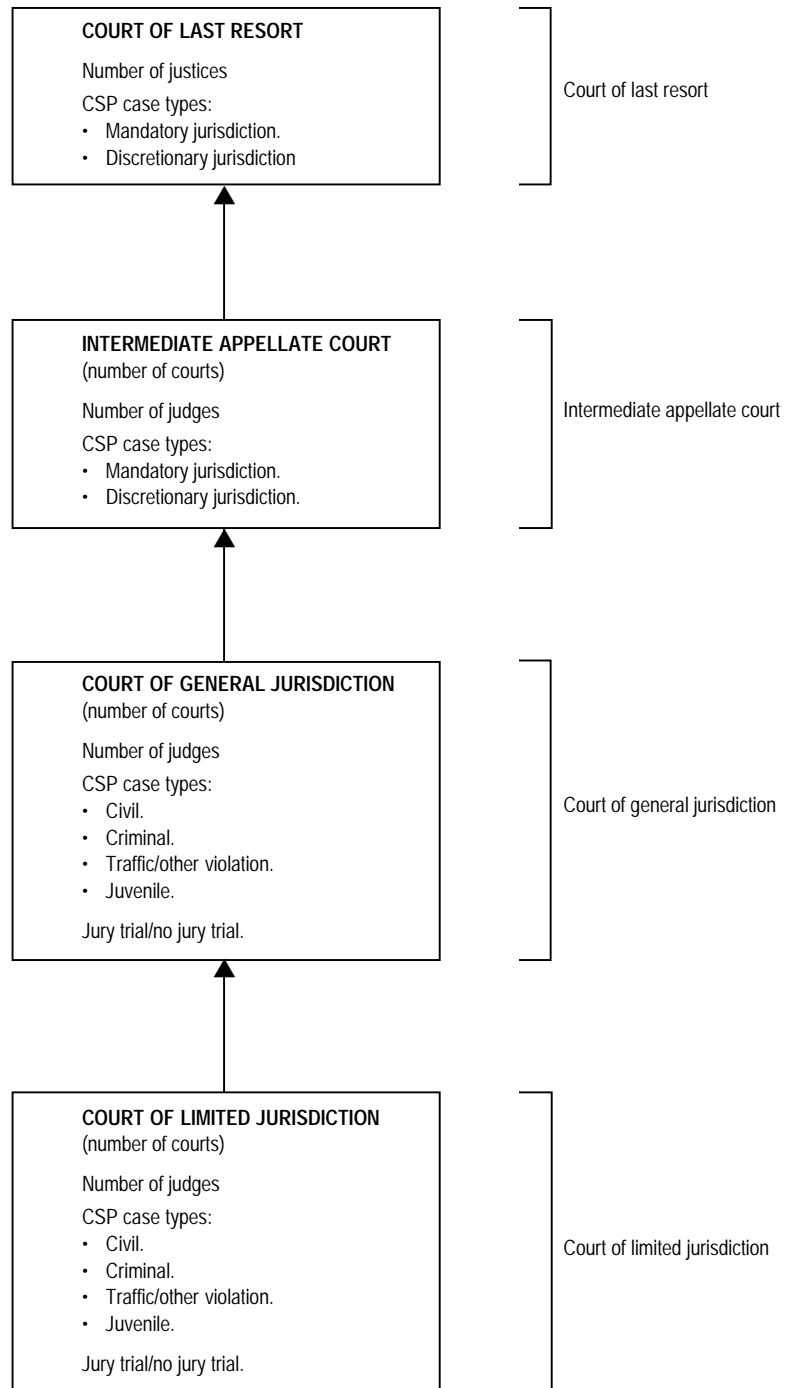
Symbols and Abbreviations

An “A” in the upper-right corner of a rectangle, representing either an appellate court or a trial court, indicates that the court receives appeals directly from the decision of an administrative agency. If “administrative agency appeals” is listed as a case type, the court hears appeals from decisions of another court on an administrative agency’s actions. It is possible for a court to have both an “A” designation and to have “administrative agency appeals” listed as a case type. Such a court hears appeals directly from an administrative agency (“A”) and has appellate jurisdiction over the decision of a lower court that has already reviewed the decision of the administrative agency.

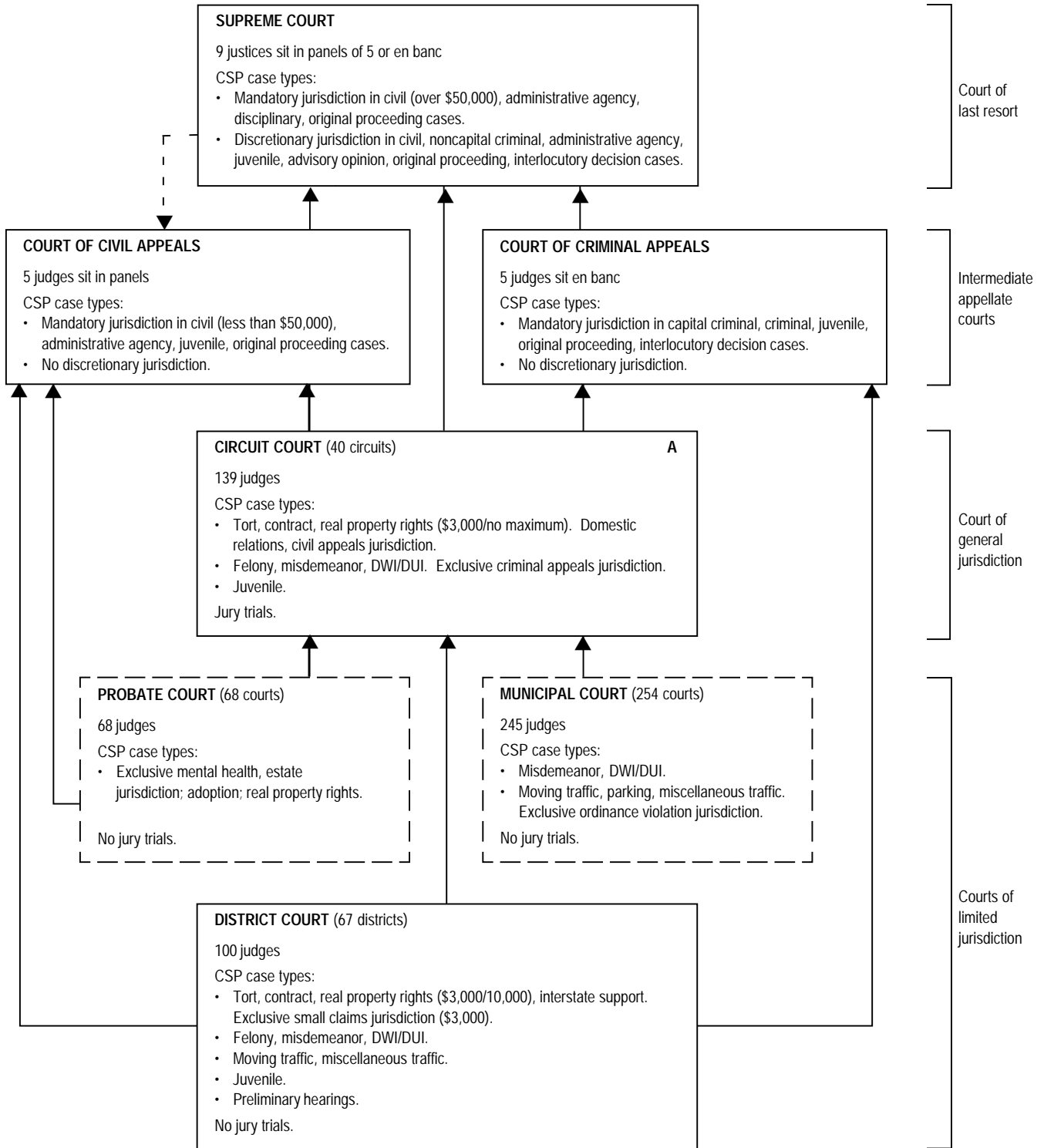
The number of justices or judges is sometimes stated as “FTE.” This represents “full-time equivalent” authorized judicial positions. “DWI/DUI” stands for “driving while intoxicated/driving under the influence.” The “SC” abbreviation stands for “small claims.” The dollar amount jurisdiction for civil cases is indicated in parentheses with a dollar sign. Where the small claims dollar amount jurisdiction is different, it is noted.

The court structure charts are convenient summaries. They do not substitute for the detailed descriptive material contained in the tables of *State Court Organization, 1998*. Moreover, they are based on the Court Statistics Project’s terminology and categories. This means that a state may have established courts that are not included in these charts. Some states have courts of special jurisdiction to receive complaints on matters that are more typically directed to administrative boards and agencies. Since these courts adjudicate matters that do not fall within the Court Statistics Project case types, they are not included in the charts. The existence of such courts, however, is recognized in a footnote to the state’s court structure chart.

STATE COURT STRUCTURE PROTOTYPE, 1999

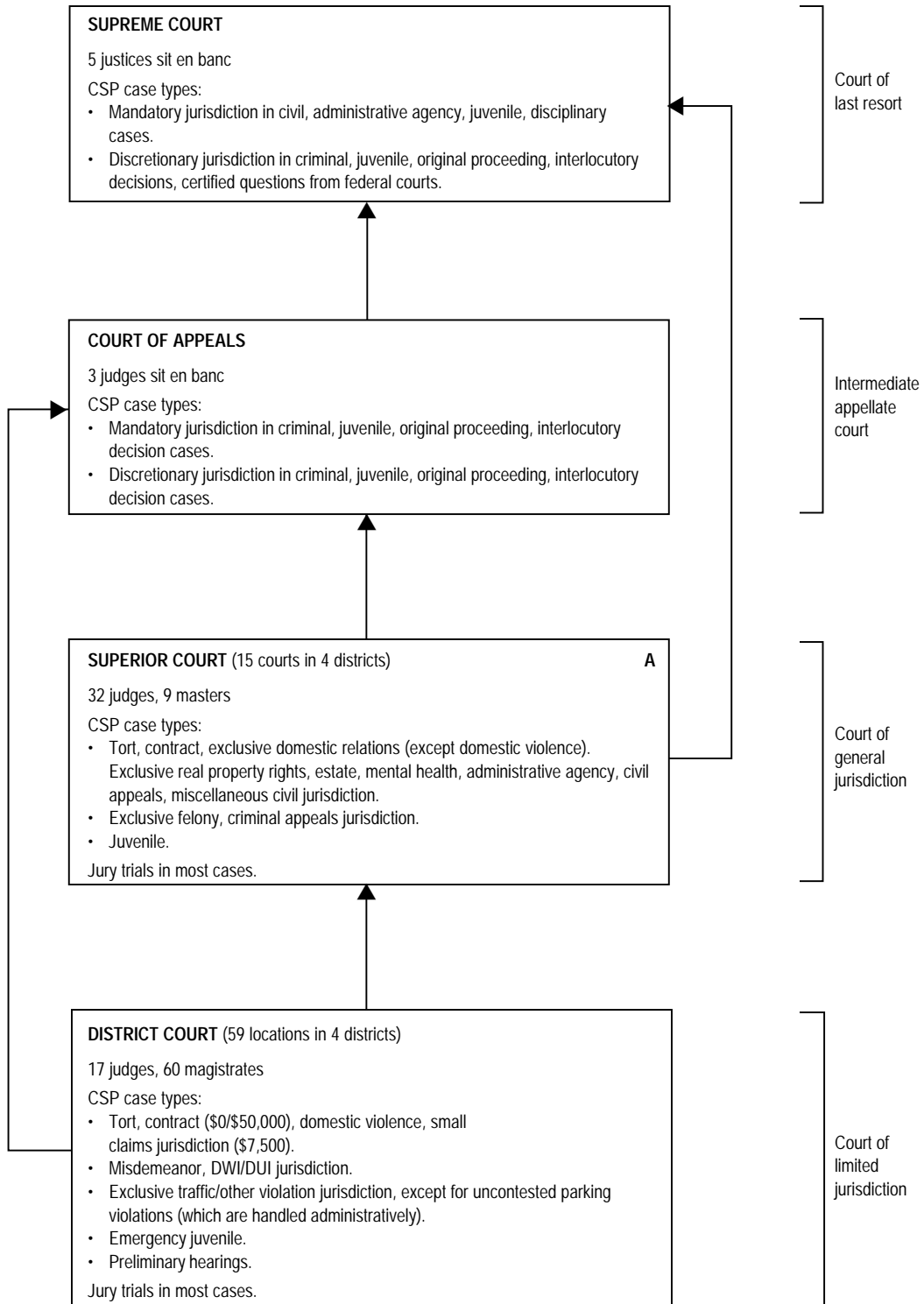


ALABAMA COURT STRUCTURE, 1999

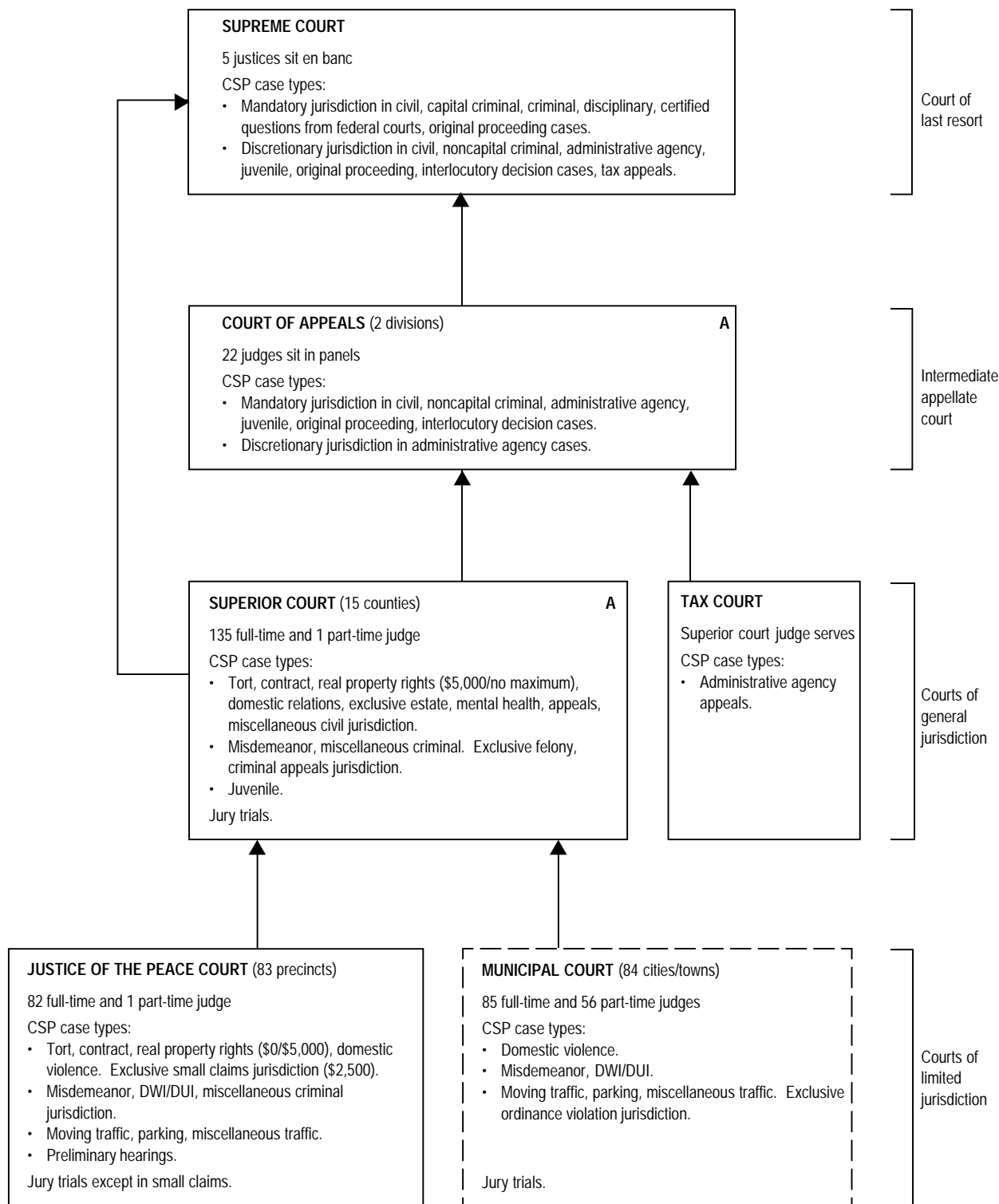


-- -- Indicates assignment of cases.

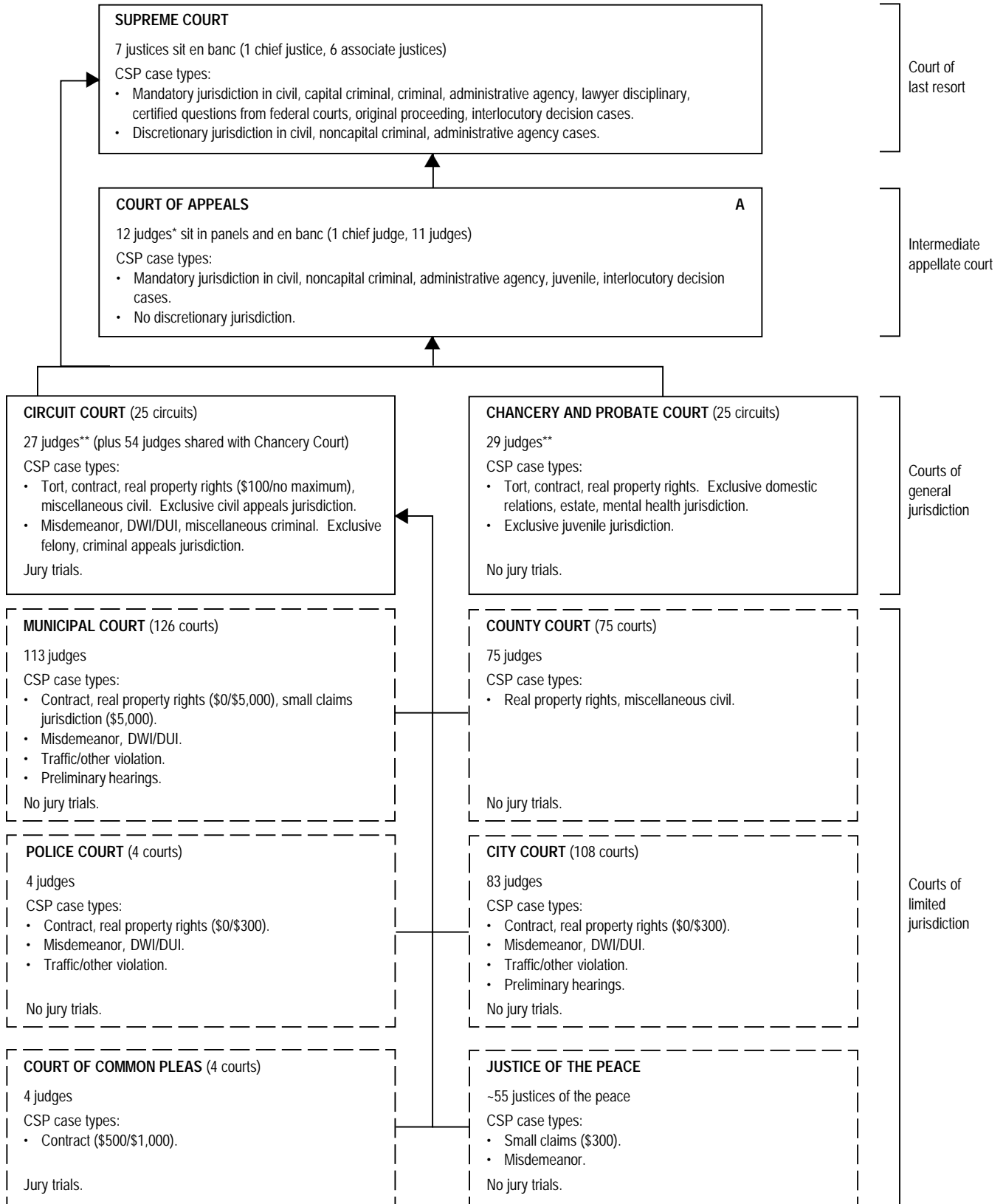
ALASKA COURT STRUCTURE, 1999



ARIZONA COURT STRUCTURE, 1999



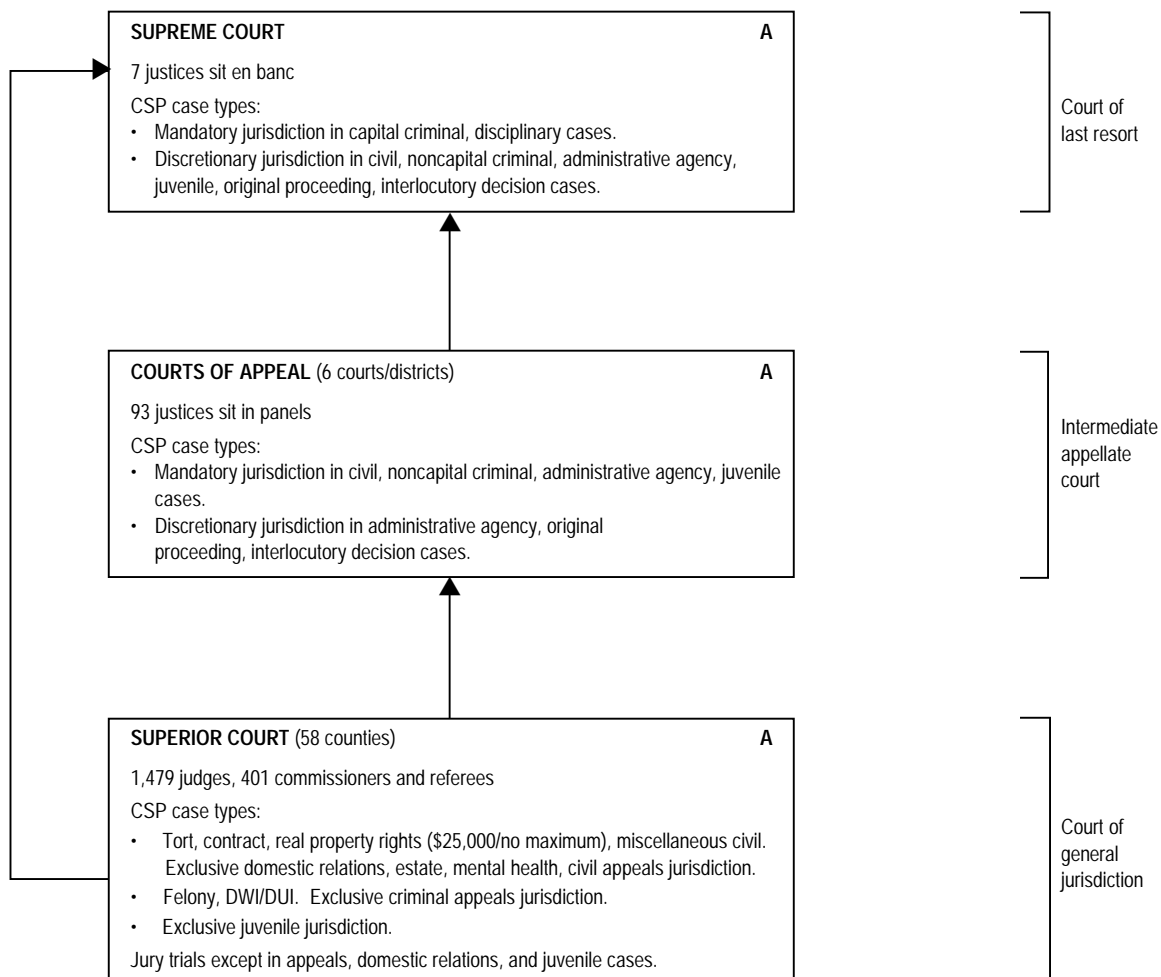
ARKANSAS COURT STRUCTURE, 1999



* Court of Appeals judges increased to 12 effective January 1, 1997.

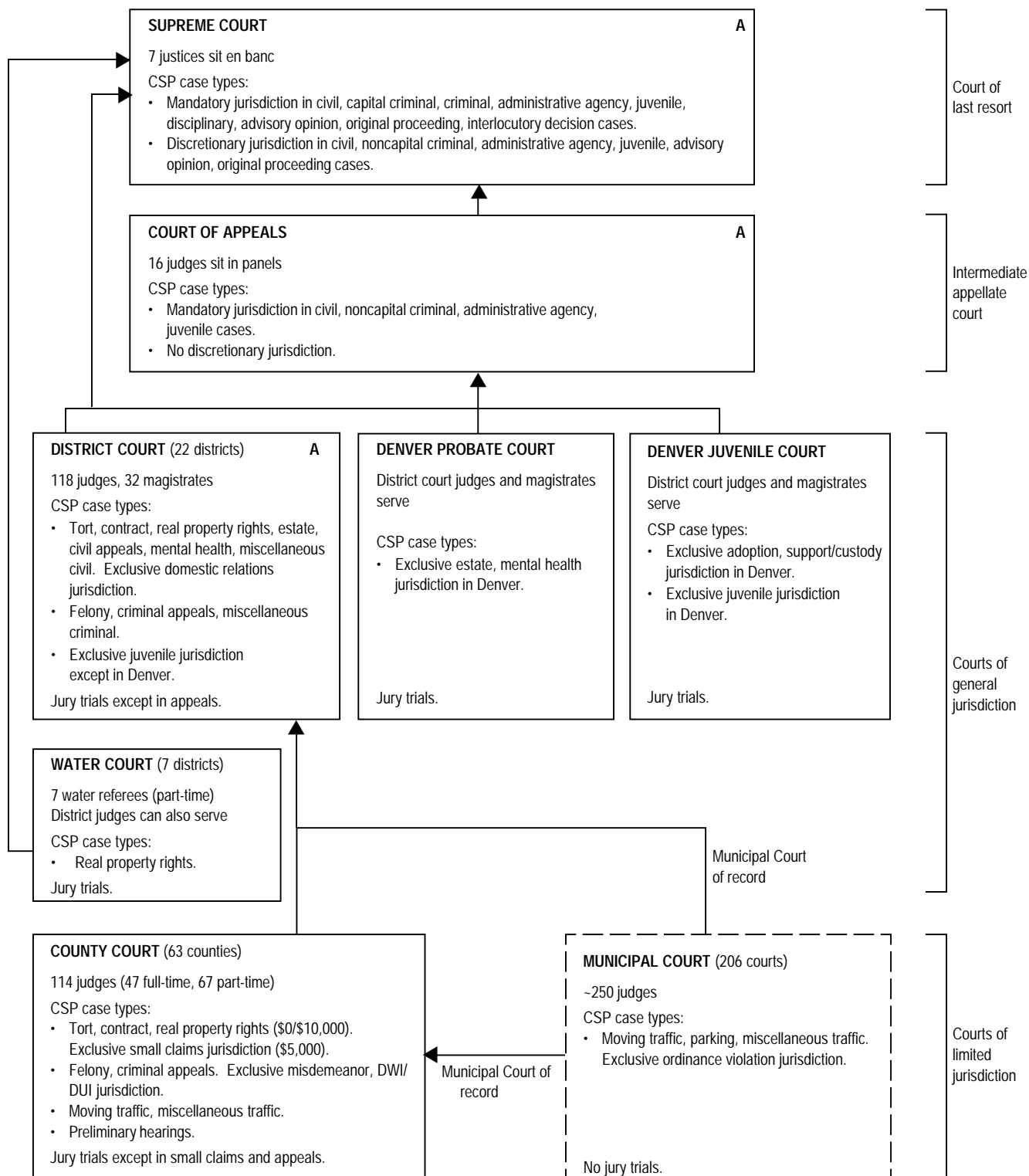
** Fifty-four additional judges serve both circuit and chancery courts.

CALIFORNIA COURT STRUCTURE, 1999

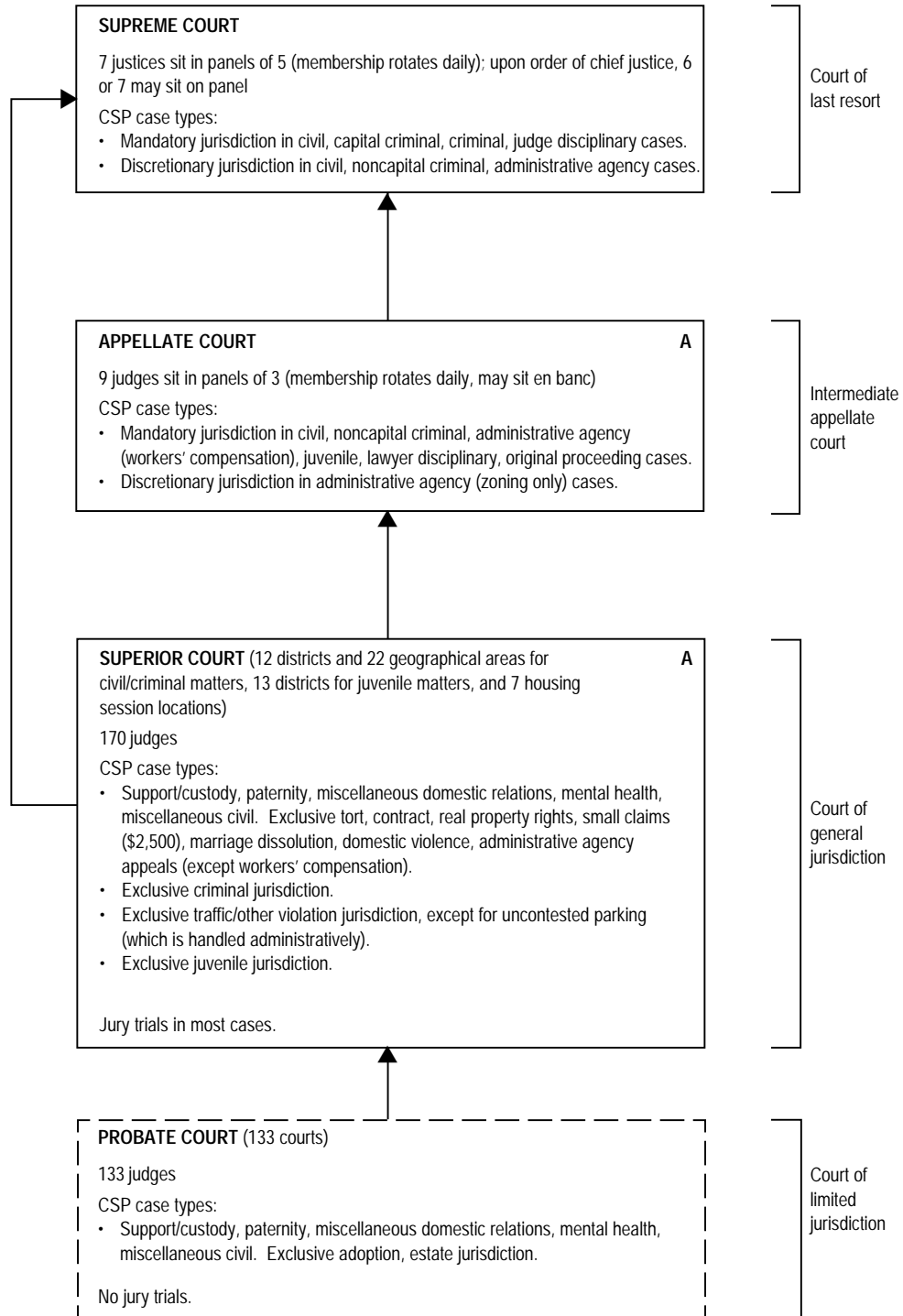


Note: In 1998 Proposition 220 amended the state Constitution by providing for the voluntary unification of the superior (courts of general jurisdiction) and municipal (courts of limited jurisdiction) courts of a county into one county-wide superior court. Originating as Senate Constitutional Amendment 4, the measure was passed by the Legislature in June, 1996, appeared as Proposition 220 on a statewide ballot during a primary election on June 2, 1998, and was approved by 64% of the voters. Proposition 220 became effective June 3, 1998. As of July 1, 2000, unification was in effect in 56 of the state's 58 counties. Data for the remaining two counties have been merged into county-wide statistics and are included in this report.

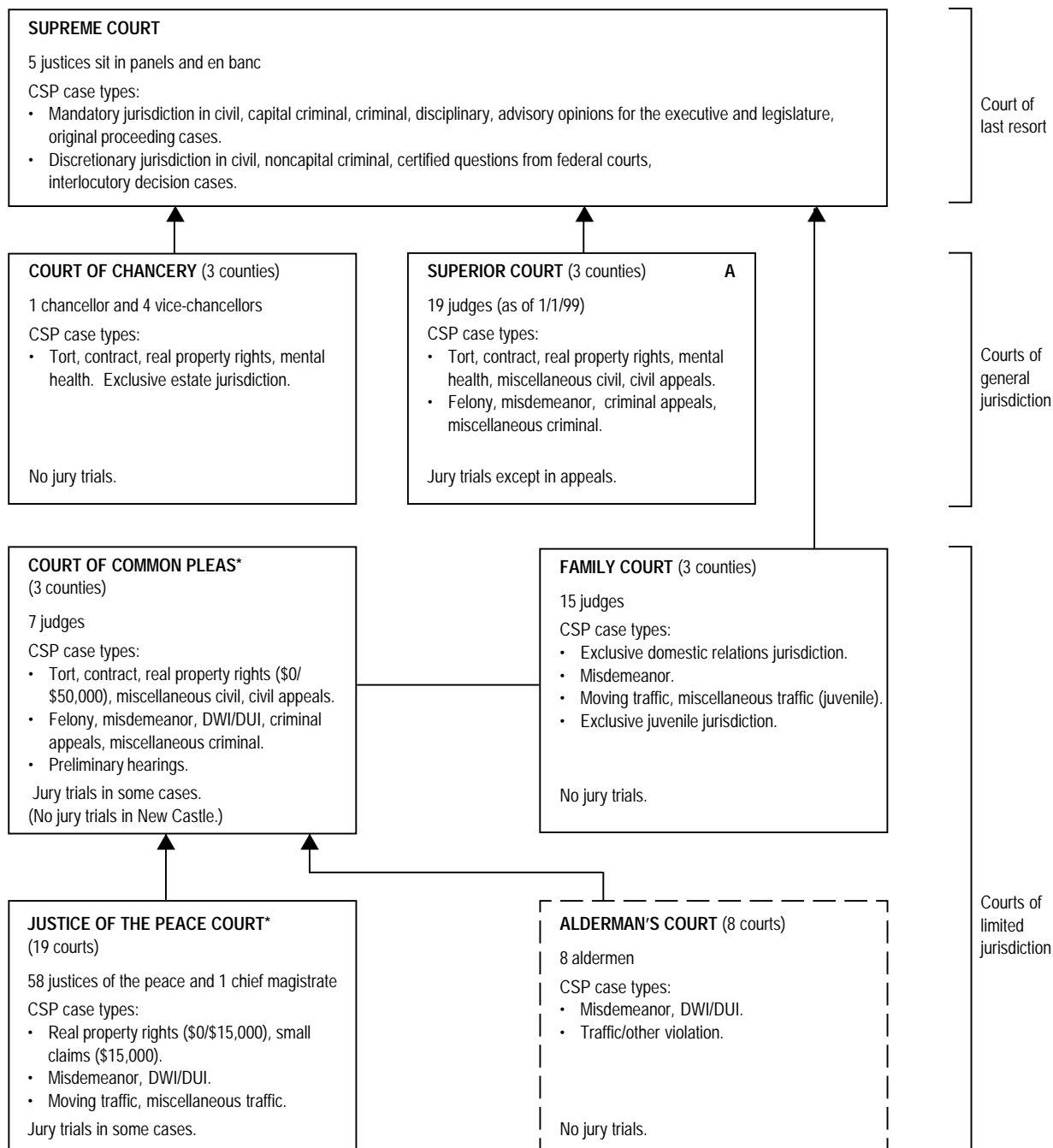
COLORADO COURT STRUCTURE, 1999



CONNECTICUT COURT STRUCTURE, 1999

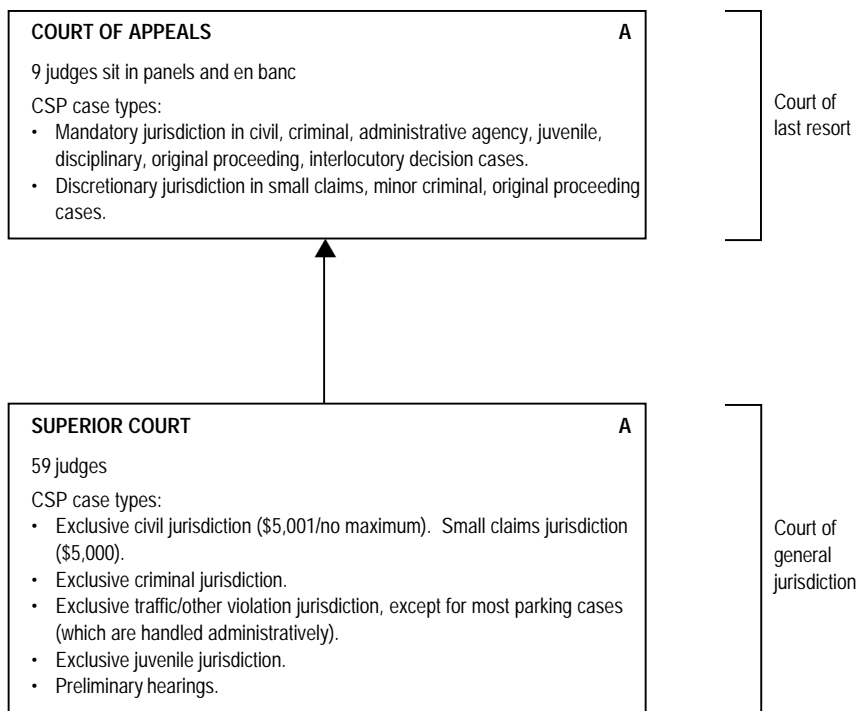


DELAWARE COURT STRUCTURE, 1999

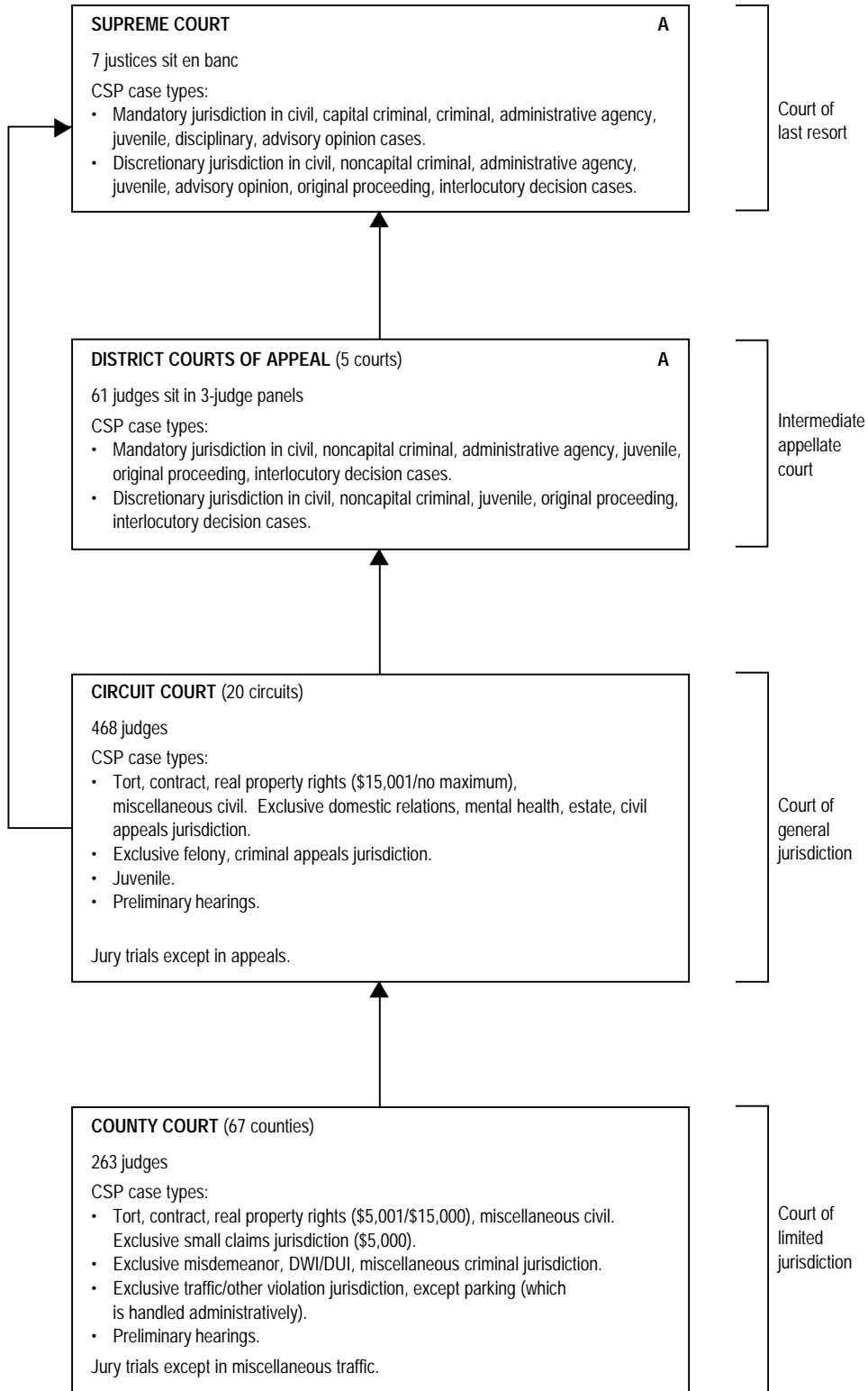


* The Municipal Court of Wilmington was eliminated effective May 1, 1998, and a new Justice of the Peace Court was created in Wilmington.

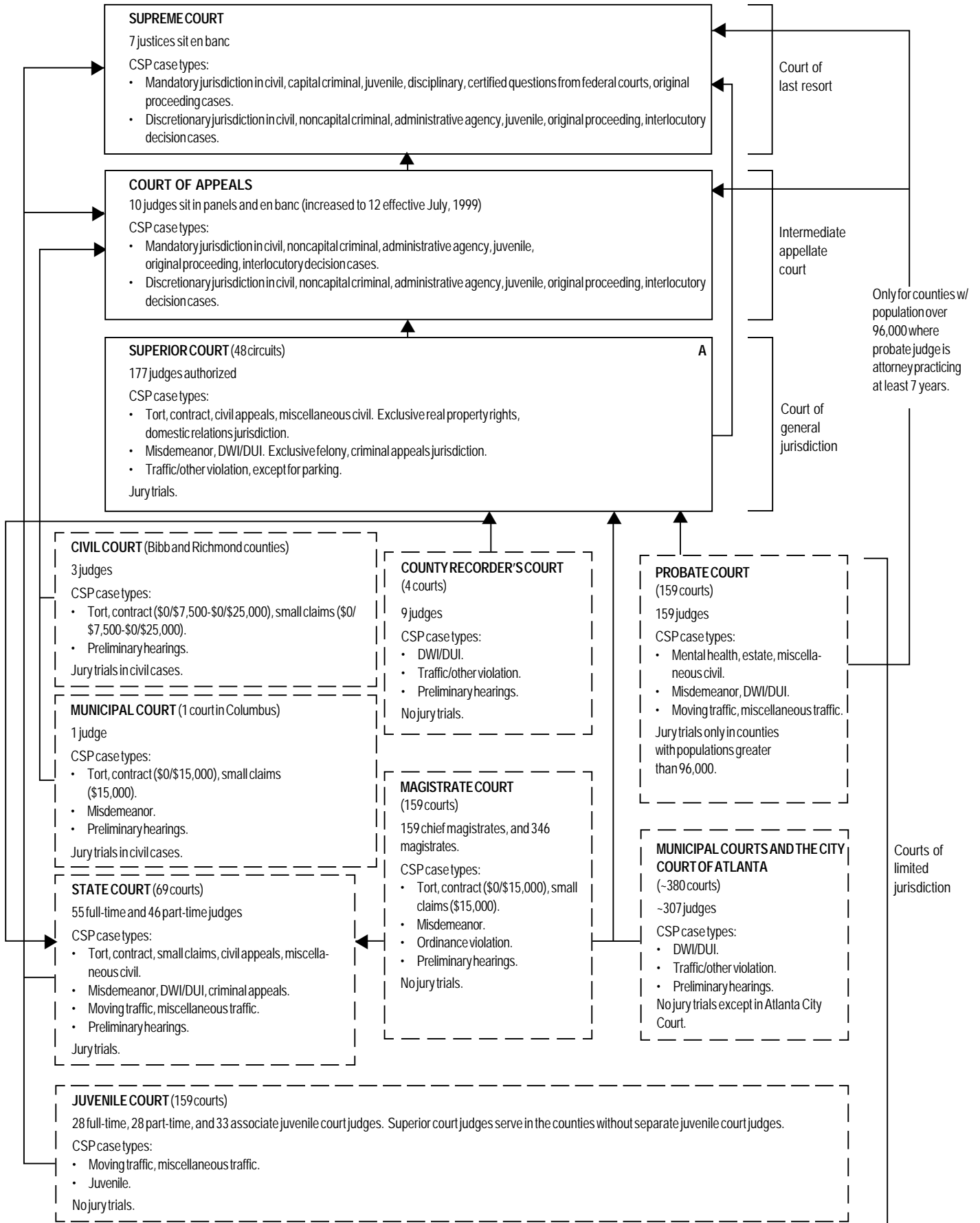
DISTRICT OF COLUMBIA COURT STRUCTURE, 1999



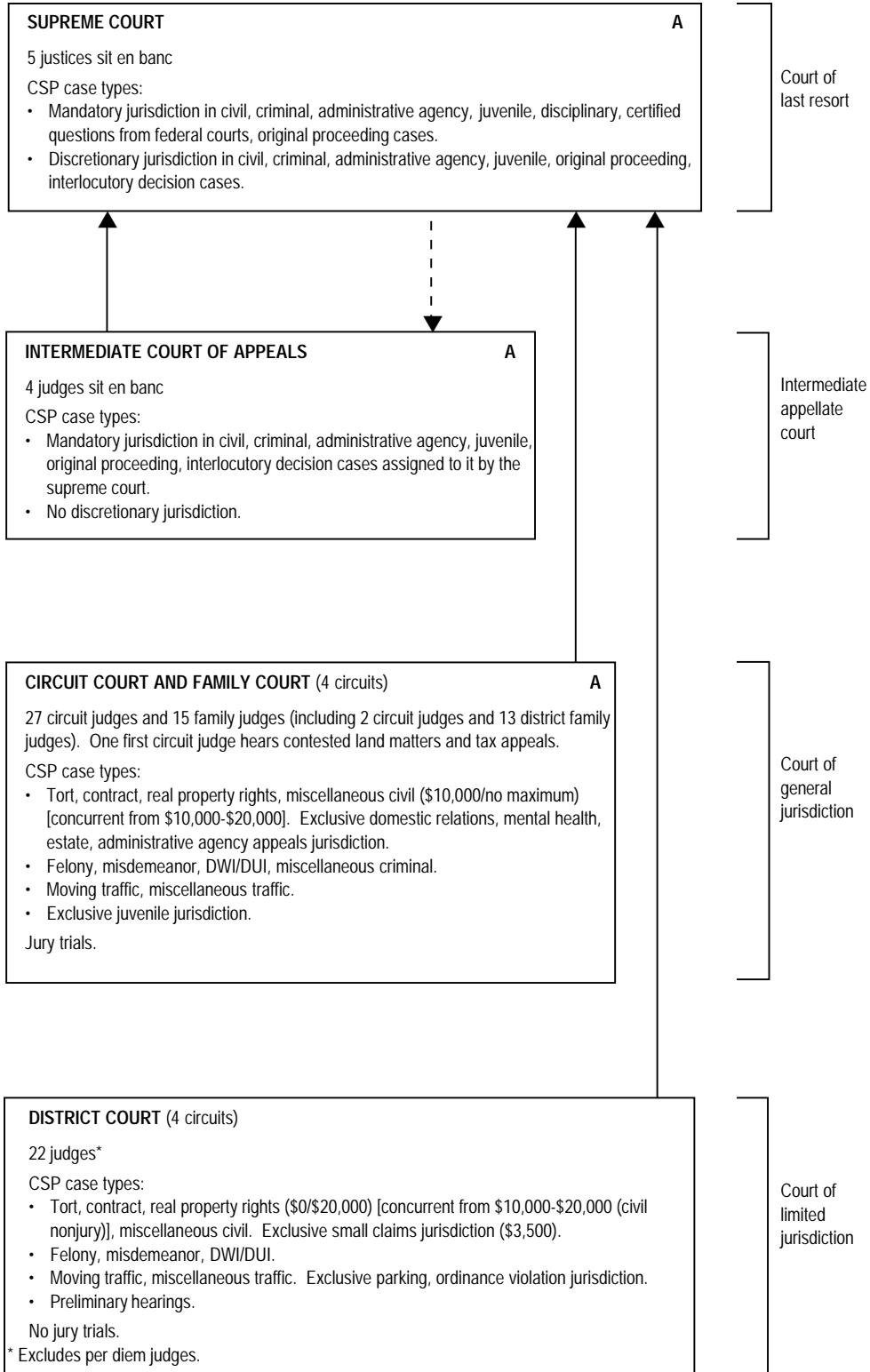
FLORIDA COURT STRUCTURE, 1999



GEORGIA COURT STRUCTURE, 1999

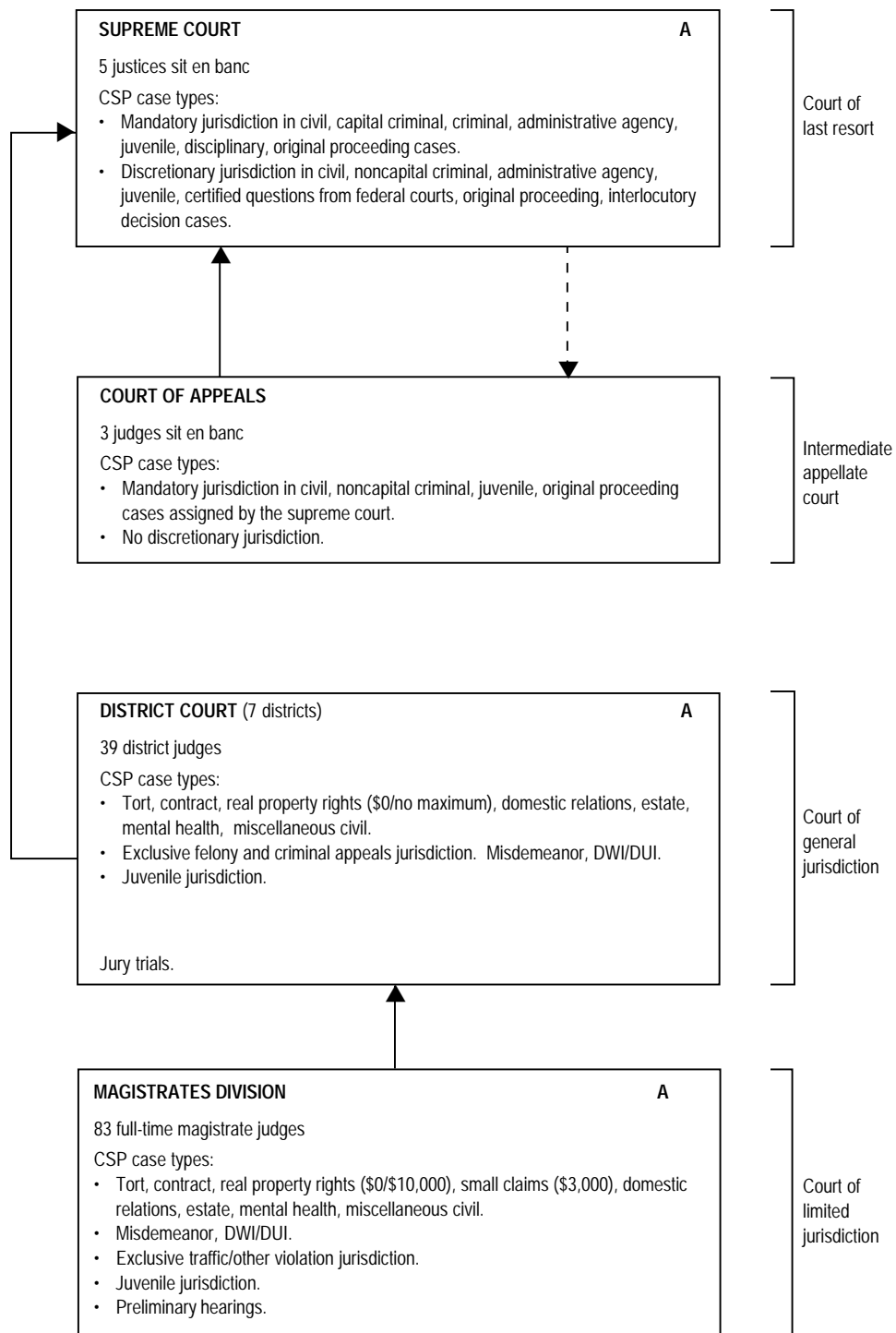


HAWAII COURT STRUCTURE, 1999



— — Indicates assignment of cases.

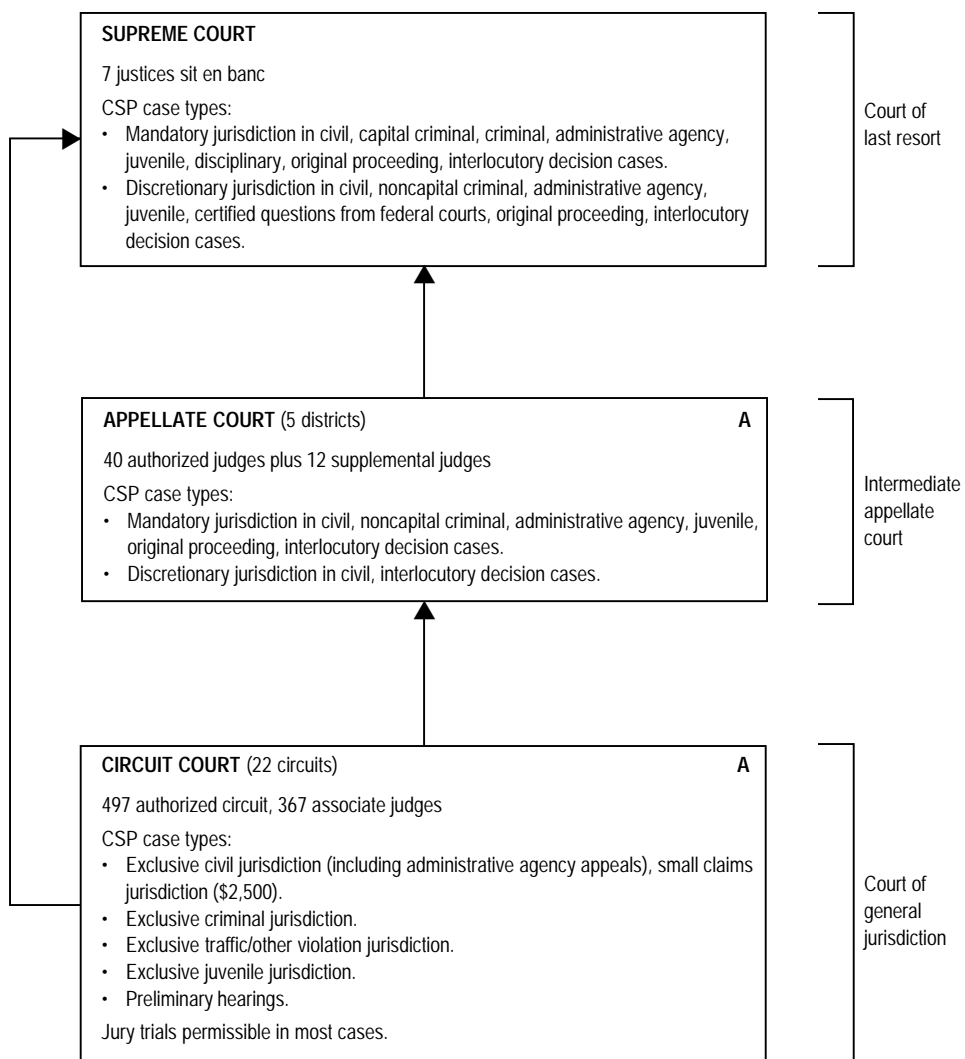
IDAHO COURT STRUCTURE, 1999



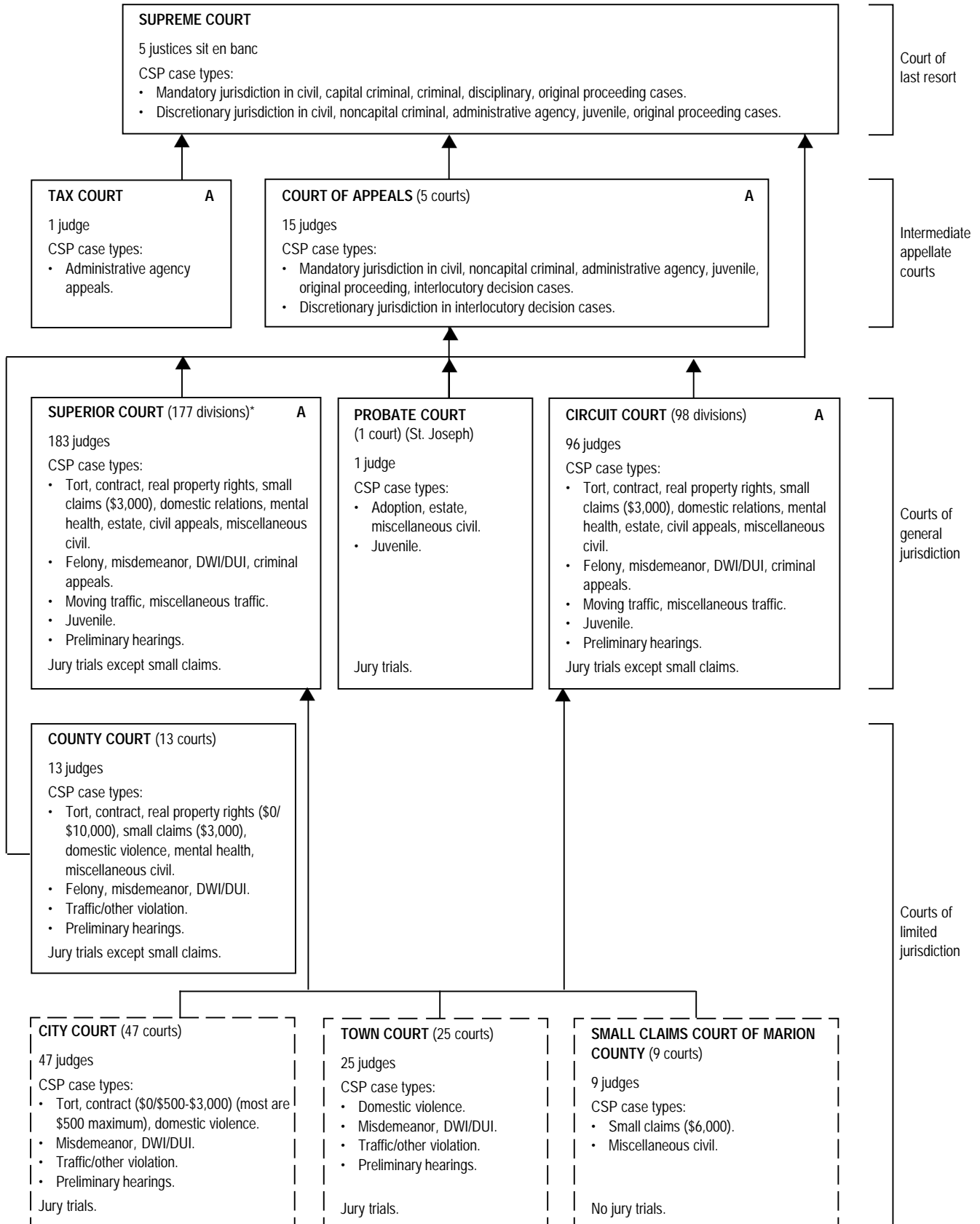
— — Indicates assignment of cases.

Note: The Magistrates Division of the District Court functions as a limited jurisdiction court.

ILLINOIS COURT STRUCTURE, 1999

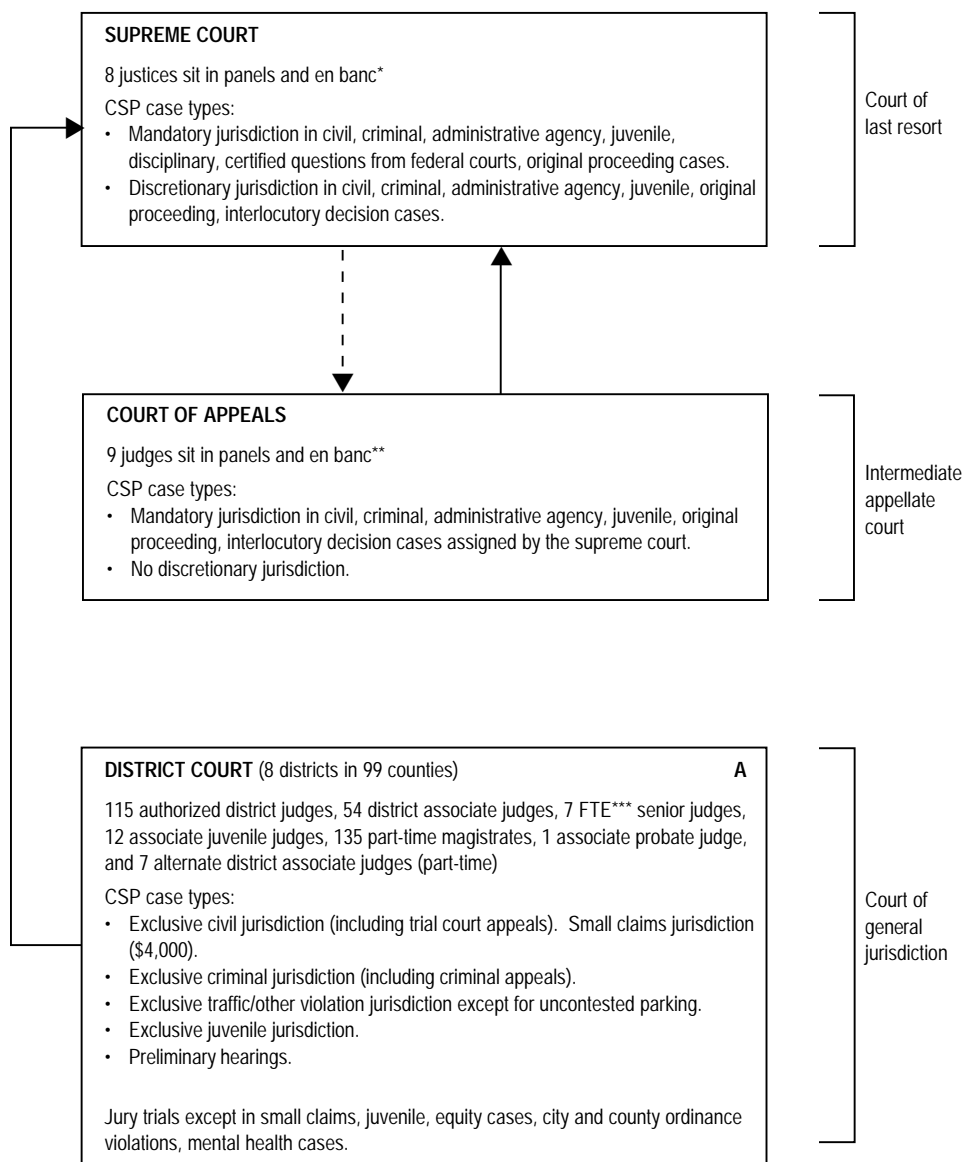


INDIANA COURT STRUCTURE, 1999



* Effective January 1, 1996, all Municipal Courts became Superior Courts.

IOWA COURT STRUCTURE, 1999



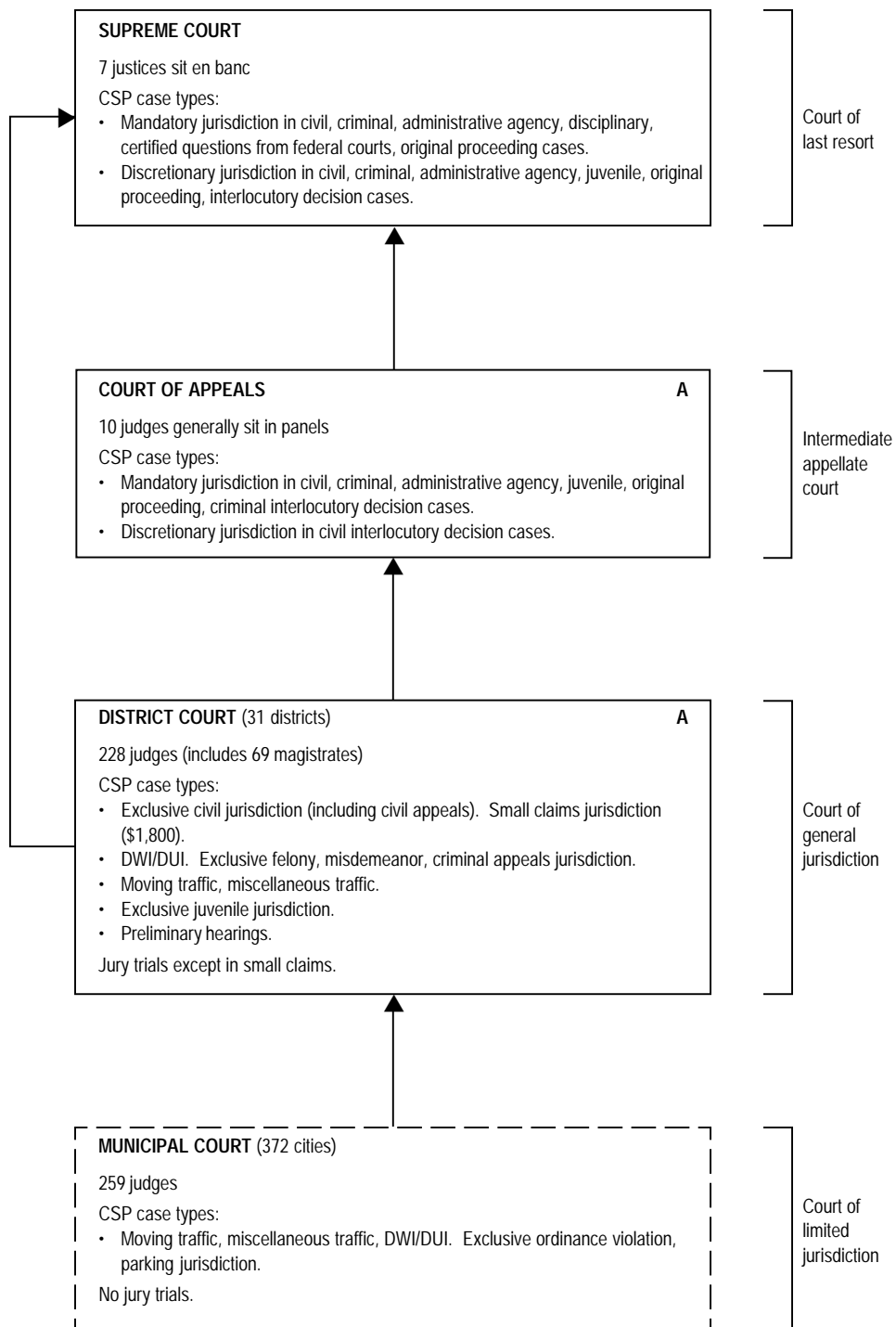
* By attrition, the size of the Iowa Supreme Court was reduced to 8 in July, 1999 and will be reduced to 7 in November, 2000. As of January, 2000 the court no longer sits in panels; it decides en banc.

** The Court of Appeals increased from 6 to 9 judges effective July, 1999.

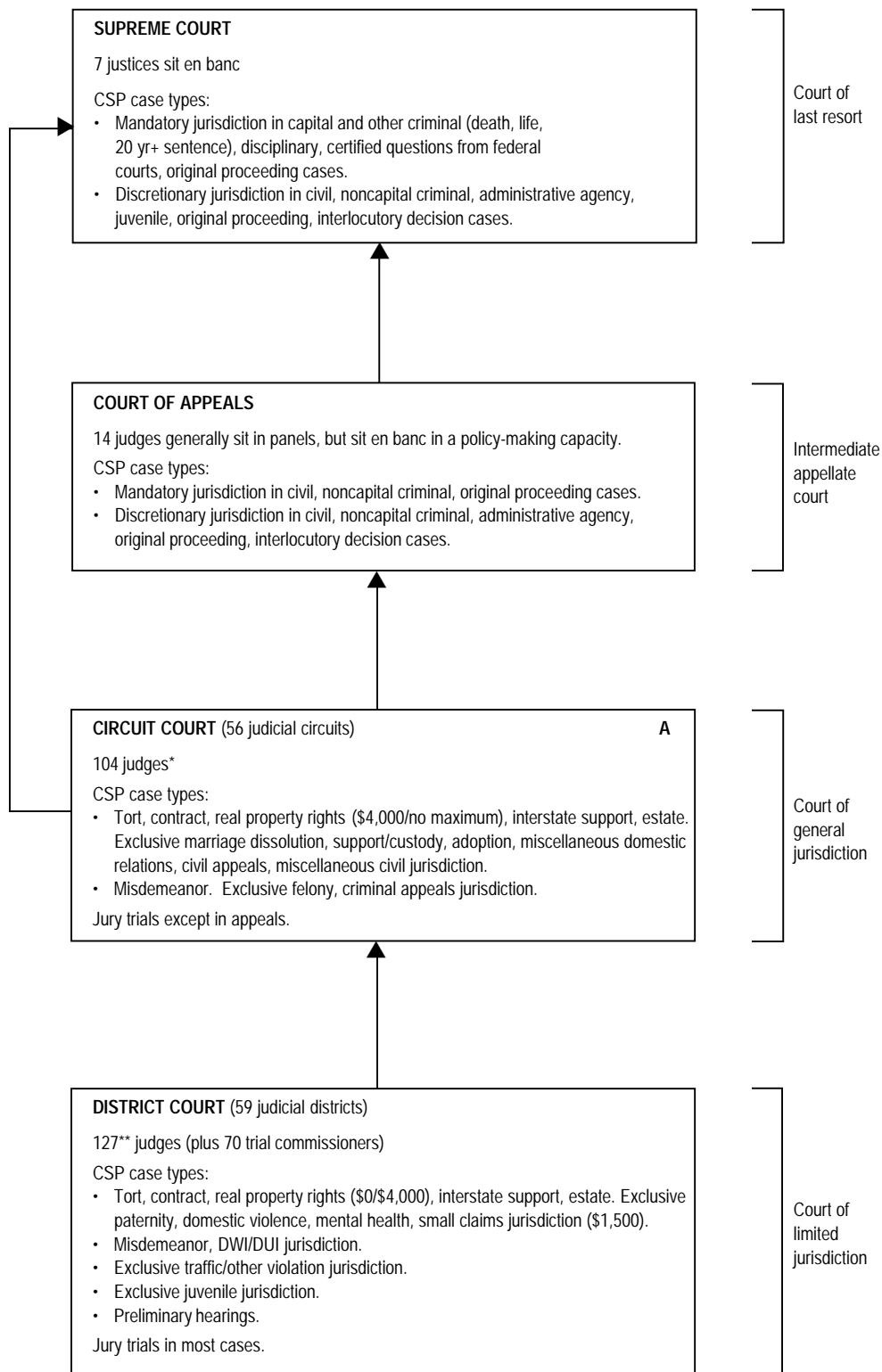
*** Includes 28 senior judges who work 1/4 time. (No more than 13 weeks/year)

— — Indicates assignment of cases.

KANSAS COURT STRUCTURE, 1999



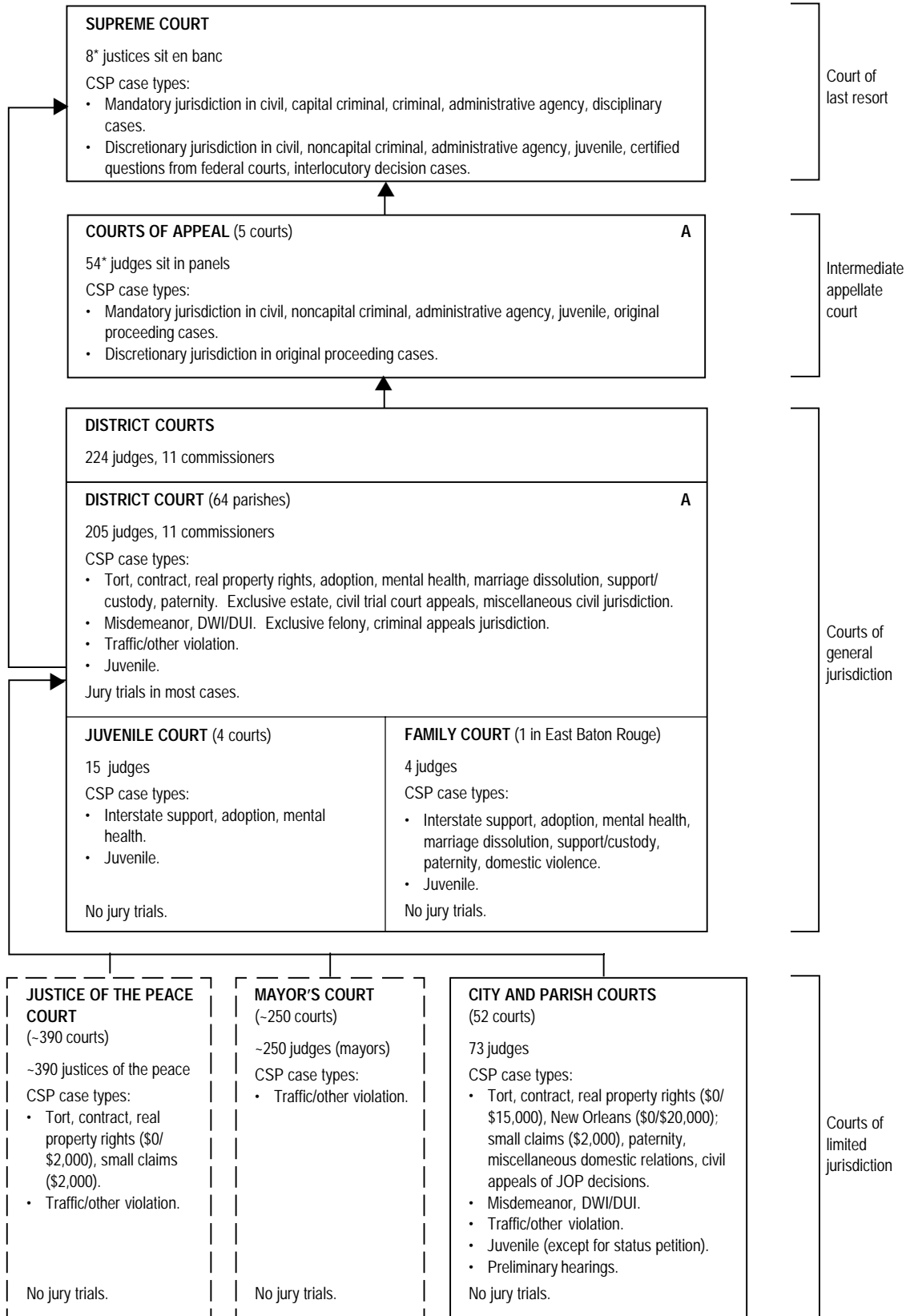
KENTUCKY COURT STRUCTURE, 1999



* Increased to 108 effective 9/1/99.

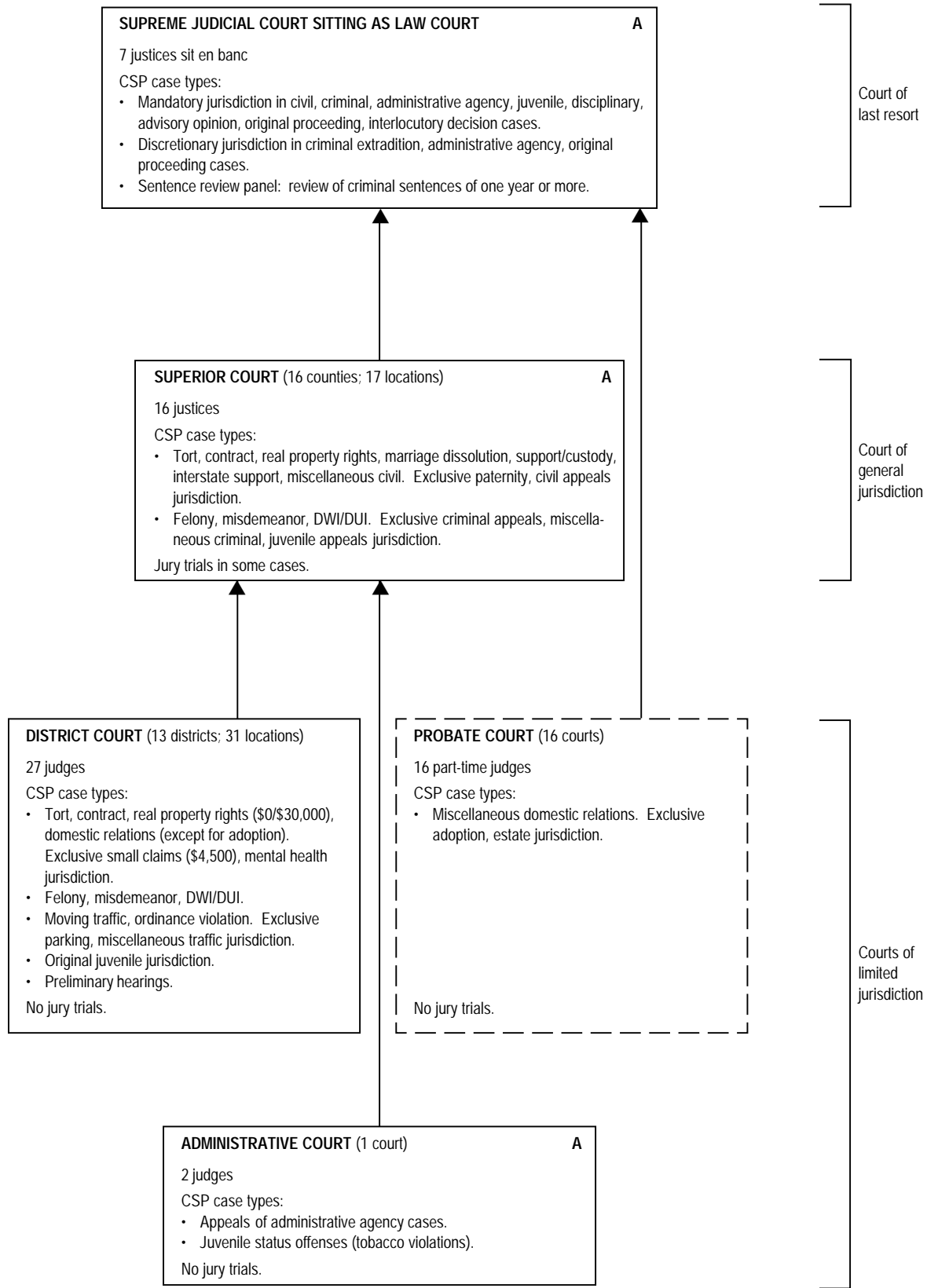
** Increased to 128 effective 9/1/99.

LOUISIANA COURT STRUCTURE, 1999

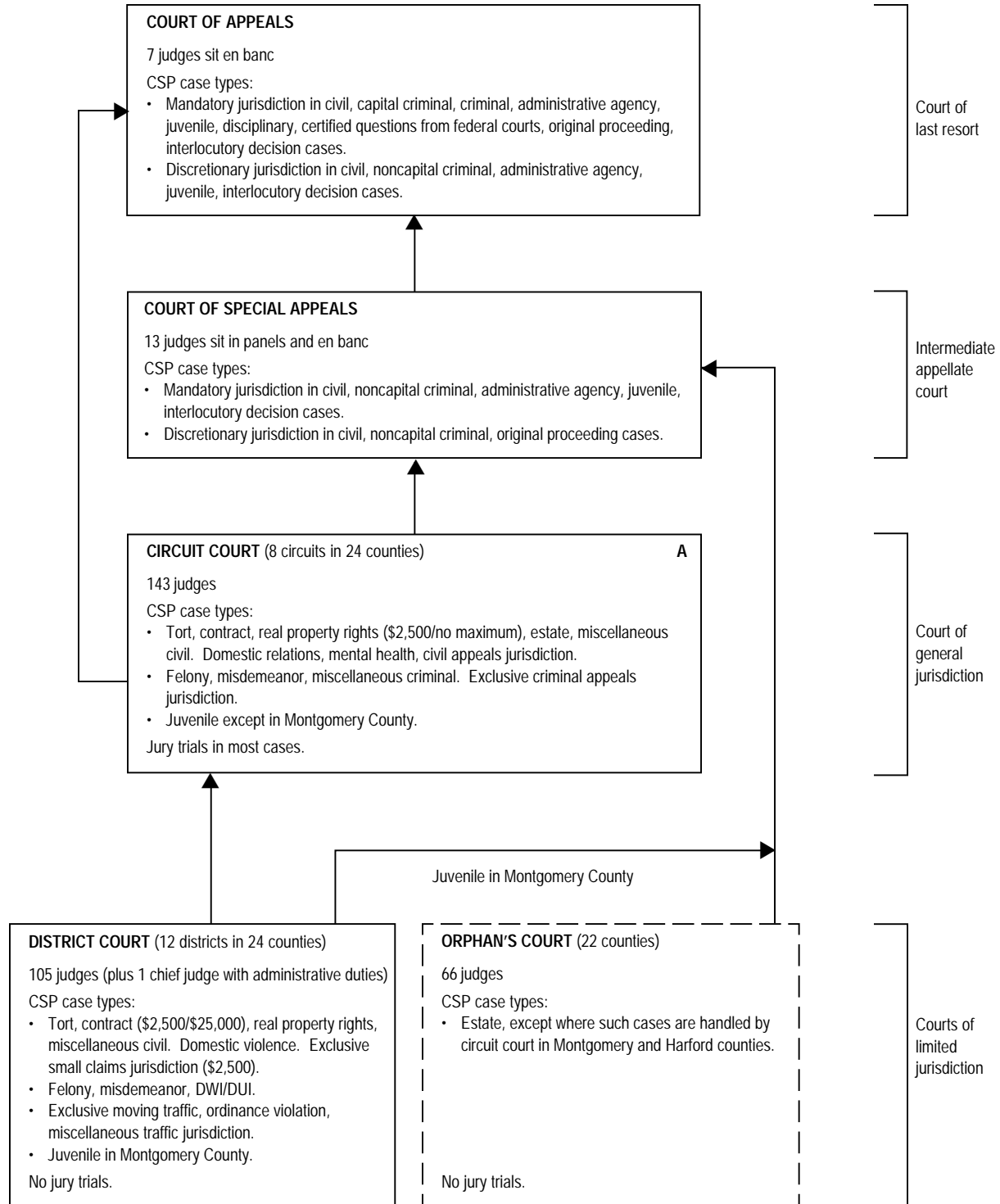


* Supreme court has 7 elected justices and 1 justice assigned from the courts of appeal. The assigned judge would bring the number of courts of appeal judges to 55. (This assignment is by state statute.)

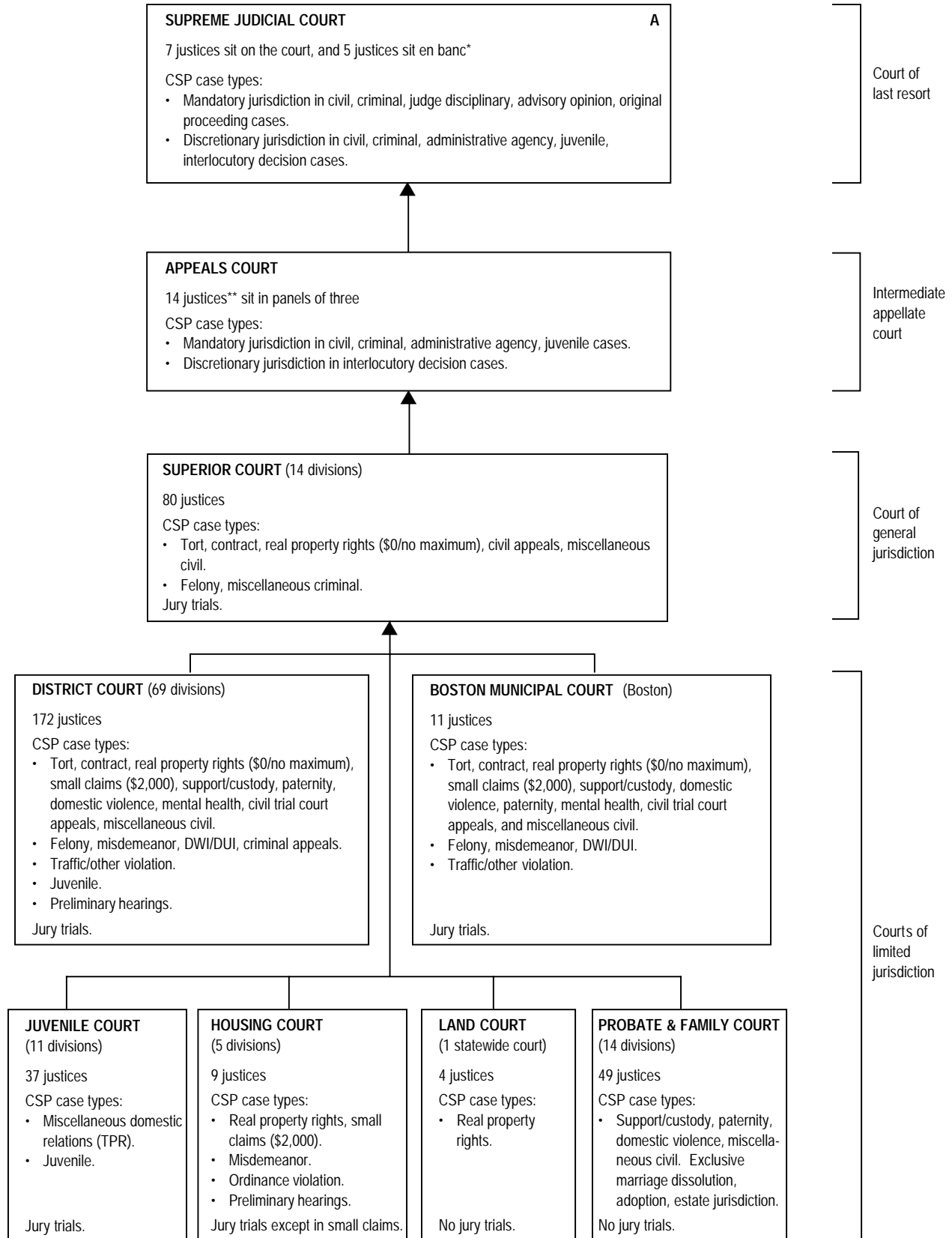
MAINE COURT STRUCTURE, 1999



MARYLAND COURT STRUCTURE, 1999



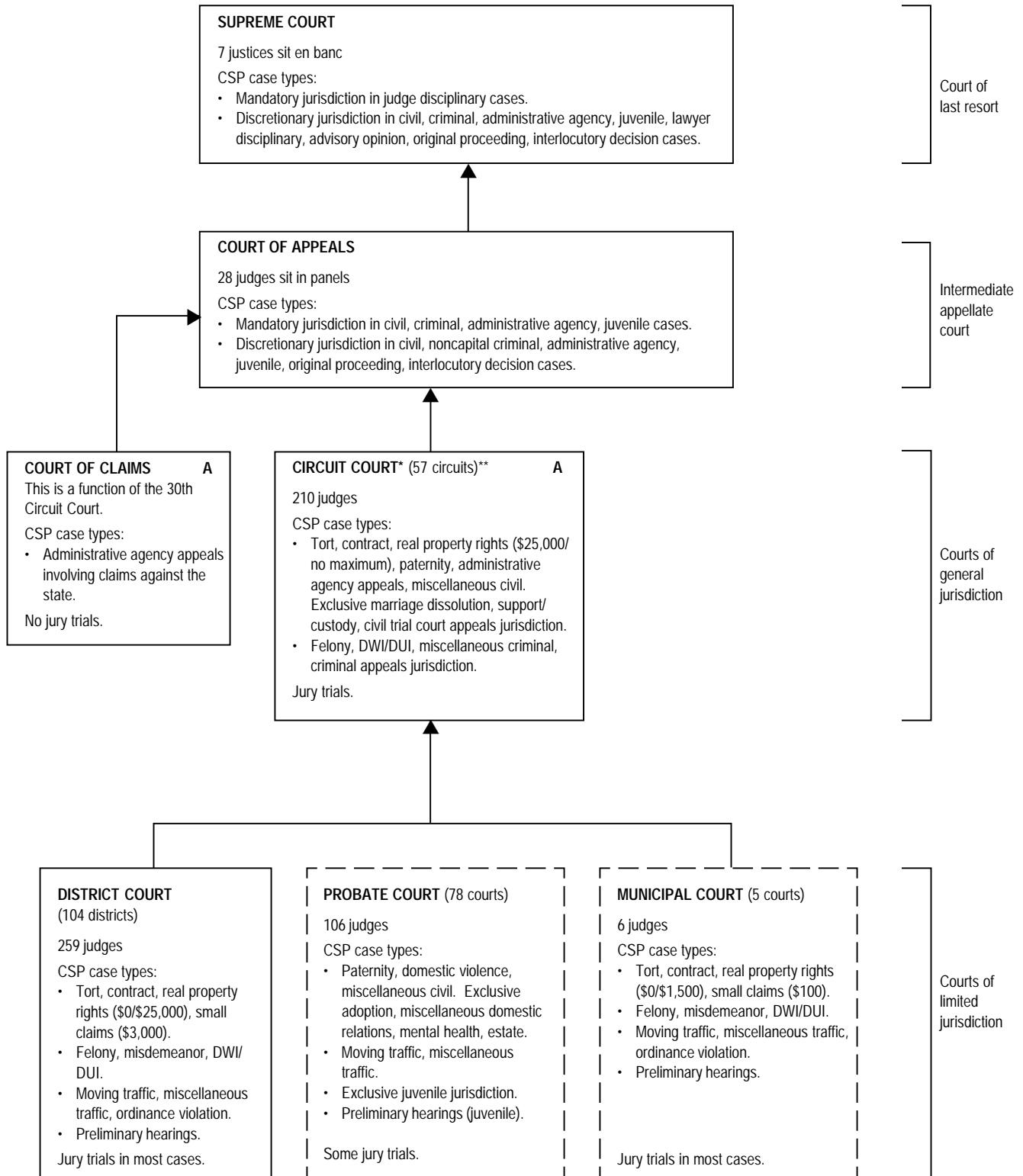
MASSACHUSETTS COURT STRUCTURE, 1999



* The justices also sit individually in the "single justice" side of the court, on a rotating basis.

** Increases to 25 for 2000.

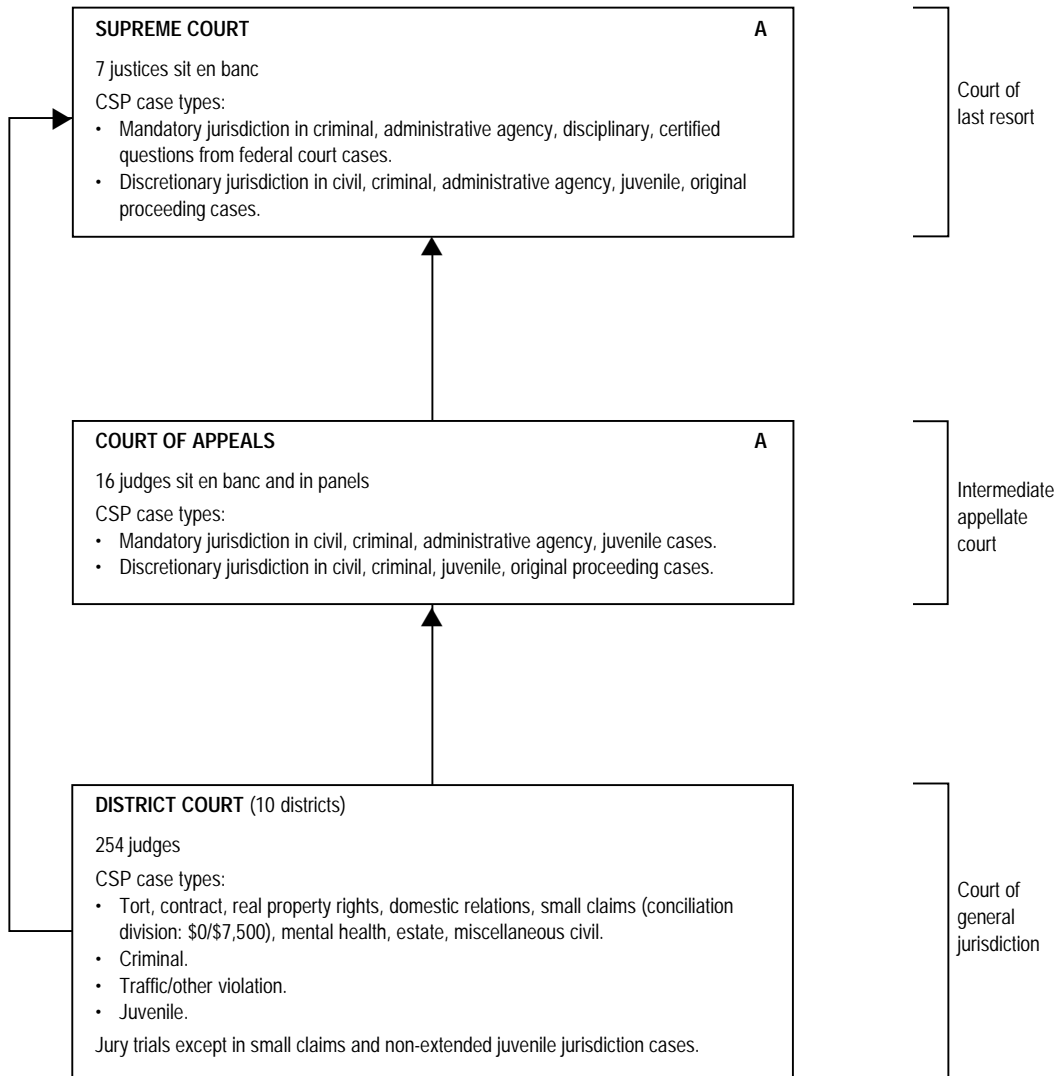
MICHIGAN COURT STRUCTURE, 1999



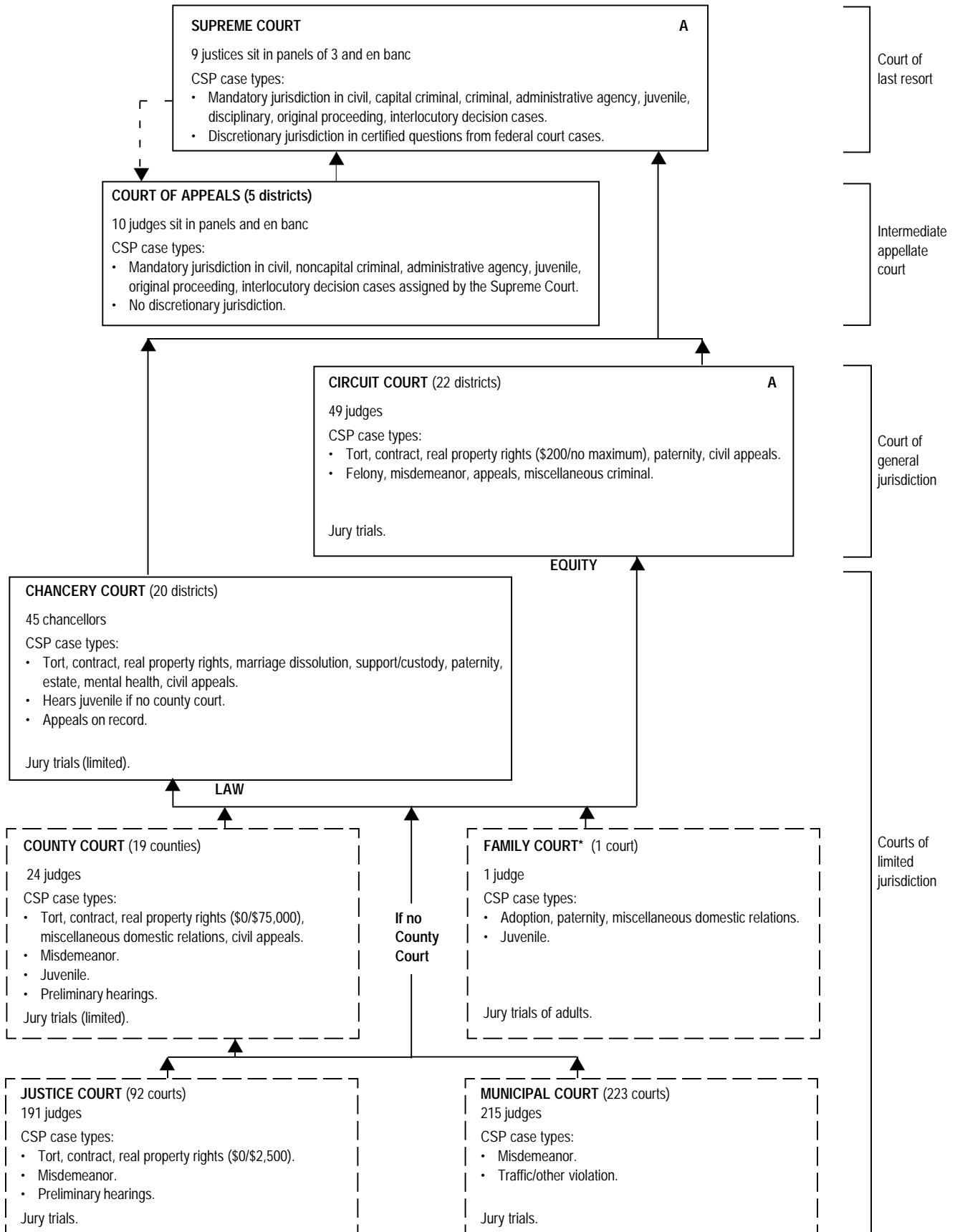
* The Recorder's Court of Detroit merged with the Circuit Court effective October 1, 1997.

** A Family Division of Circuit Court became operational on January 1, 1998.

MINNESOTA COURT STRUCTURE, 1999

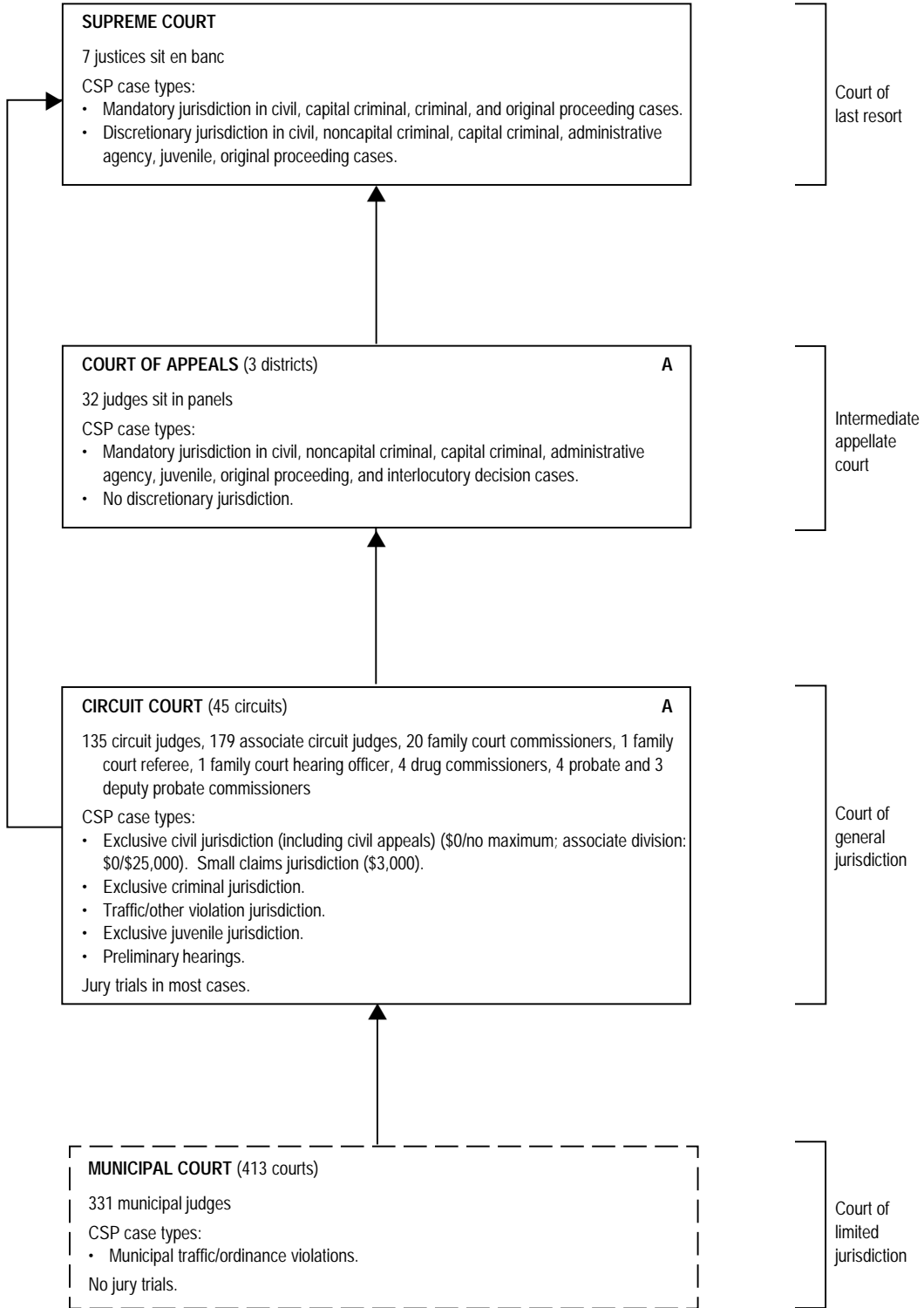


MISSISSIPPI COURT STRUCTURE, 1999

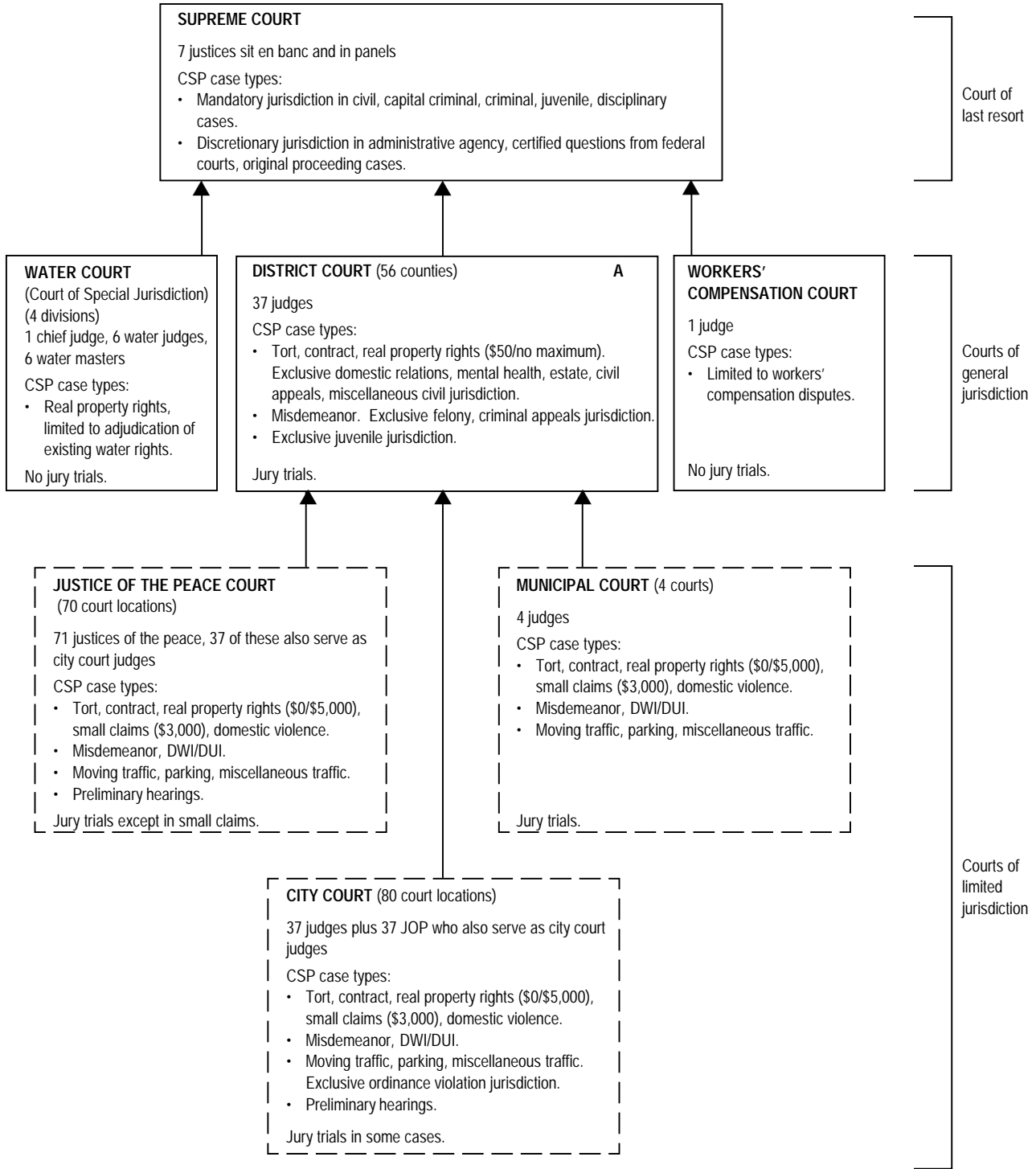


* The Family Court will be abolished July 1, 1999 and merge into County Court.
 - - Indicates assignment of cases.

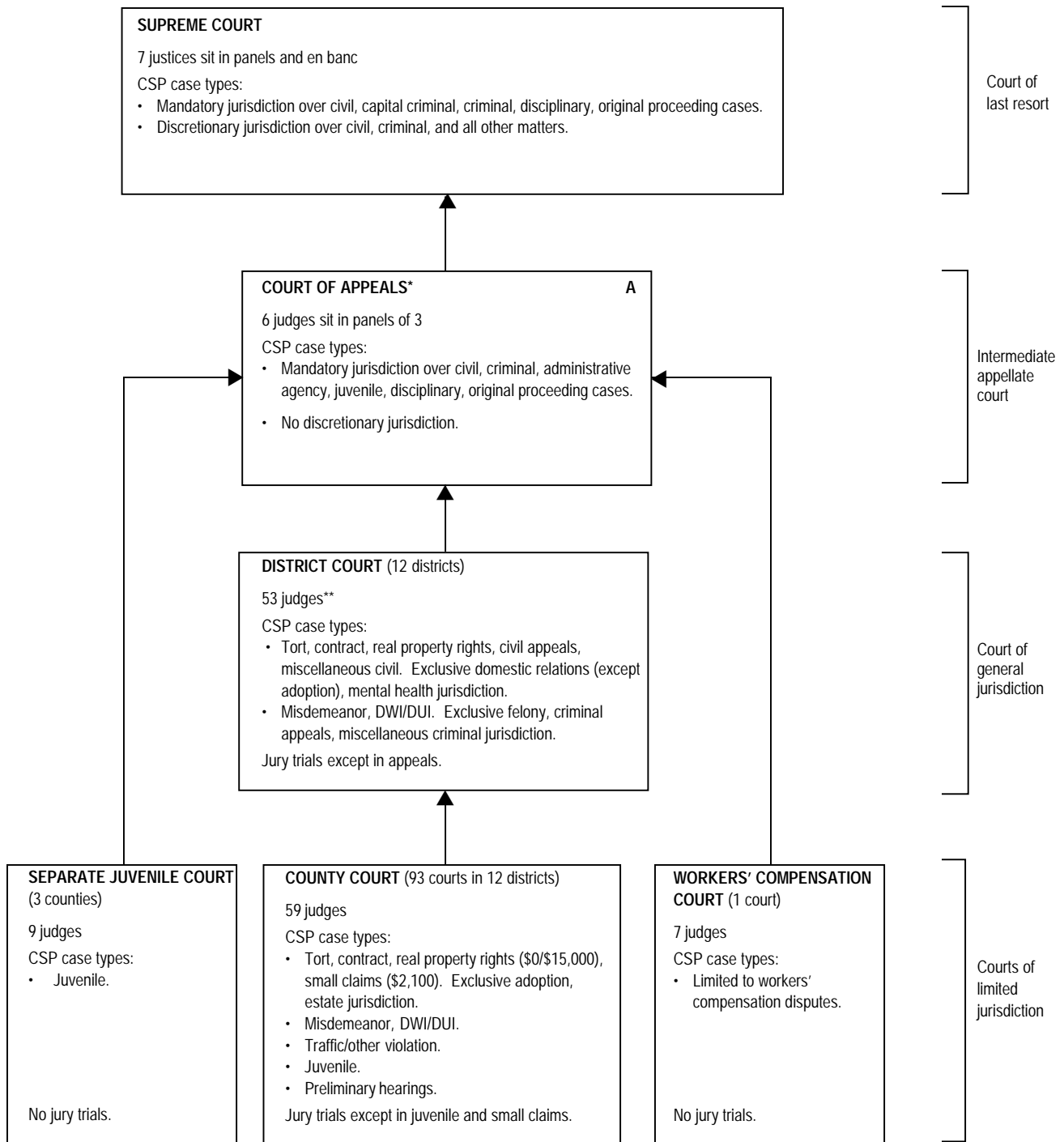
MISSOURI COURT STRUCTURE, 1999



MONTANA COURT STRUCTURE, 1999



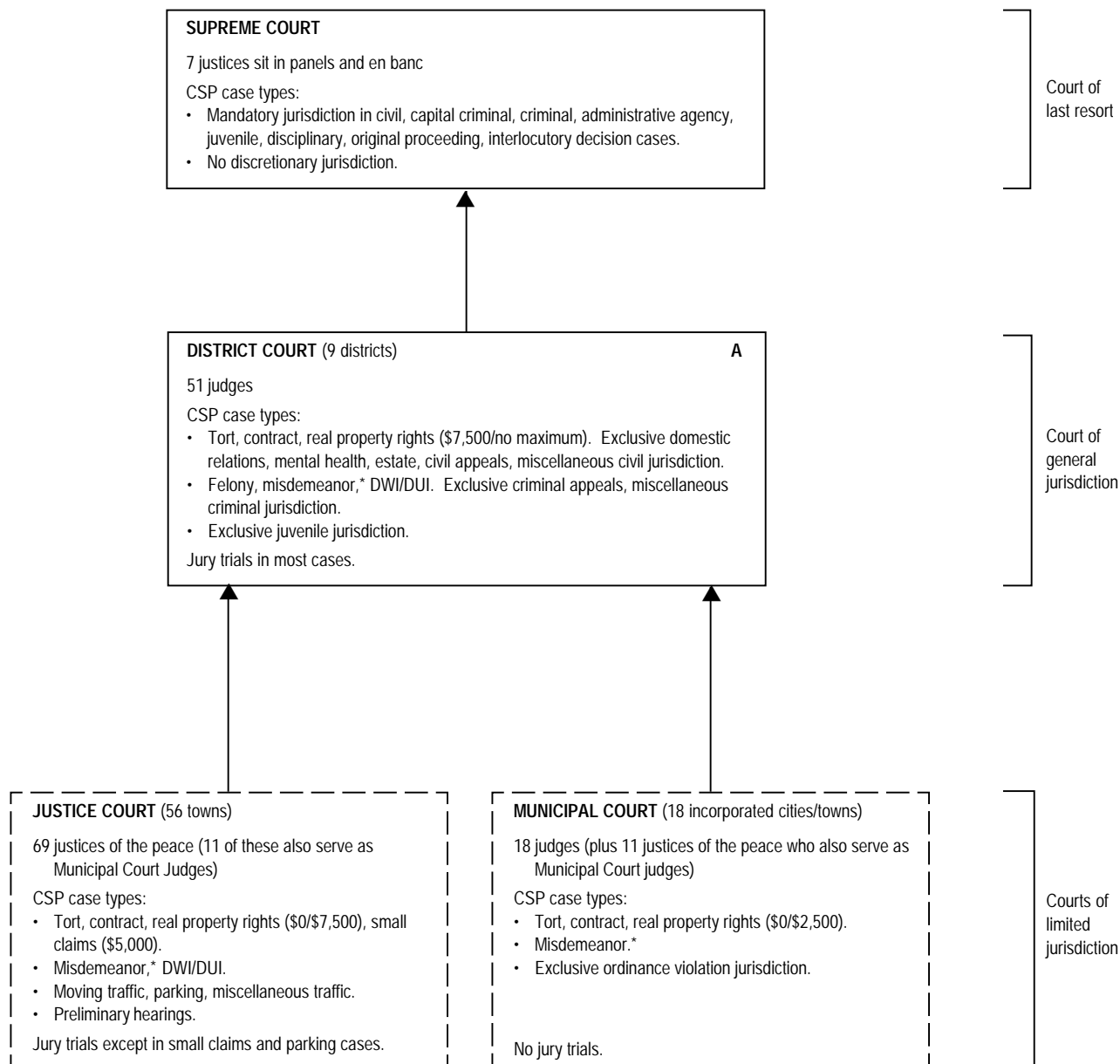
NEBRASKA COURT STRUCTURE, 1999



* The Nebraska Court of Appeals was established September 6, 1991.

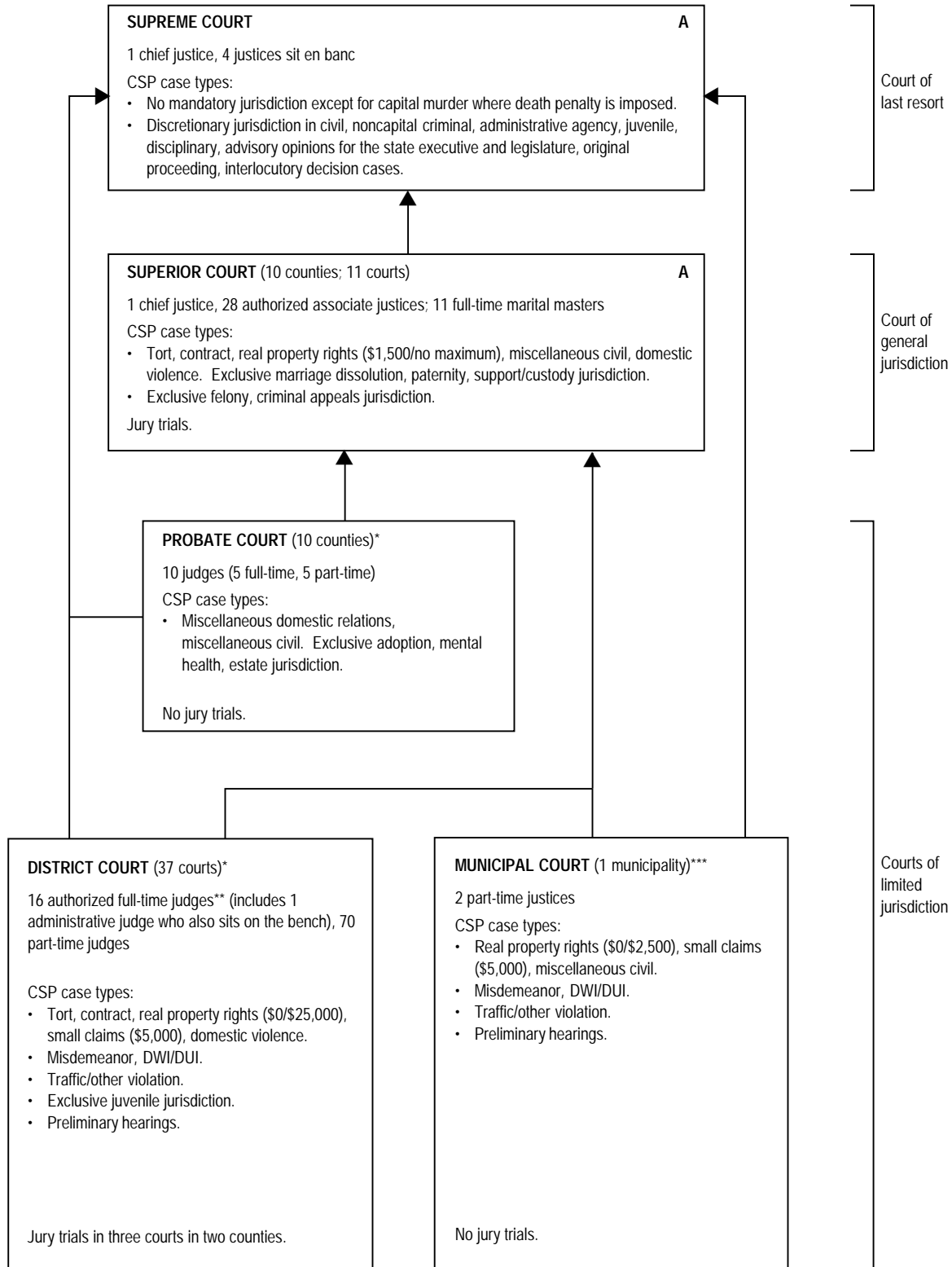
**Increases to 54 effective July 1, 2000.

NEVADA COURT STRUCTURE, 1999



* District Court hears gross misdemeanor cases; Justice & Municipal Courts hear misdemeanors with fines under \$1,000 and/or sentence of less than six months.

NEW HAMPSHIRE COURT STRUCTURE, 1999

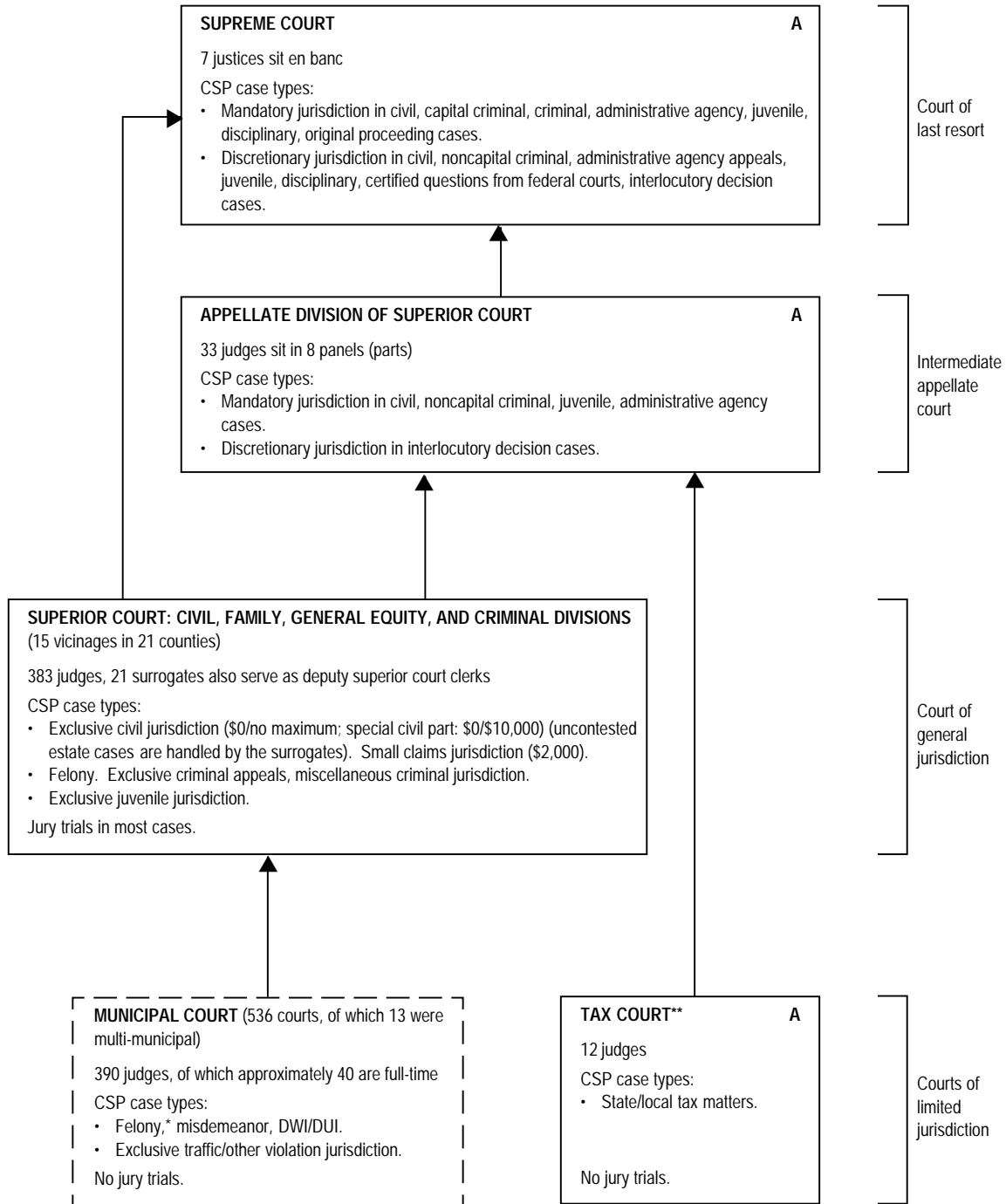


* A Family Division Pilot Program was created by the Legislature in 1995 and operates in six district courts and two probate courts.

** Increases to 18 for calendar year 2000.

*** The municipal court will be merged with the District Court in May, 2000.

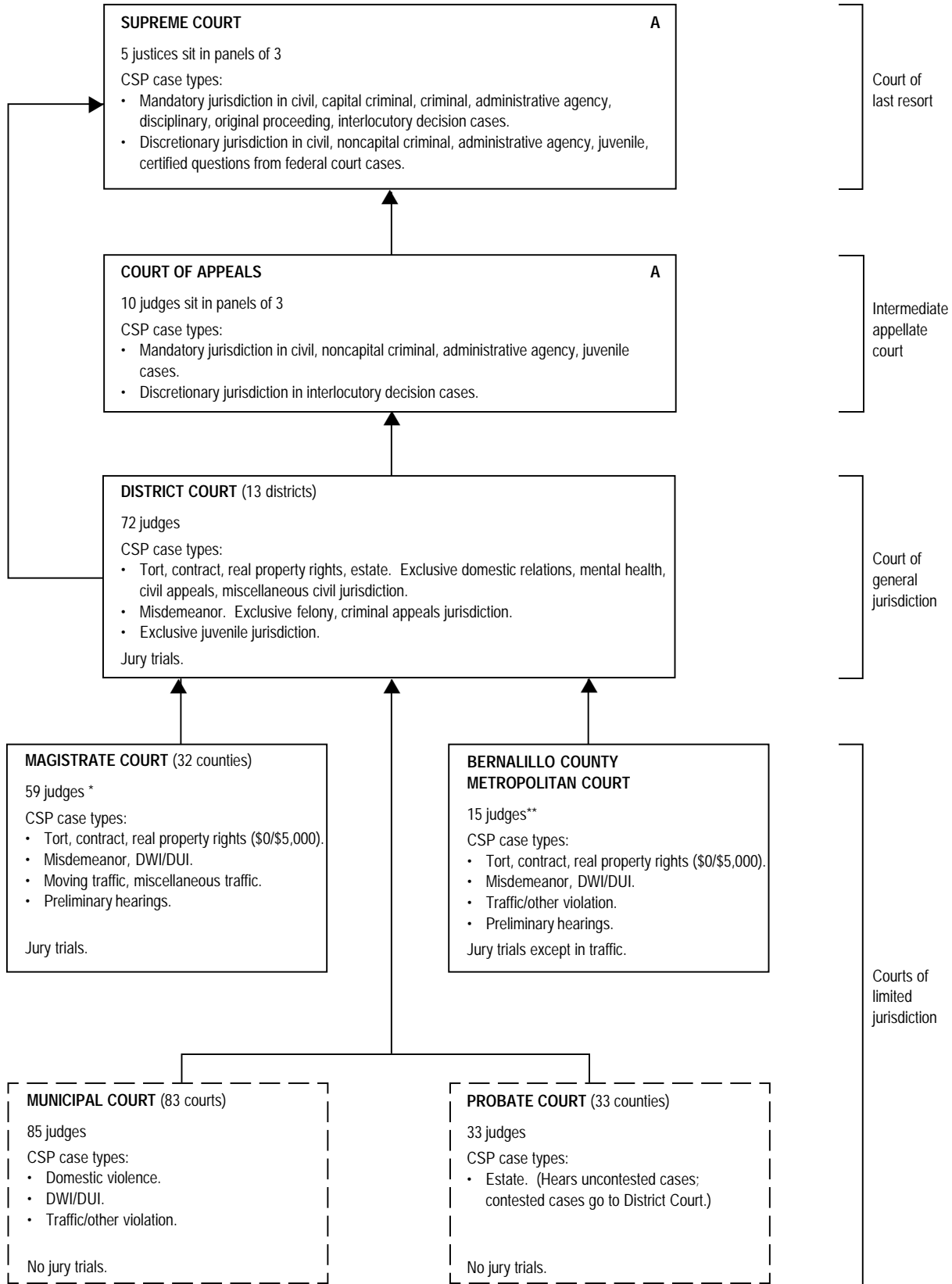
NEW JERSEY COURT STRUCTURE, 1999



* Felony cases are handled on first appearance in the Municipal Courts and then are transferred through the county Prosecutor's office to the Superior Court.

** Tax court is considered a limited jurisdiction court because of its specialized subject matter. Nevertheless, it receives appeals from administrative bodies and its cases are appealed to the intermediate appellate court. Tax court judges have the same general qualifications and terms of service as superior court judges and can be cross assigned.

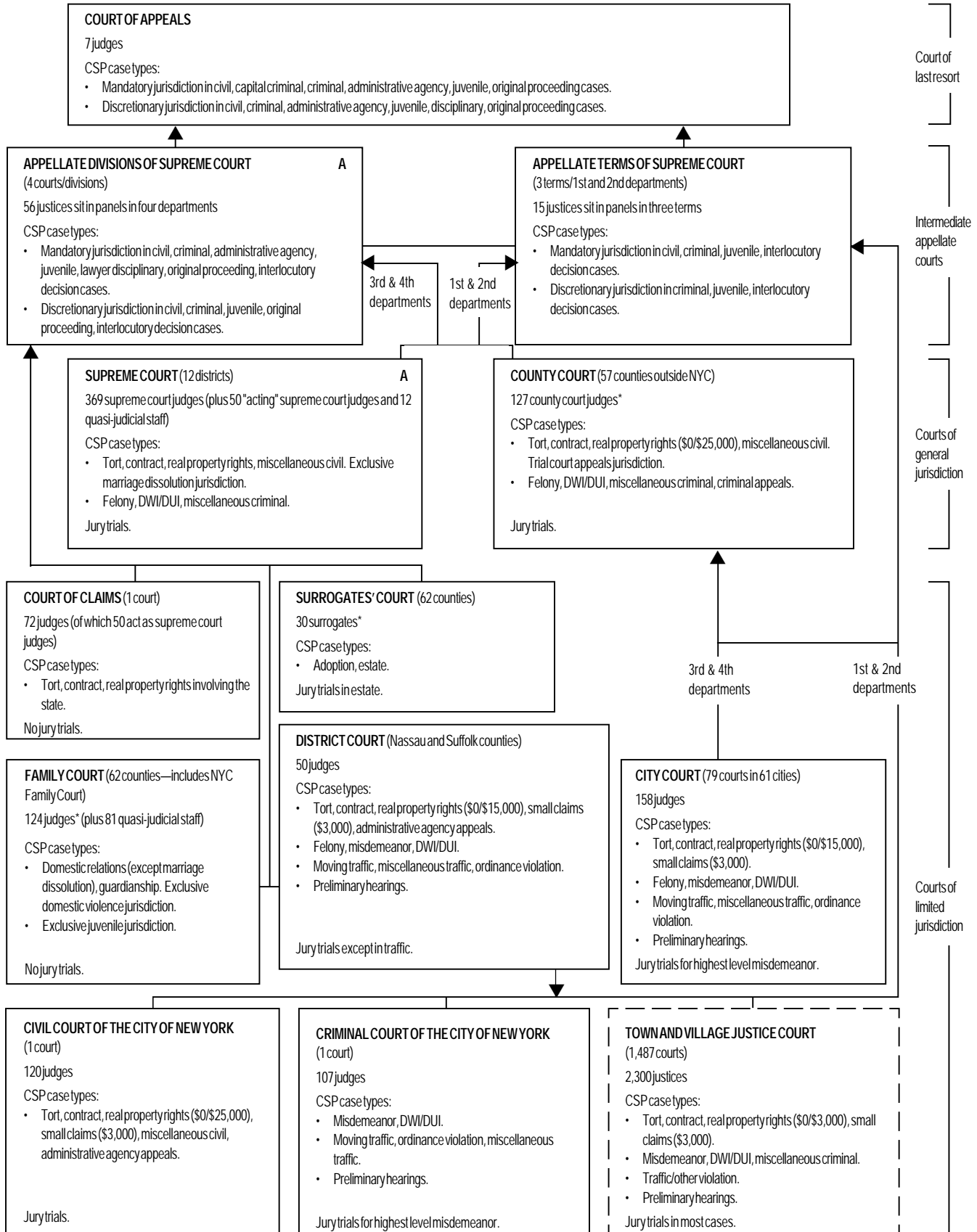
NEW MEXICO COURT STRUCTURE, 1999



* Increases to 61 judges as of 7/1/99.

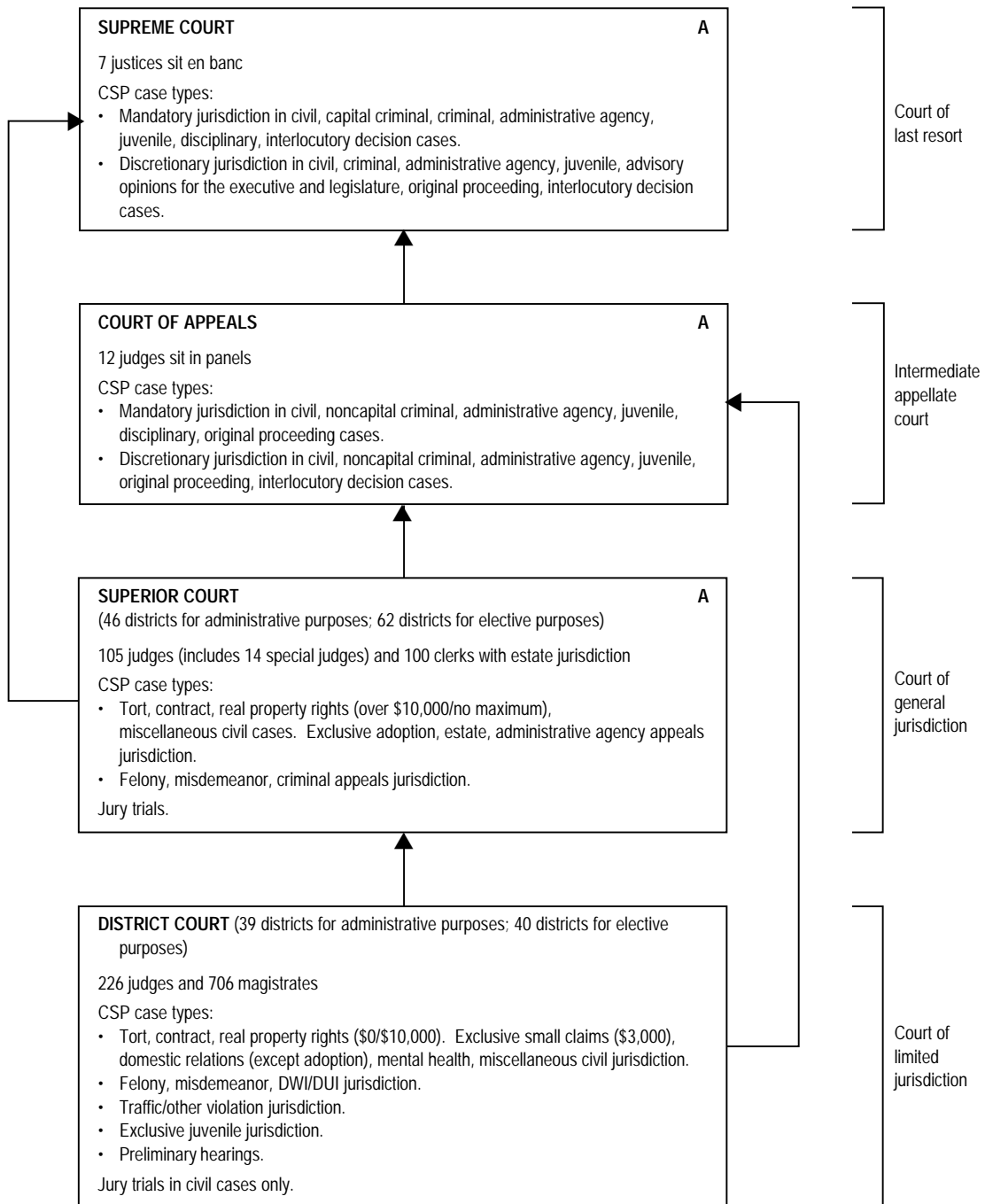
** Increases to 16 judges as of 7/1/99.

NEW YORK COURT STRUCTURE, 1999*

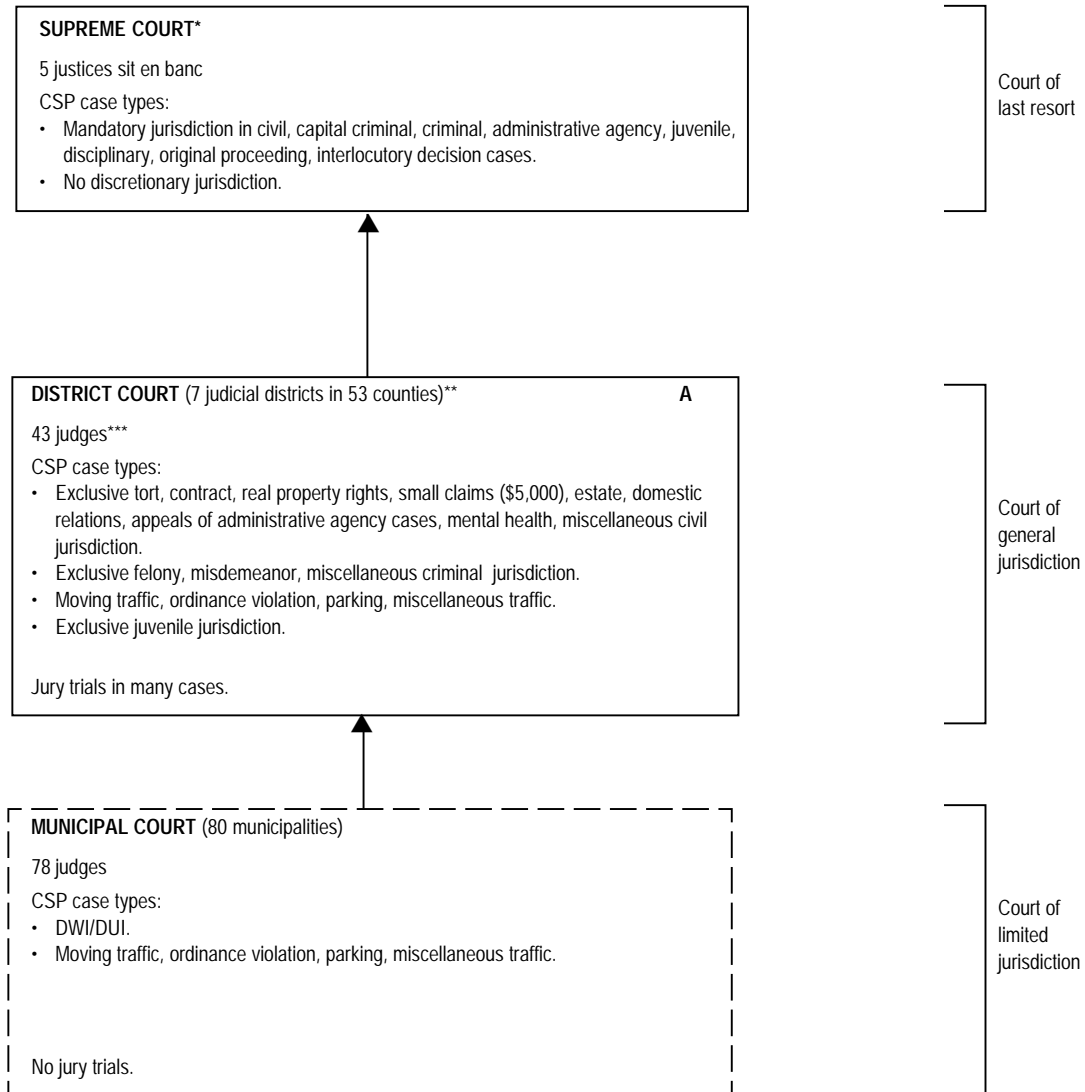


* Unless otherwise noted, numbers reflect statutory authorization. Many judges sit in more than one court so the number of judgeships indicated in this chart does not reflect the actual number of judges in the system. Fifty County Court judges also serve Surrogates' Court and six County Court judges also serve Family Court.

NORTH CAROLINA COURT STRUCTURE, 1999



NORTH DAKOTA COURT STRUCTURE, 1999

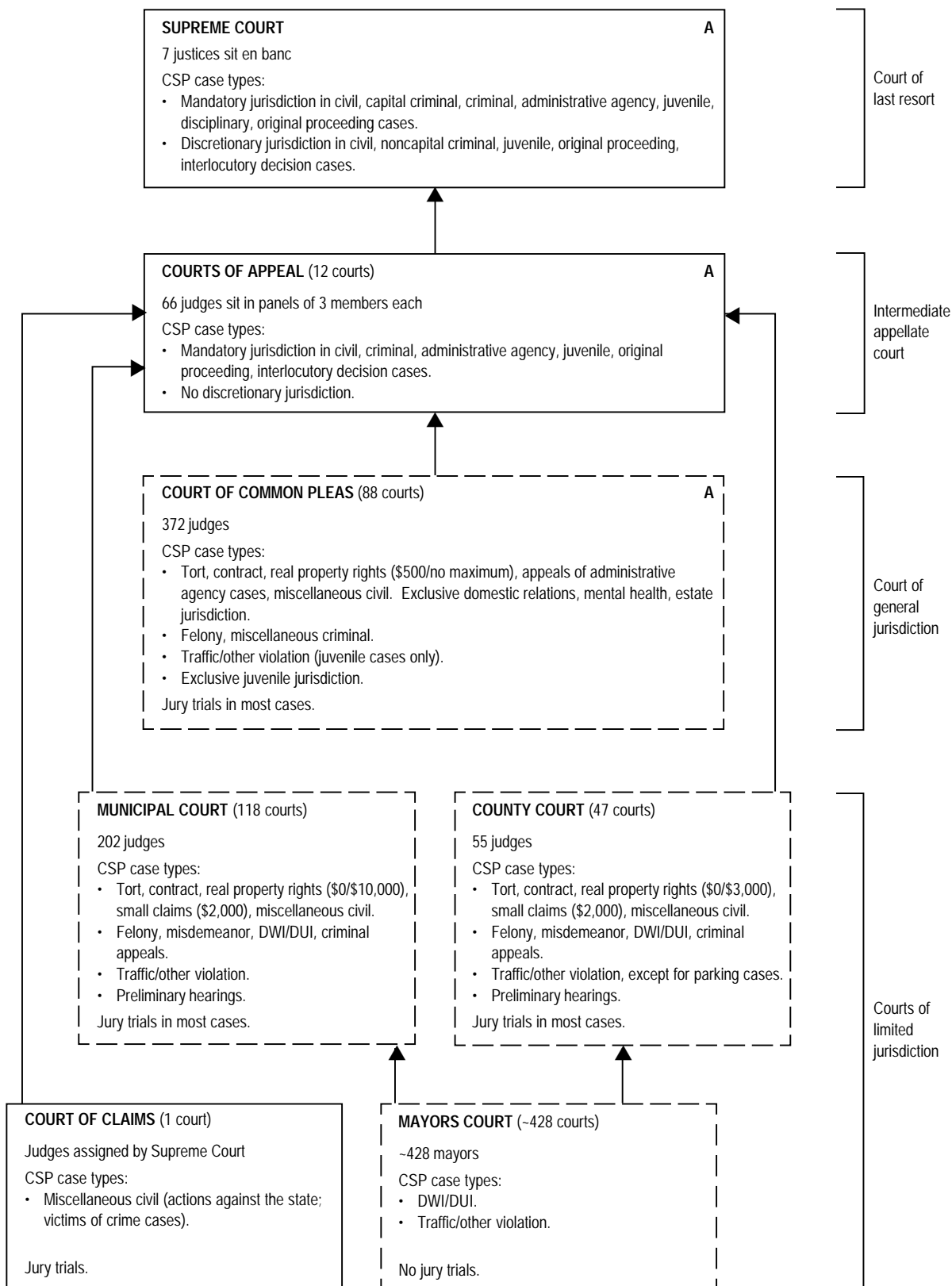


* A temporary court of appeals was established July 1, 1987, to exercise appellate and original jurisdiction as delegated by the supreme court. This court does not sit, has no assigned judges, and has heard no appeals. It is currently unfunded.

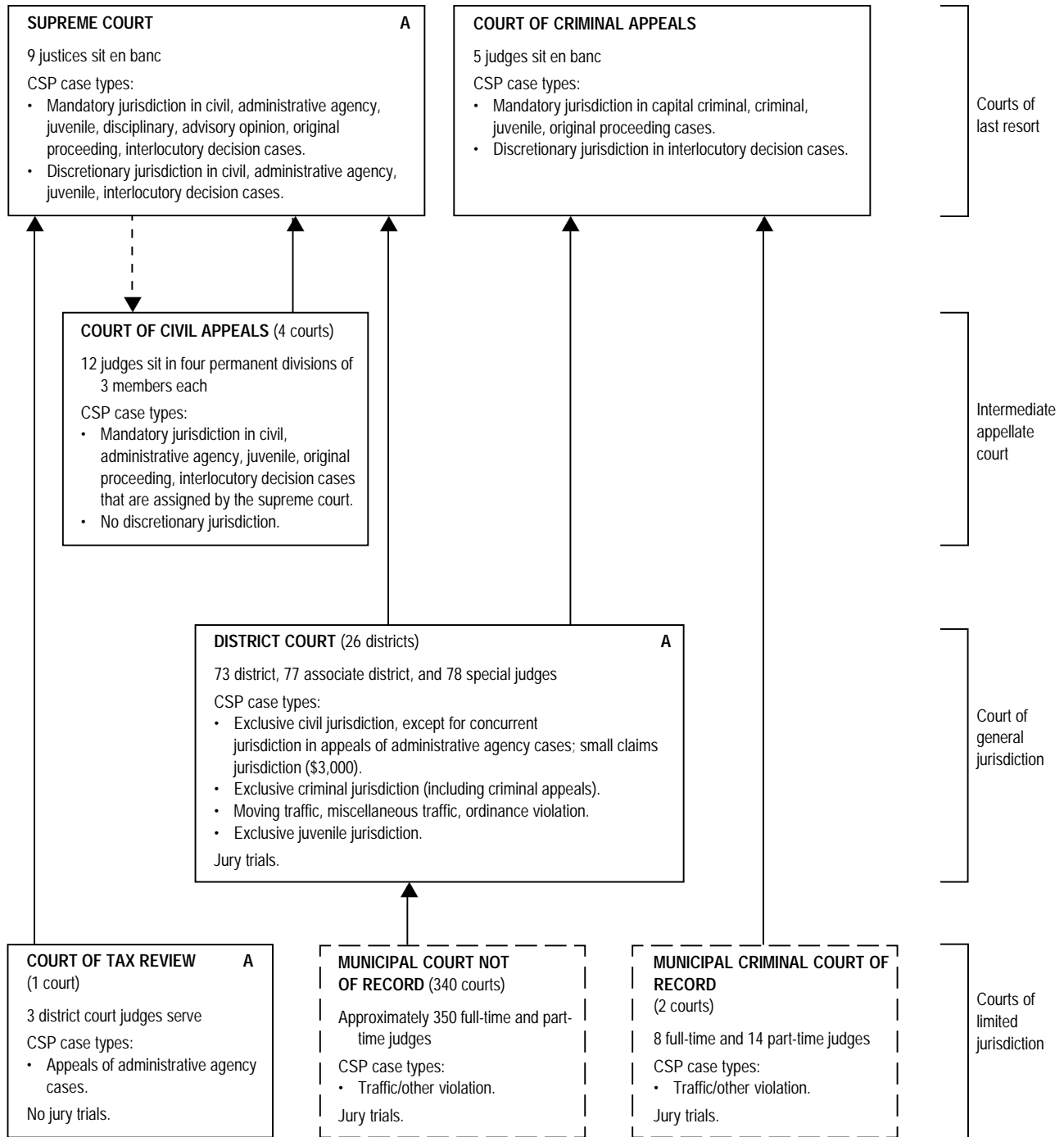
** County Courts were abolished January 1, 1995, with the workload and positions absorbed into the District Court structure.

*** Number of authorized judges must be reduced to 42 by the year 2001.

OHIO COURT STRUCTURE, 1999



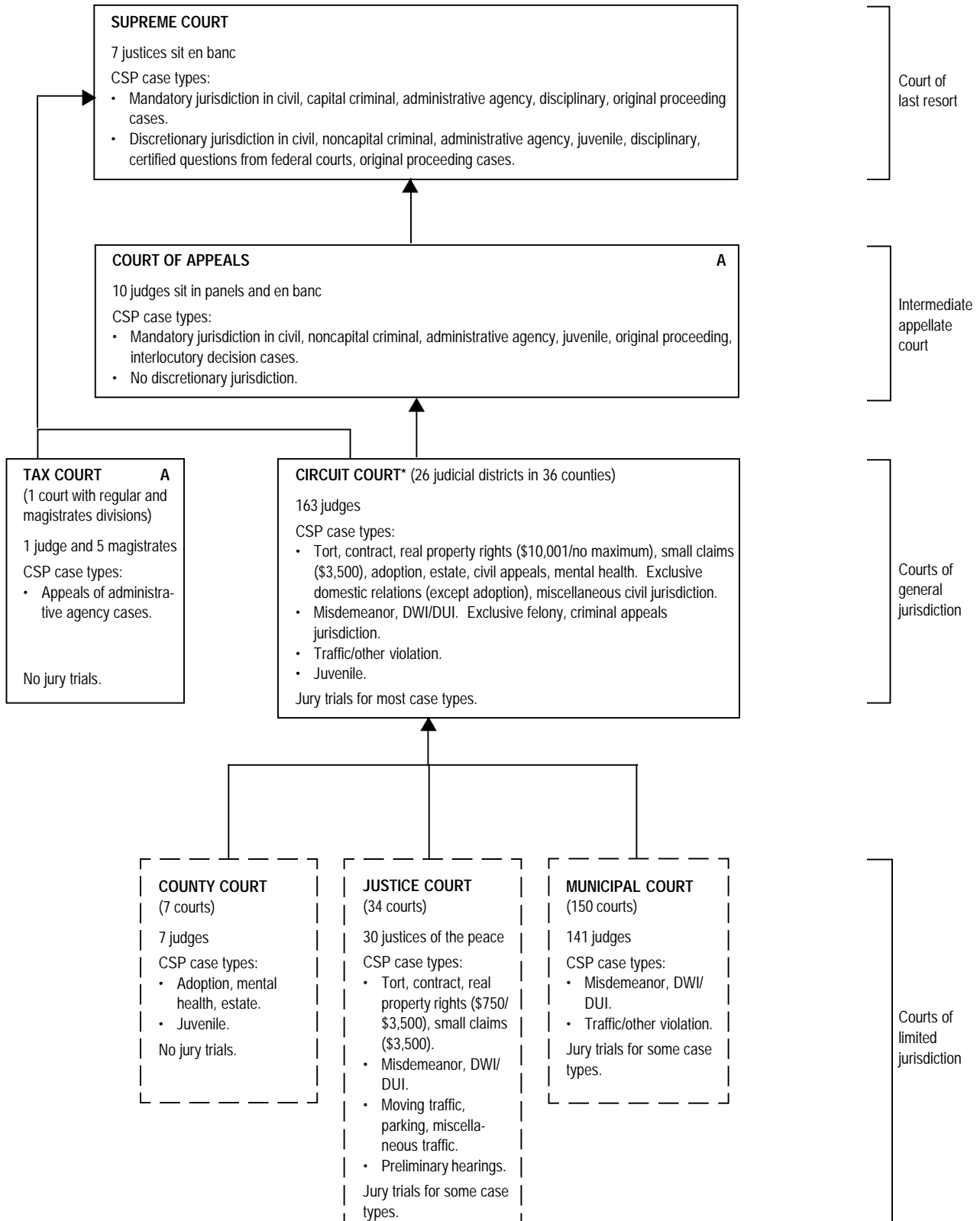
OKLAHOMA COURT STRUCTURE, 1999



— — Indicates assignment of cases.

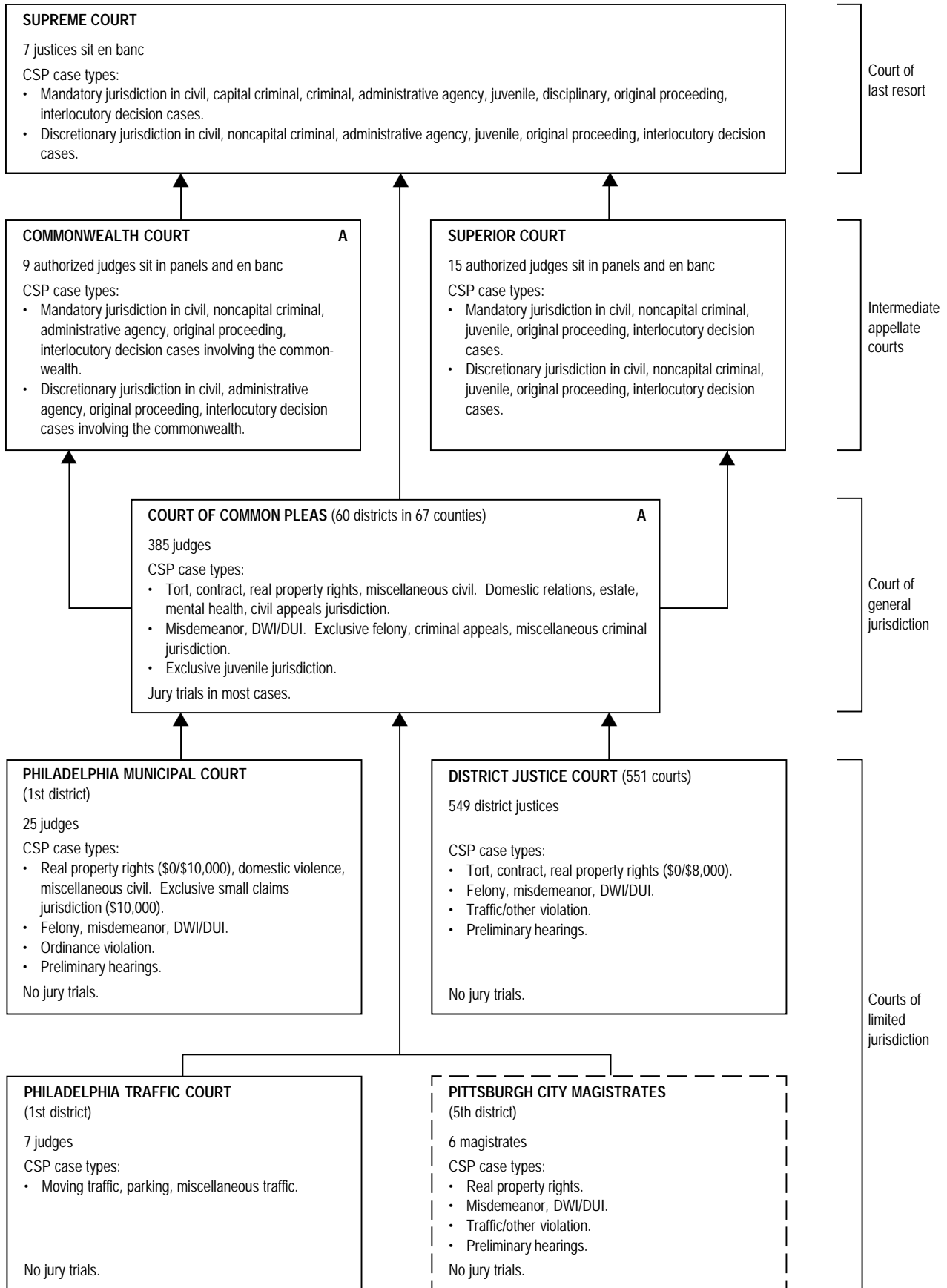
Note: Oklahoma has a workers' compensation court, which hears complaints that are handled exclusively by administrative agencies in other states.

OREGON COURT STRUCTURE, 1999

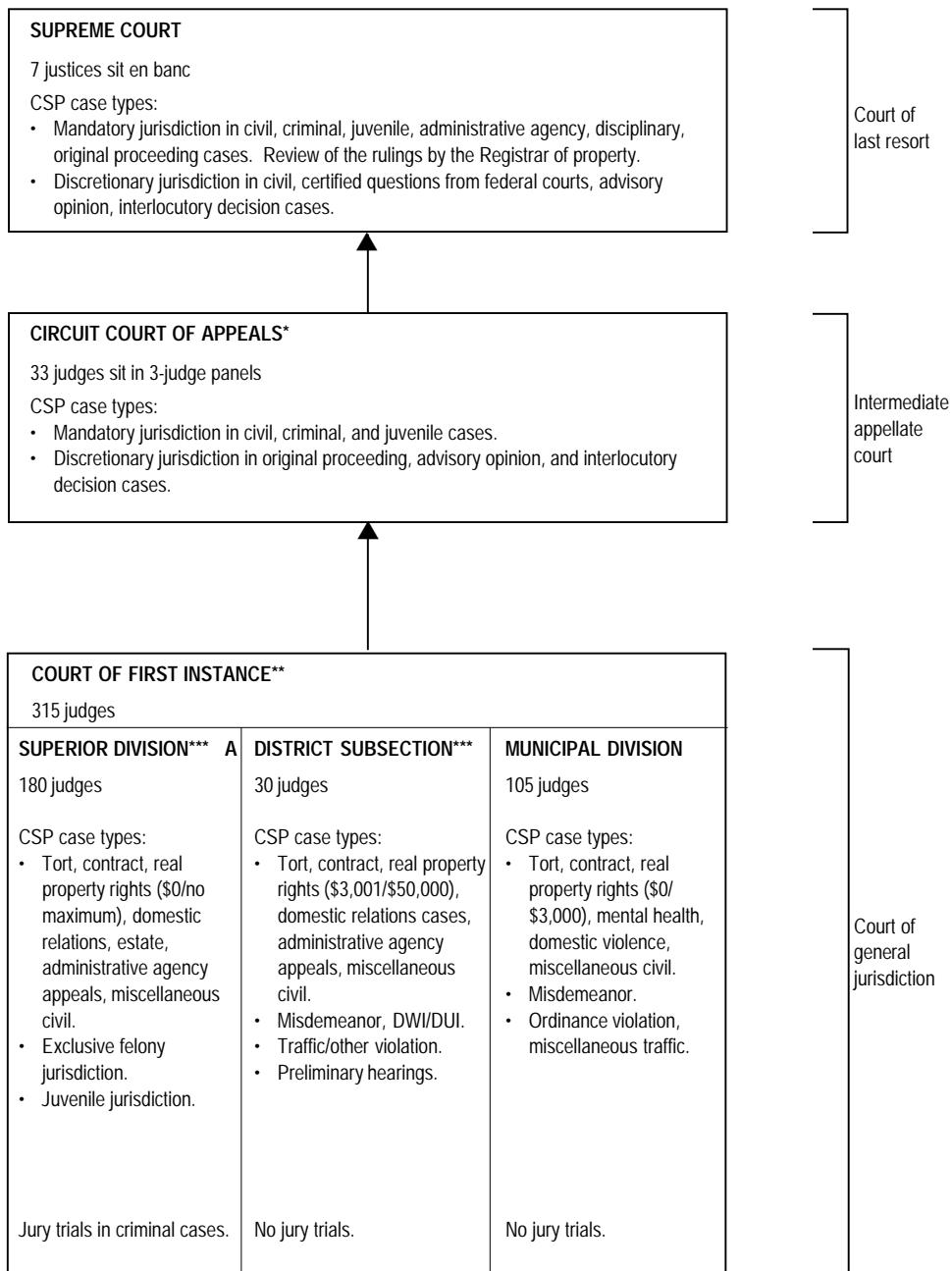


* Effective January 15, 1998, all District Courts were eliminated and District judges became Circuit judges.

PENNSYLVANIA COURT STRUCTURE, 1999



PUERTO RICO COURT STRUCTURE, 1999

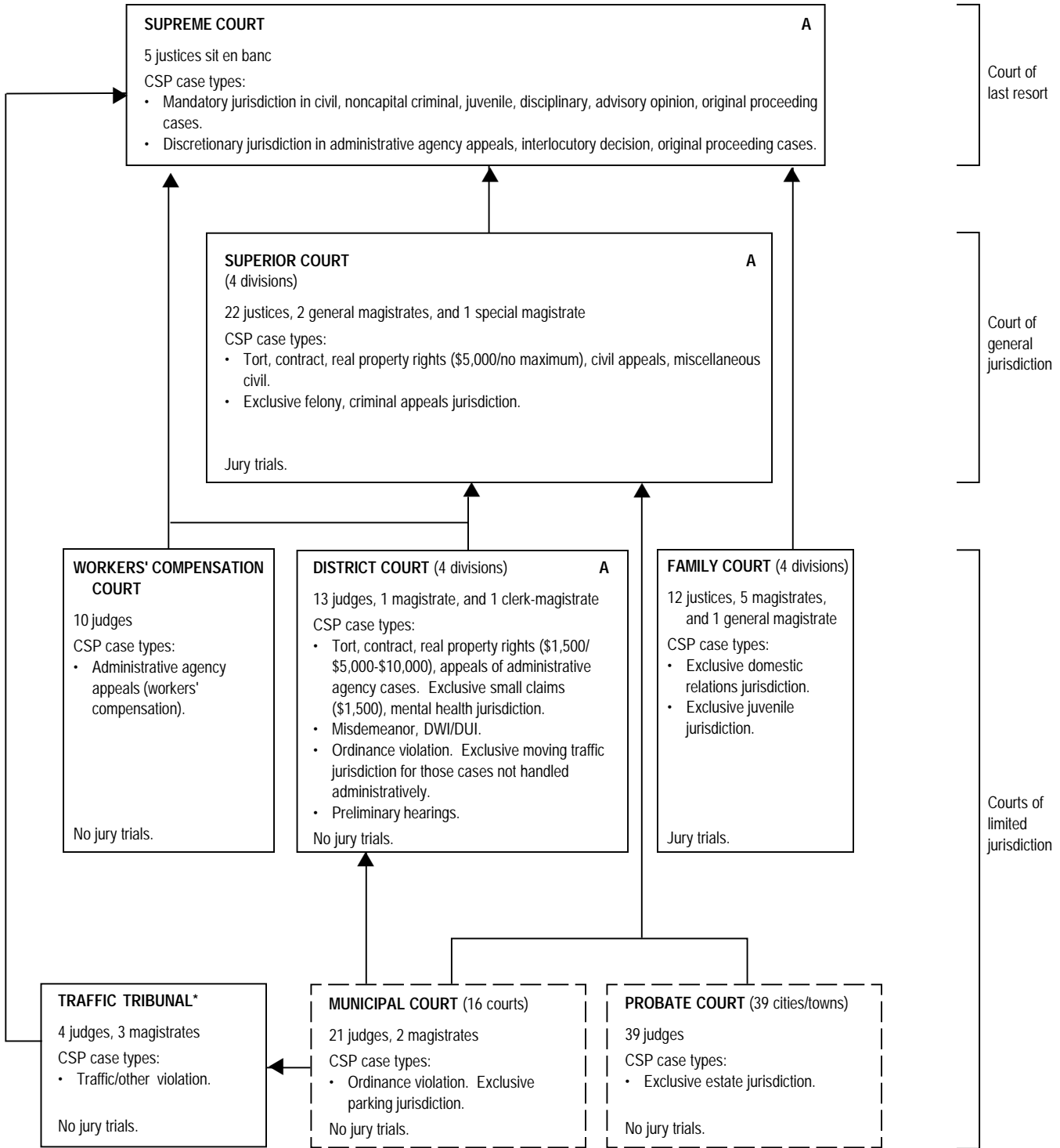


*Created July 28, 1994; operational January 1, 1995.

**Created in 1994; operational in 1995.

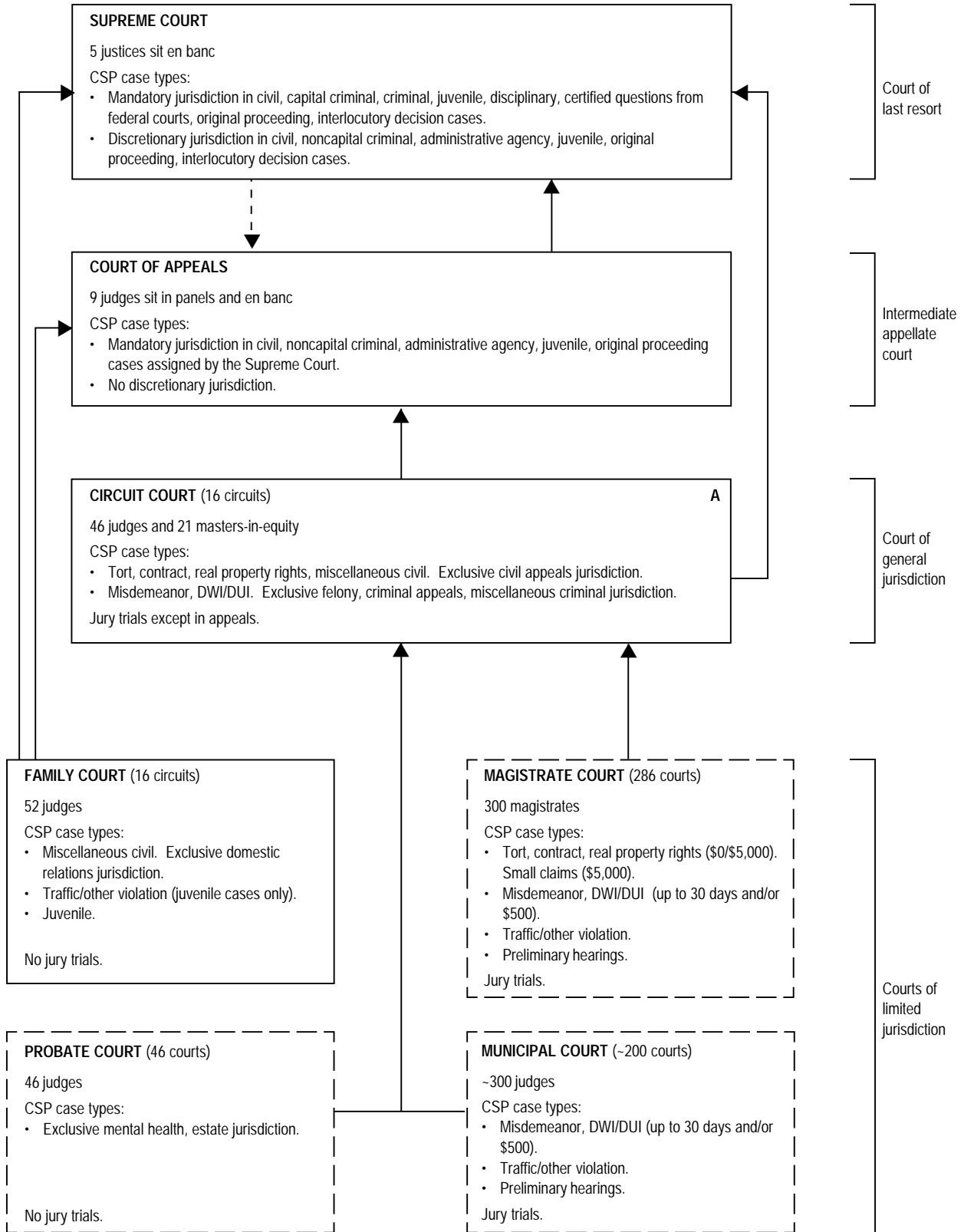
***The Judicial Reform Act of 1994 establishes the eventual abolition of the District Subsection. The Superior Division has concurrent jurisdiction with the District Subsection during the process of its abolition.

RHODE ISLAND COURT STRUCTURE, 1999



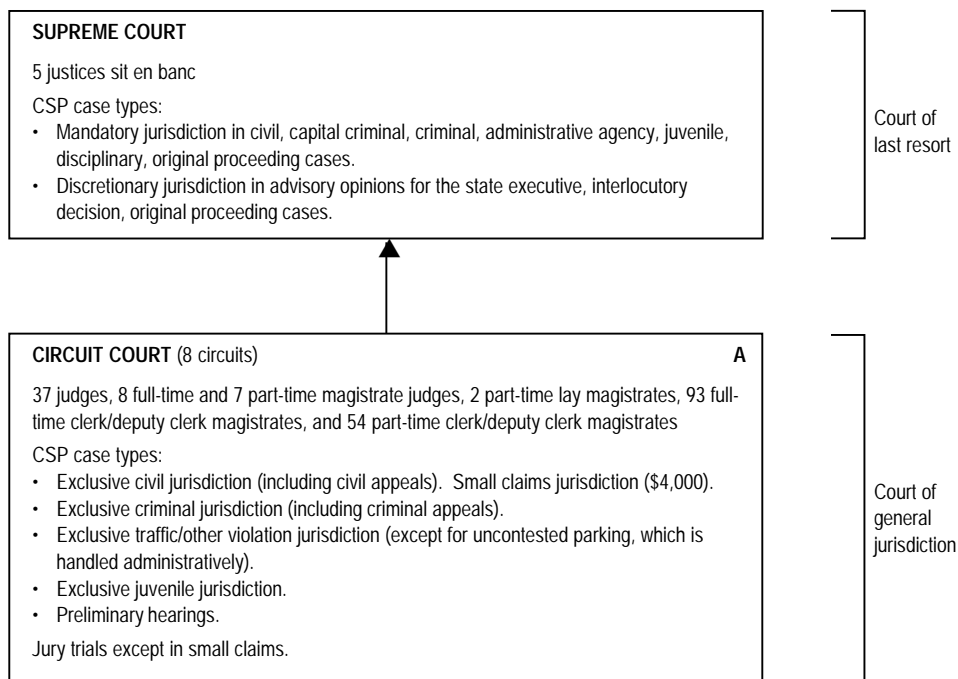
* This court was formerly known as the Rhode Island Administrative Adjudication Court.

SOUTH CAROLINA COURT STRUCTURE, 1999

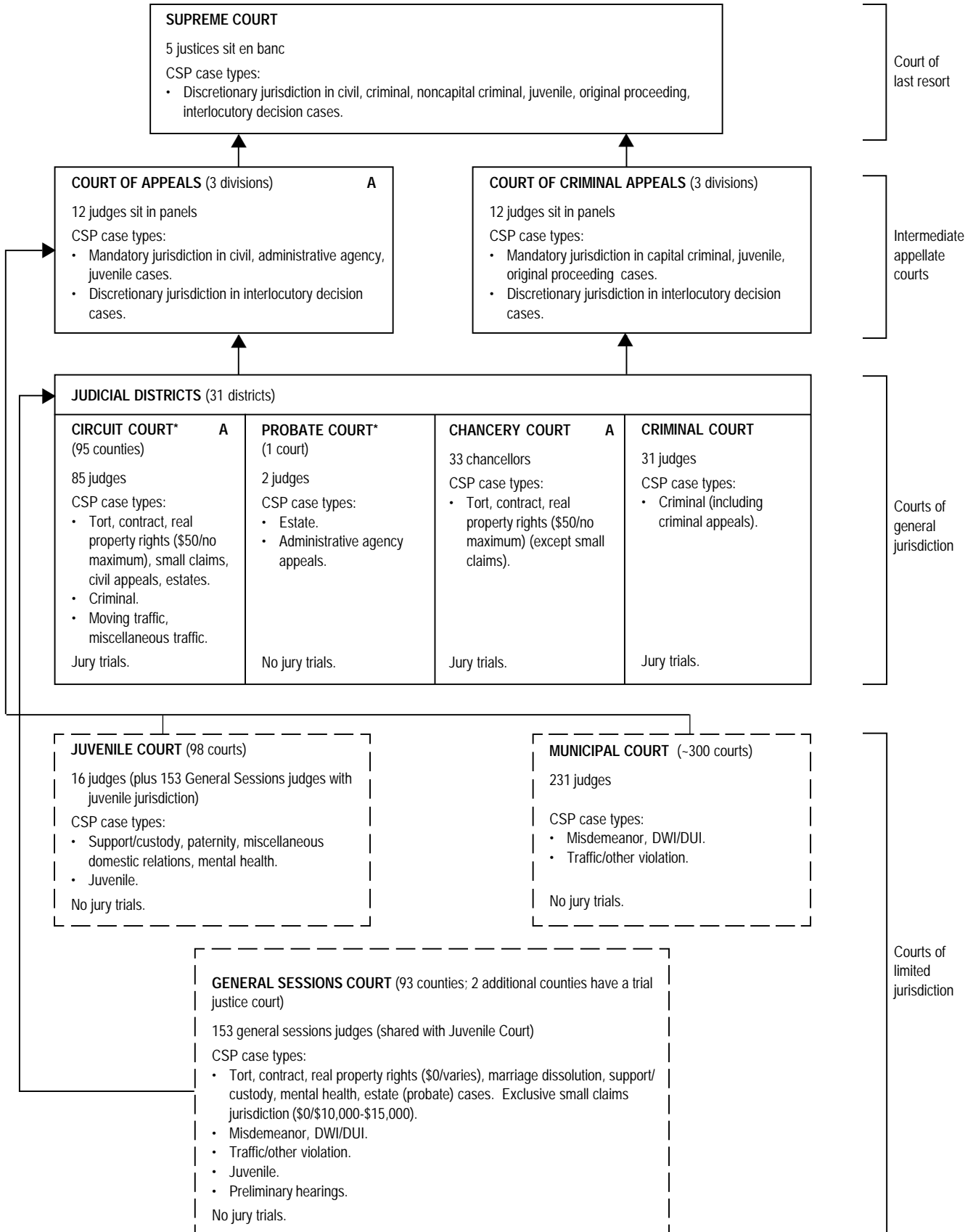


— — Indicates assignment of cases.

SOUTH DAKOTA COURT STRUCTURE, 1999

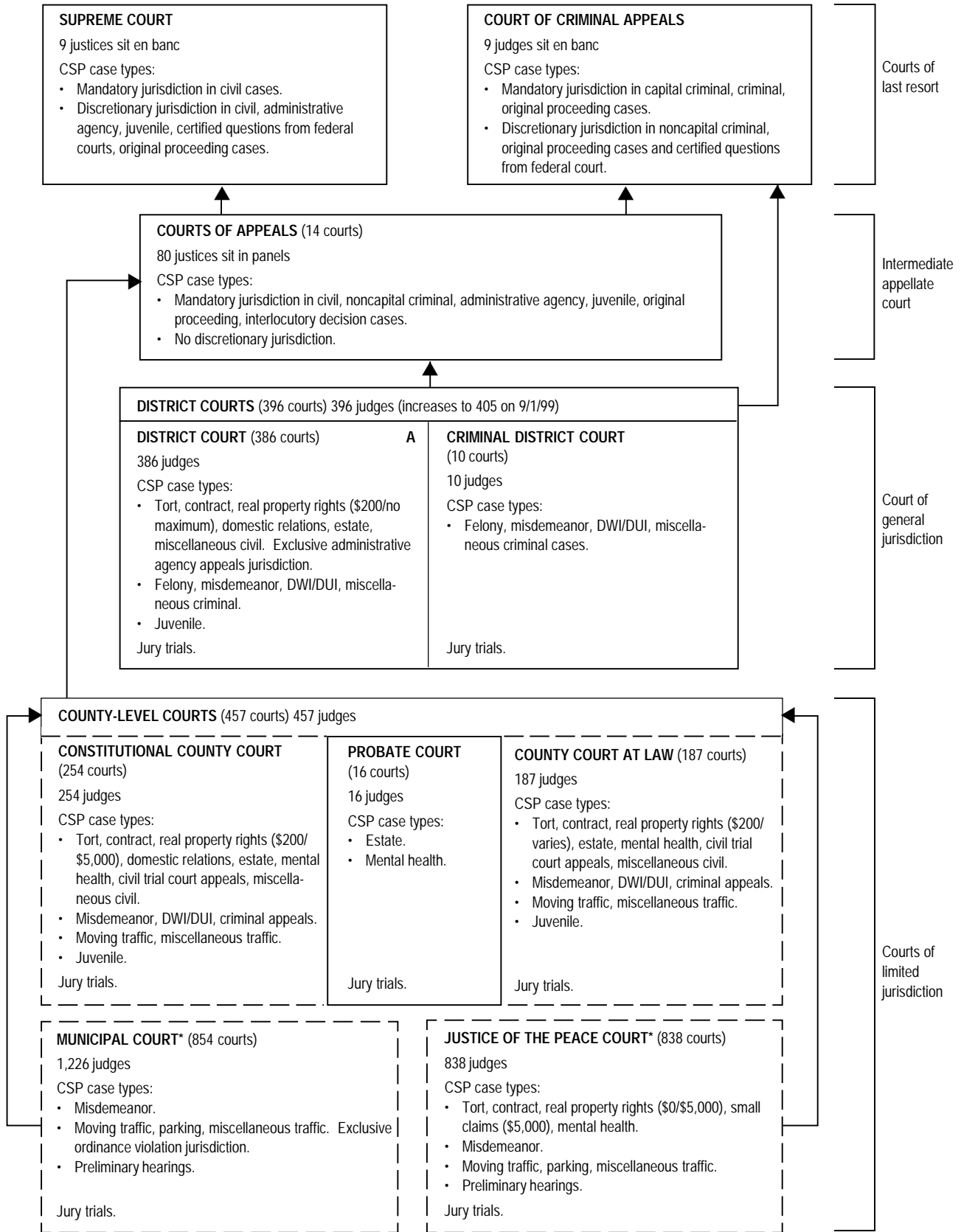


TENNESSEE COURT STRUCTURE, 1999



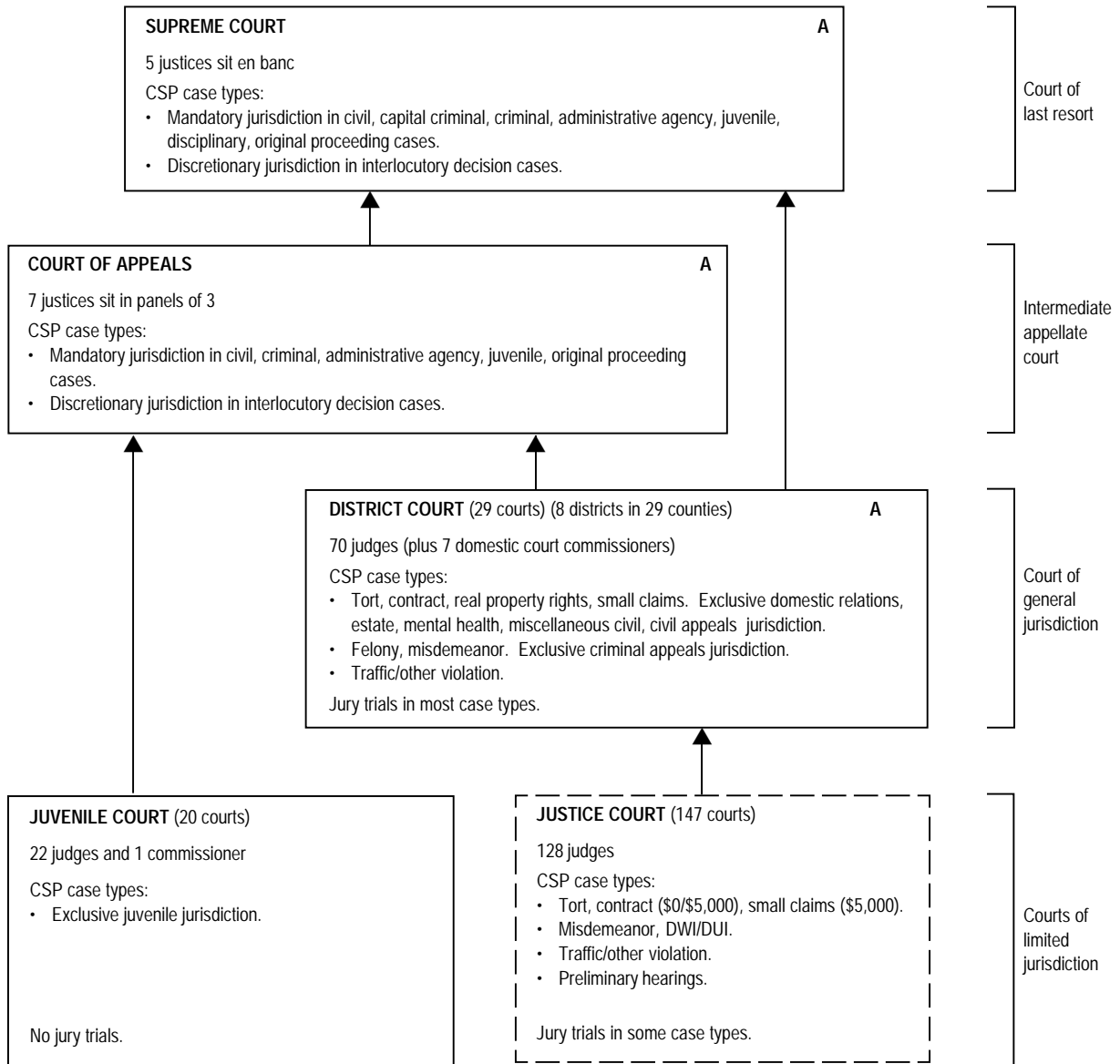
* Effective September 1, 1998 Davidson County Probate Court became a Circuit Court with Probate jurisdiction.

TEXAS COURT STRUCTURE, 1999

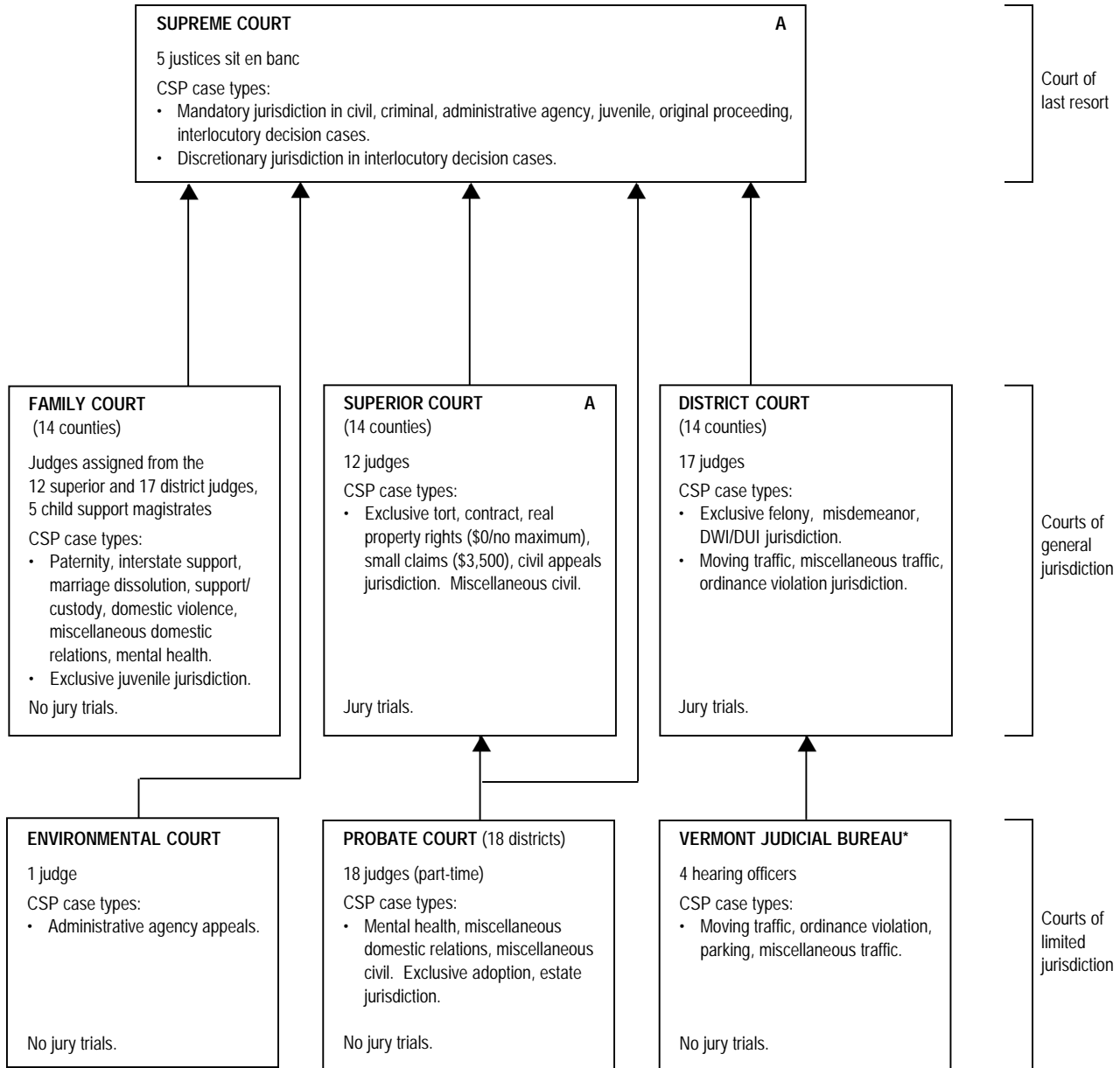


* Some municipal and justice of the peace courts may appeal to the district court.

UTAH COURT STRUCTURE, 1999



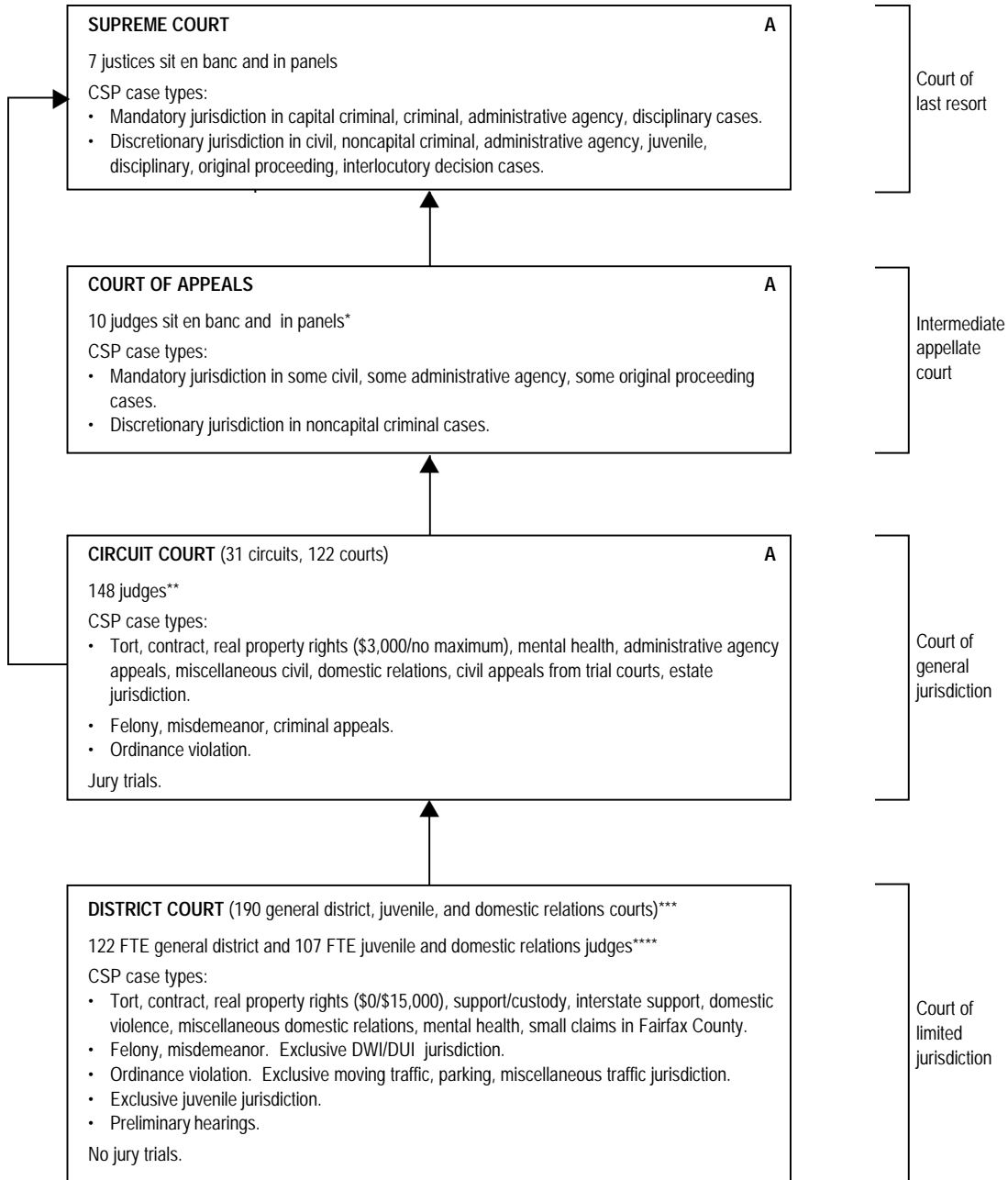
VERMONT COURT STRUCTURE, 1999



* Renamed VERMONT JUDICIAL BUREAU as of 7/1/98, this court was formerly known as the Vermont Traffic and Municipal Ordinance Bureau.

Note: An additional 28 assistant judges participate in findings of fact in Superior and Family Court cases. Some assistant judges, after special training, may hear small claims cases and traffic complaints, conduct criminal arraignments, and decide child support, parentage, and uncontested divorce proceedings. These assistant judges (who need not be attorneys) are elected to four-year terms by voters in Vermont's 14 counties.

VIRGINIA COURT STRUCTURE, 1999



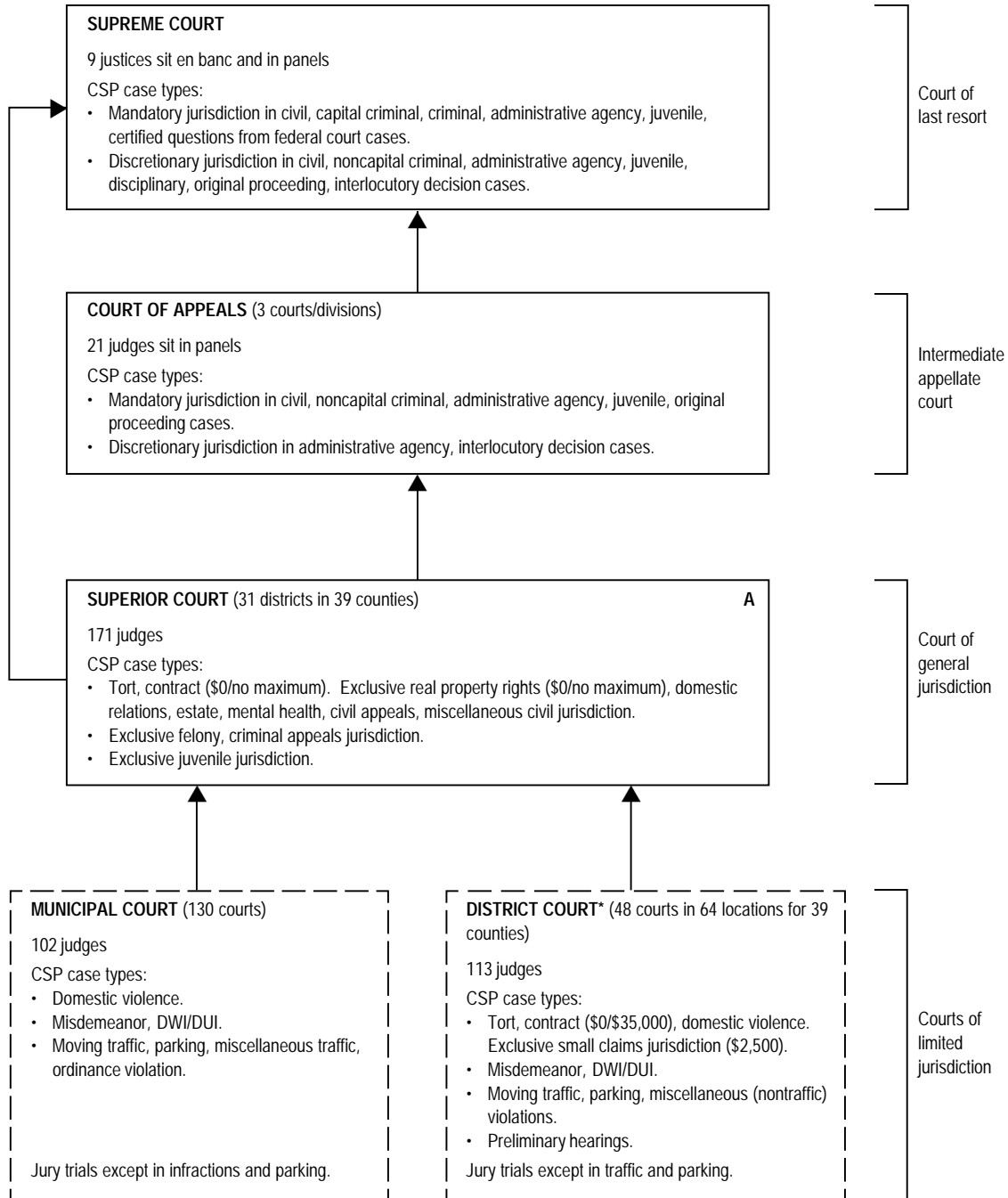
* Increases to 11 effective July 1, 2000.

** Increases to 150 effective July 1, 2000.

*** The district court is referred to as the juvenile and domestic relations court when hearing juvenile and domestic relations cases and as the general district court for the balance of the cases.

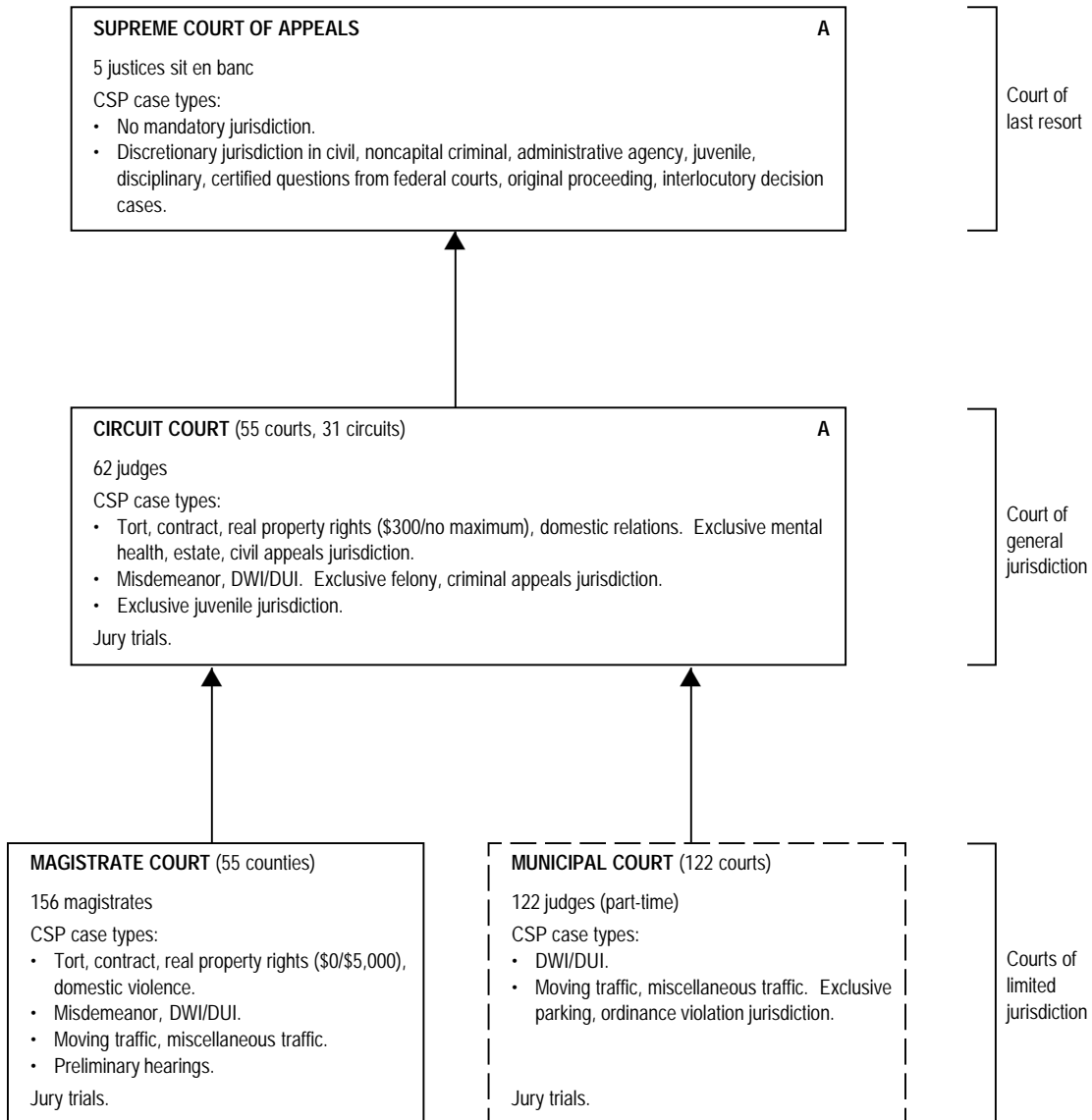
**** Increases to 108 juvenile and domestic relations judges effective July 1, 2000.

WASHINGTON COURT STRUCTURE, 1999

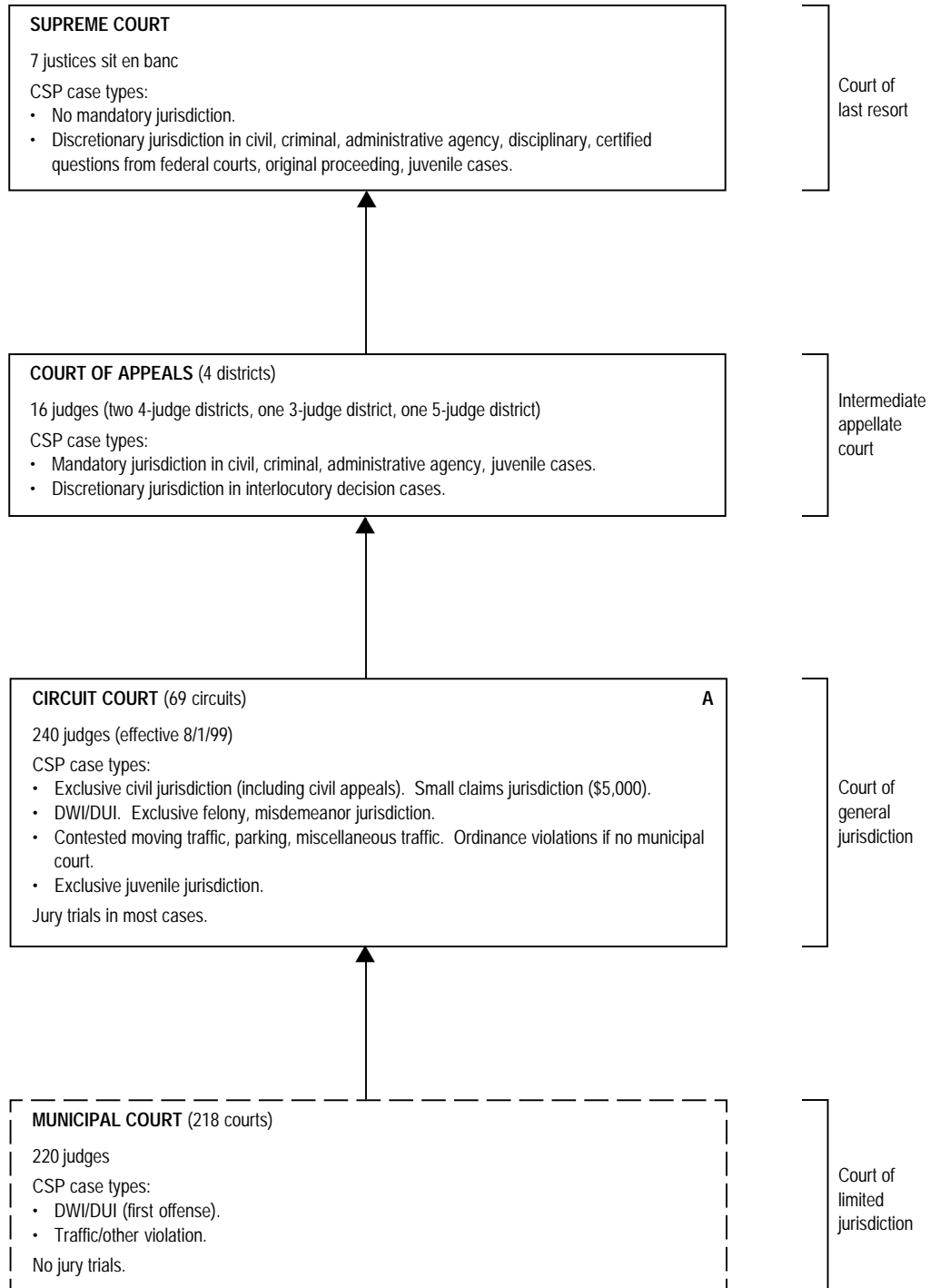


* District court provides services to municipalities that do not have a municipal court.

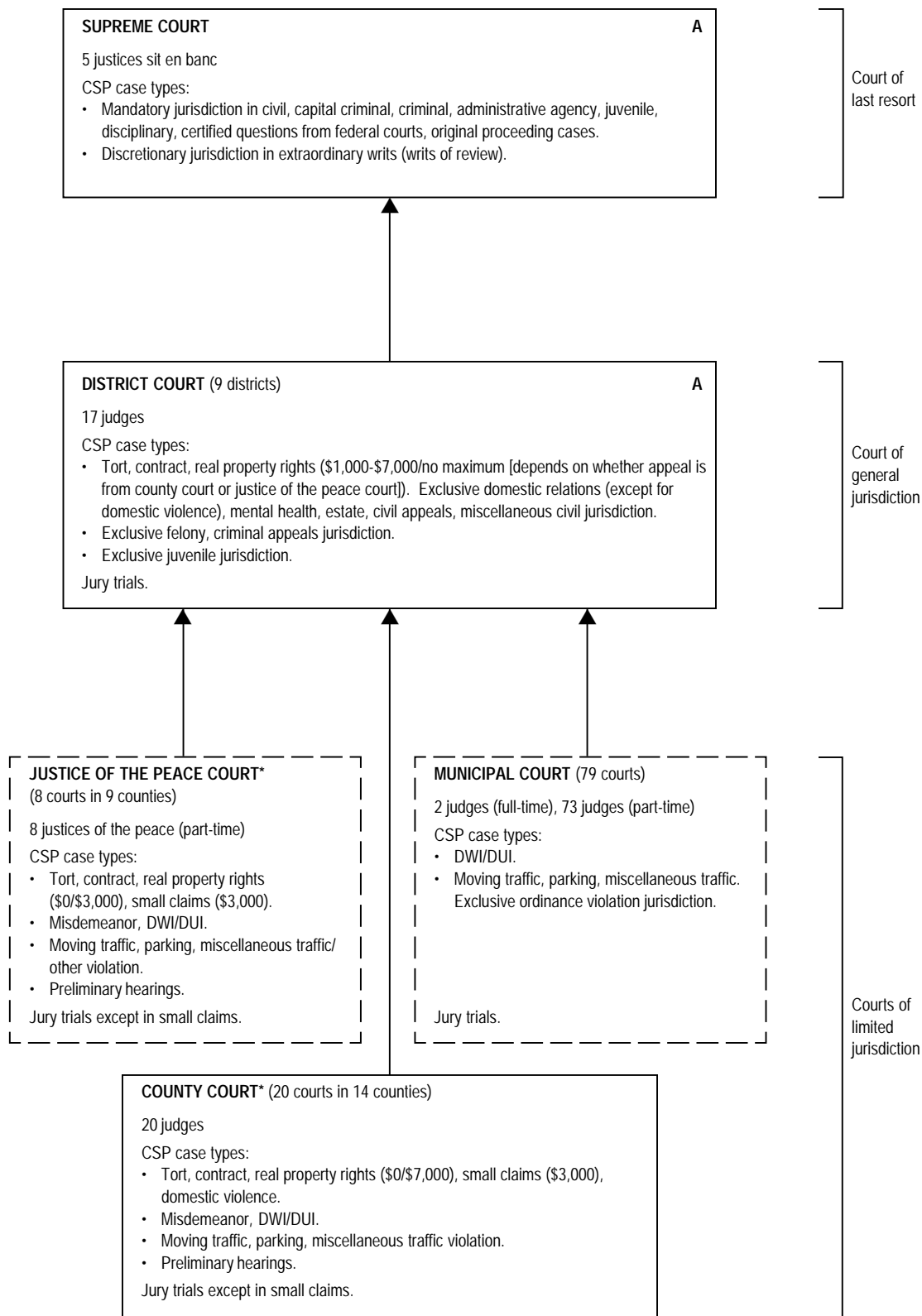
WEST VIRGINIA COURT STRUCTURE, 1999



WISCONSIN COURT STRUCTURE, 1999



WYOMING COURT STRUCTURE, 1999



* Effective 1/1/99, two of the Justice of the Peace Courts will become County Courts.

Jurisdiction and State Court Reporting Practices

FIGURE A: Reporting Periods for All State Courts, 1999

State	Reporting periods			
	January 1, 1999 to December 31, 1999	July 1, 1998 to June 30, 1999	September 1, 1998 to August 31, 1999	October 1, 1998 to September 30, 1999
Alabama				X
Alaska		X		
Arizona		X		
Arkansas		X		
California		X		
Colorado		X		
Connecticut	X Probate Court	X		
Delaware		X		
District of Columbia	X			
Florida	X			
Georgia	X All trial courts Court of Appeals		X Supreme Court (Aug. 1, 1997- July 31, 1998)	
Hawaii		X		
Idaho	X			
Illinois	X			
Indiana	X			
Iowa	X			
Kansas		X		
Kentucky		X		
Louisiana	X			
Maine		X		
Maryland		X		
Massachusetts		X	X Supreme Judicial Court	
Michigan	X			
Minnesota	X			
Mississippi		X		
Missouri		X		
Montana	X			
Nebraska	X Supreme Court Court of Appeals District Court County Court Separate Juvenile	X Workers' Compensation Court		

(continued on next page)

FIGURE A: Reporting Periods for All State Courts, 1999 (continued)

State	Reporting periods			
	January 1, 1999 to December 31, 1999	July 1, 1998 to June 30, 1999	September 1, 1998 to August 31, 1999	October 1, 1998 to September 30, 1999
Nevada	X District Court		X Supreme Court	
New Hampshire	X			
New Jersey		X		
New Mexico		X		
New York	X			
North Carolina		X		
North Dakota	X			
Ohio	X			
Oklahoma		X		
Oregon	X			
Pennsylvania	X			
Puerto Rico	X All appellate courts	X Trial court		
Rhode Island	X			
South Carolina		X		
South Dakota		X		
Tennessee	X Juvenile Court Probate Court	X		
Texas			X	
Utah	X All appellate courts	X All trial courts		
Vermont		X		
Virginia	X			
Washington	X			
West Virginia	X			
Wisconsin	X			
Wyoming	X			

Note: Unless otherwise indicated, an "X" means that all of the trial and appellate courts in that state report data for the time period indicated by the column.

Source: State administrative offices of the courts.

FIGURE B: Methods of Counting Cases in State Appellate Courts, 1999

State/Court name:	Court type	Case counted at:				Case filed with:		Does the court count reinstated/reopened cases in its count of new filings?		
		Filing of				Trial court	Appellate court	No	Rarely	Yes, or frequently as new case
		Notice of appeal	The trial record	Record plus briefs	Other point					
ALABAMA:										
Supreme Court	COLR	X	O	O	O	X	O	X	O	O
Court of Civil Appeals	IAC	X	O	O	O	X	O	X	O	O
Court of Criminal Appeals	IAC	X	O	O	O	X	O	X	O	O
ALASKA:										
Supreme Court	COLR	X	O	O	O	X	O	IDENTIFIED SEPARATELY		
Court of Appeals	IAC	X	O	O	O	X	O	IDENTIFIED SEPARATELY		
ARIZONA:										
Supreme Court	COLR	X-CR	O	O	X*	O	O	IDENTIFIED SEPARATELY		
Court of Appeals	IAC	X-CR*	X*	X*	X	O	X	IDENTIFIED SEPARATELY		
						(except industrial cases & civil petition for special action)	(only industrial cases & civil petition for special action)			
ARKANSAS:										
Supreme Court	COLR	O	X	O	O	X	O	O	X	O
Court of Appeals	IAC	O	X	O	O	X	O	O	X	O
CALIFORNIA:										
Supreme Court	COLR	X*	X	O	O	X	COLR	X	O	O
						(death penalty only)	(if petition for review of IAC)			
Courts of Appeal	IAC	X	X	O	O	X	O	X	O	O
COLORADO:										
Supreme Court	COLR	X	O	O	O	O	X	IDENTIFIED SEPARATELY		
Court of Appeals	IAC	X	O	O	O	O	X	IDENTIFIED SEPARATELY		
CONNECTICUT:										
Supreme Court	COLR	X	O	O	O	X	O	X	O	O
								(if motion to open)		
Appellate Court	IAC	X	O	O	O	X	O	X	O	O
								(if motion to open or if remand by COLR)		
DELAWARE:										
Supreme Court	COLR	X	O	O	O	O	X	X	O	O
DISTRICT OF COLUMBIA:										
Court of Appeals	COLR	X	O	O	O	X	O	IDENTIFIED SEPARATELY		

(continued on next page)

FIGURE B: Methods of Counting Cases in State Appellate Courts, 1999 (continued)

State/Court name:	Court type	Case counted at:				Case filed with:		Does the court count reinstated/reopened cases in its count of new filings?		
		Filing of				Trial court	Appellate court	No	Rarely	Yes, or frequently as new case
		Notice of appeal	The trial record	Record plus briefs	Other point					
FLORIDA:										
Supreme Court	COLR	X	O	O	O	X	IAC	X	O	O
District Courts of Appeal	IAC	X	O	O	O	X	(ADM. AGY. and Workers' Comp.)	X	O	O
GEORGIA:										
Supreme Court	COLR	O	X	O	X	O	X (notice of appeal)	O	O	X (if new appeal)
Court of Appeals	IAC	O	X	O	O	X	X	X	O	O
HAWAII:										
Supreme Court	COLR	O	X	O	O	X	X (original proceedings)	O	O	X
Intermediate Court of Appeals	IAC	O	O	O	X (when assigned by COLR)	O	O	O	O	X
IDAHO:										
Supreme Court	COLR	X	O	O	X (appeal from trial court)	X (COLR if appeal from IAC)	X	O	X	O
Court of Appeals	IAC	O	O	O	X (when assigned by COLR)	O	O	O	X	O
ILLINOIS:										
Supreme Court	COLR	X	O	O	O	O	X	X	O	O
Appellate Court	IAC	X	O	O	O	X	O	X	O	O
INDIANA:										
Supreme Court	COLR	O	O	O	X (any first filing, notice, record, brief, or motion)	X (only death penalty and/or sentence over 10 years)	X (if petition for transfer from IAC)	O	O	X
Court of Appeals	IAC	O	O	O	X (any first filing)	X (praecipe)	O	O	O	X
Tax Court	IAC	O	O	O	X	O	O	O	O	X

(continued on next page)

FIGURE B: Methods of Counting Cases in State Appellate Courts, 1999 (continued)

State/Court name:	Court type	Case counted at:				Case filed with:		Does the court count reinstated/reopened cases in its count of new filings?		
		Filing of				Trial court	Appellate court	No	Rarely	Yes, or frequently as new case
		Notice of appeal	The trial record	Record plus briefs	Other point					
IOWA:										
Supreme Court	COLR	X	O	O	O	X (if appeal from trial court)	X (COLR if appeal from IAC)	X	O	O
Court of Appeals	IAC	O	O	O	TRANSFER (if appeal from trial court)	X	O	X	O	O
KANSAS:										
Supreme Court	COLR	O	O	O	X*	X	O	O	O	X
Court of Appeals	IAC	O	O	O	X*	X	O	O	O	X
KENTUCKY:										
Supreme Court	COLR	X	O	O	O	X (COLR if review is sought from IAC)	X	X	O	O
Court of Appeals	IAC	X	O	O	O	X	O	X	O	O
LOUISIANA:										
Supreme Court	COLR	O	X	O	O	O	X	X	O	O
Court of Appeals	IAC	O	X	O	O	O	X	X	O	O
MAINE:										
Supreme Judicial Court Sitting as Law Court	COLR	X	O	O	O	X	O	X (if remanded)	O	X (if new appeal)
MARYLAND:										
Court of Appeals	COLR	O	X	O	O	X (if direct appeal)	X (IAC if appeal from IAC)	O	O	X
Court of Special Appeals	IAC	O	X	O	O	X	O	O	O	X
MASSACHUSETTS:										
Supreme Judicial Court	COLR	O	X	O	O	X	O	X	O	O
Appeals Court	IAC	O	X	O	O	X	O	O	X (if originally dismissed as premature)	O

(continued on next page)

FIGURE B: Methods of Counting Cases in State Appellate Courts, 1999 (continued)

State/Court name:	Court type	Case counted at:				Case filed with:		Does the court count reinstated/reopened cases in its count of new filings?		
		Filing of				Trial court	Appellate court	No	Rarely	Yes, or frequently as new case
		Notice of appeal	The trial record	Record plus briefs	Other point					
MICHIGAN:										
Supreme Court	COLR	X	O	O	O	O	X	X (if remanded w/jurisdiction retained)	O X	X (if new appeal)
Court of Appeals	IAC	X	O	O	O	O	X	O	O	X
MINNESOTA:										
Supreme Court	COLR	X	O	O	O	O	X	X	O	O
Court of Appeals	IAC	X	O	O	O	O	X	X	O	O
MISSISSIPPI:										
Supreme Court	COLR	X	O	O	O	X	O	IDENTIFIED SEPARATELY		
Court of Appeals	IAC	O	O	O	X	O	O	IDENTIFIED SEPARATELY		
					(when assigned by COLR)					
MISSOURI:										
Supreme Court	COLR	X	O	O	O	X	O	X	O	O
Court of Appeals	IAC	X	O	O	O	X	O	X	O	O
MONTANA:										
Supreme Court	COLR	X (notice plus any other filing: fee, record, motion)	O	O	O	X	O	X	O	O
NEBRASKA:										
Supreme Court	COLR	X	O	O	O	X	O	X	O	O
Court of Appeals	IAC	X	O	O	O	X	O	X	O	O
NEVADA:										
Supreme Court	COLR	X	O	O	O	O	X	IDENTIFIED SEPARATELY		
NEW HAMPSHIRE:										
Supreme Court	COLR	X	O	O	O	X	X	X (if remanded & jurisdiction retained)	O	O
NEW JERSEY:										
Supreme Court	COLR	X	O	O	O	O	X	IDENTIFIED SEPARATELY		
Appellate Division of Superior Court	IAC	X	O	O	O	O	X	IDENTIFIED SEPARATELY		

(continued on next page)

FIGURE B: Methods of Counting Cases in State Appellate Courts, 1999 (continued)

State/Court name:	Court type	Case counted at:				Case filed with:		Does the court count reinstated/reopened cases in its count of new filings?		
		Filing of				Trial court	Appellate court	No	Rarely	Yes, or frequently as new case
		Notice of appeal	The trial record	Record plus briefs	Other point					
<hr/>										
NEW MEXICO:										
Supreme Court	COLR	0	0	0	X (within 30 days of notice)	X	0	X	0	0
Court of Appeals	IAC	0	0	0	X (within 30 days of notice)	X	0	IDENTIFIED SEPARATELY		
<hr/>										
NEW YORK:										
Court of Appeals	COLR	X	0	0	0	X	0	0	0	X
Appellate Divisions of Supreme Court	IAC	0	X	0	0	X	0	X (if remitted for specific issues)	0	X (if remanded for new trial)
Appellate Terms of Supreme Court	IAC	0	X	0	0	X	0	X	0	0
<hr/>										
NORTH CAROLINA:										
Supreme Court	COLR	0	X	0	0	X (if direct appeal)	X (COLR if appeal from IAC)	X (if petition to rehear)	X	0
Court of Appeals	IAC	0	X	0	0	X	0	X (if reconsidering dismissal)	X	0
<hr/>										
NORTH DAKOTA:										
Supreme Court	COLR	X	0	0	0	X	0	0	0	X
<hr/>										
OHIO:										
Supreme Court	COLR	X	0	0	0	0	IAC	X	0	0
Court of Appeals	IAC	X	0	0	0	X*	0	X	0	0
<hr/>										
OKLAHOMA:										
Supreme Court	COLR	X*	0	0	0	X	0	X*	0	X*
Court of Criminal Appeals	COLR	0 (notice plus transcript)	X	0	0	X	0	X*	0	X*
Court of Civil Appeals	IAC	0	0	0	TRANSFER	0	COLR	X*	0	X*
<hr/>										
OREGON:										
Supreme Court	COLR	X	0	0	0	0	X	IDENTIFIED SEPARATELY		
Court of Appeals	IAC	X	0	0	0	0	X	IDENTIFIED SEPARATELY		

(continued on next page)

FIGURE B: Methods of Counting Cases in State Appellate Courts, 1999 (continued)

State/Court name:	Court type	Case counted at:				Case filed with:		Does the court count reinstated/reopened cases in its count of new filings?		
		Filing of				Trial court	Appellate court	No	Rarely	Yes, or frequently as new case
		Notice of appeal	The trial record	Record plus briefs	Other point					
PENNSYLVANIA:										
Supreme Court	COLR	X (direct appeal only)	O	O	X (discretionary certiorari granted)	X	X	X (if re-instituted to enforce order)	X (if new appeal)	O O
Superior Court	IAC	X	O	O	O	X	O	X	O	O
Commonwealth Court	IAC	X	O	O	O	X	X	O (ADM. AGY.)	O	X
PUERTO RICO:										
Supreme Court	COLR	X	O	O	O	X	X	YES, IDENTIFIED SEPARATELY		
Circuit Court of Appeals	IAC	X	O	O	O	X	X	YES, IDENTIFIED SEPARATELY		
RHODE ISLAND:										
Supreme Court	COLR	O	X	O	O	O	X	O	O	X
SOUTH CAROLINA:										
Supreme Court	COLR	O	X	O	O	X	X	X	O	O
Court of Appeals	IAC	O	O	O	TRANSFER	O	O	X	O	O
SOUTH DAKOTA:										
Supreme Court	COLR	X	O	O	O	X	O	X	O	O
TENNESSEE:										
Supreme Court	COLR	X	O	O	O	O	X	IDENTIFIED SEPARATELY		
Court of Appeals	IAC	X	O	O	O	O	X (Court of Appeals)	IDENTIFIED SEPARATELY		
Court of Criminal Appeals	IAC	X	O	O	O	O	X (Court of Criminal Appeals)	IDENTIFIED SEPARATELY		
TEXAS:										
Supreme Court	COLR	X	O	O	O	O	X	IDENTIFIED SEPARATELY		
Court of Criminal Appeals	COLR	O	O	O	X (any first filing)	X	X (Court of Crim. Appeals)	IDENTIFIED SEPARATELY		
Court of Appeals	IAC	X	O	O	O	X	O	IDENTIFIED SEPARATELY		
UTAH:										
Supreme Court	COLR	X	O	O	O	O	X (ADM. AGY.)	O	O	O
Court of Appeals	IAC	X	O	O	O	X	X	O	X	O

(continued on next page)

FIGURE B: Methods of Counting Cases in State Appellate Courts, 1999 (continued)

State/Court name:	Court type	Case counted at:				Case filed with:		Does the court count reinstated/reopened cases in its count of new filings?		
		Filing of				Trial court	Appellate court	No	Rarely	Yes, or frequently as new case
		Notice of appeal	The trial record	Record plus briefs	Other point					
VERMONT:										
Supreme Court	COLR	X	0	0	0	X	0	X (if dismissed & reinstated)	0	X (if after final decision or if statistical period has ended)
VIRGINIA:										
Supreme Court	COLR	X	0	0	0	0	X	X	0	0
Court of Appeals	IAC	X	0	0	0	X	0	X	0	0
WASHINGTON:										
Supreme Court	COLR	X	0	0	0	X	0	X	0	0
Court of Appeals	IAC	X	0	0	0	X	0	X	0	0
WEST VIRGINIA:										
Supreme Court of Appeals	COLR	X	0	0	0	X	0	X (counted as new filings as of 8/86)	0	0
WISCONSIN:										
Supreme Court	COLR	0	0	0	X (when accepted by court)	0	X	0	0	X
Court of Appeals	IAC	X	0	0	0	X	0	0	0	X
WYOMING:										
Supreme Court	COLR	0	X	0	0	0	X	X	0	0

ADM. AGY. = Administrative agency cases only.
 CR = Criminal cases only.
 CV = Civil cases only.
 DP = Death penalty cases only.
 COLR = Court of last resort.
 IAC = Intermediate appellate court.
 X = Yes
 0 = No

California-Supreme Court: Cases are counted at the notice of appeal for discretionary review cases from the IAC.

Kansas: Cases are counted at the docketing, which occurs 21 days after a notice of appeal is filed in the trial court.

Ohio-Court of Appeals: The clerk of the trial court is also the clerk of the Court of Appeals.

Oklahoma: The notice of appeal refers to the petition in error. The courts do not count reinstated cases as new filings, but do count any subsequent appeal of an earlier decided case as a new filing.

FOOTNOTES*

Arizona-Supreme Court: Civil cases are counted when the fee is paid within 30 days after trial record is filed.

Arizona-Court of Appeals: Civil cases are counted when the fee is paid within 30 days after trial record is filed. Juvenile/ industrial/habeas corpus cases are counted at receipt of notice or at receipt of the trial record.

Source: State administrative offices of the courts.

FIGURE C: Dollar Amount Jurisdiction for Original Tort, Contract, Real Property Rights, and Small Claims Filings in State Trial Courts, 1999

State/Court name:	Jurisdiction	Unlimited dollar amount	Limited dollar amount	Small claims			
		torts, contracts, real property	torts, contracts, real property	Maximum dollar amount	Jury trials	Summary procedures	Lawyers permitted
		Minimum/maximum	Minimum/maximum				
ALABAMA:							
Circuit Court	G	\$3,000/No maximum	-	-	-	-	-
District Court	L	-	\$3,000/\$10,000	\$3,000	No	Yes	Optional
ALASKA:							
Superior Court	G	0/No maximum	-	-	-	-	-
District Court	L	-	0/\$50,000	\$7,500	No	Yes	Yes
ARIZONA:							
Superior Court	G	\$5,000/No maximum	-	-	-	-	-
Justice of the Peace Court	L	-	0/\$5,000	\$2,500	No	Yes	No
ARKANSAS:							
Circuit Court	G	\$100/No maximum	-	-	-	-	-
Court of Common Pleas	L	-	\$500/\$1,000 (contract only)	-	-	-	-
Municipal Court	L	-	0/\$5,000 (contract and real property)	\$5,000	No	Yes	No
City Court, Police Court	L	-	0/\$300 (contract and real property)	-	-	-	-
Justice of the Peace	L	-	-	\$300	No	Yes	No
CALIFORNIA:							
Superior Court	G	\$25,000/No maximum	0/\$25,000 (limited jurisdiction division)	\$5,000	No	Yes	No
COLORADO:							
District Court	G	0/No maximum	-	-	-	-	-
Water Court	G	0/No maximum	-	-	-	-	-
County Court	L	-	0/\$10,000	\$5,000	No	Yes	No
CONNECTICUT:							
Superior Court	G	0/No maximum	-	\$2,500	No	Yes	Yes
DELAWARE:							
Court of Chancery	G	0/No maximum	-	-	-	-	-
Superior Court	G	0/No maximum	-	-	-	-	-
Court of Common Pleas	L	-	0/\$50,000	-	-	-	-
Justice of the Peace Court	L	-	0/\$15,000	\$15,000	No	Yes	Yes
DISTRICT OF COLUMBIA:							
Superior Court	G	\$5,001/No maximum (No minimum for real property)	-	\$5,000	Yes	Yes	Yes
FLORIDA:							
Circuit Court	G	\$15,001/No maximum	-	-	-	-	-
County Court	L	-	\$5,001/\$15,000	\$5,000	Yes	Yes	Yes

(continued on next page)

FIGURE C: Dollar Amount Jurisdiction for Original Tort, Contract, Real Property Rights, and Small Claims Filings in State Trial Courts, 1999
(continued)

State/Court name:	Jurisdiction	Unlimited dollar amount	Limited dollar amount	Small claims			
		torts, contracts, real property	torts, contracts, real property	Maximum dollar amount	Jury trials	Summary procedures	Lawyers permitted
		Minimum/maximum	Minimum/maximum				
GEORGIA:							
Superior Court	G	0/No maximum	-	No max	Yes	No	Yes
State Court	L	0/No maximum (No real property)	-	No max	Yes	No	Yes
Civil Court (Bibb & Richmond counties only)	L	-	0/\$7,500 - 0/\$25,000 (Bibb) - (Richmond)	\$25,000	Yes	Yes	Yes
Magistrate Court	L	-	0/\$5,000 (No real property)	\$5,000	No	Yes	Yes
Municipal Court (Columbus)	L	-	0/\$15,000	\$15,000	Yes	Yes	Yes
HAWAII:							
Circuit Court	G	\$10,000/No maximum	-	-	-	-	-
District Court	L	-	0/\$20,000 (No maximum in summary possession or ejectment)	\$3,500 (Except in residential security de- posit cases)	No	Yes	Yes
IDAHO:							
District Court	G	0/No maximum	-	-	-	-	-
Magistrates Division	L	-	0/\$10,000	\$3,000	No	Yes	No
ILLINOIS:							
Circuit Court	G	0/No maximum	-	\$2,500	Yes	Yes	Yes
INDIANA:							
Superior Court and Circuit Court	G	0/No maximum	-	\$3,000	No	Yes	Yes
County Court	L	-	0/\$10,000	\$3,000	No	Yes	Yes
Small Claims Court of Marion County	L	-	-	\$6,000	No	Yes	Yes
City Court	L	-	0/\$500- \$3,000 (No real property)	-	-	-	-
IOWA:							
District Court	G	0/No maximum	-	\$4,000	No	Yes	Yes
KANSAS:							
District Court	G	0/No maximum	-	\$1,800	No	Yes	No
KENTUCKY:							
Circuit Court	G	\$4,000/No maximum	-	-	-	-	-
District Court	L	-	0/\$4,000	\$1,500	No	Yes	Yes
LOUISIANA:							
District Court	G	0/No maximum	-	-	-	-	-
City Court, Parish Court (New Orleans City Court)	L	-	0/\$15,000	\$2,000	No	Yes	Yes
	L	-	0/\$20,000	\$2,000	No	Yes	Yes
Justice of the Peace Court	L	-	0/\$2,000	\$2,000	No	Yes	Yes

(continued on next page)

FIGURE C: Dollar Amount Jurisdiction for Original Tort, Contract, Real Property Rights, and Small Claims Filings in State Trial Courts, 1999
(continued)

State/Court name:	Jurisdiction	Unlimited dollar amount torts, contracts, real property	Limited dollar amount torts, contracts, real property	Small claims			
		Minimum/maximum	Minimum/maximum	Maximum dollar amount	Jury trials	Summary procedures	Lawyers permitted
MAINE:							
Superior Court	G	0/No maximum	-	-	-	-	-
District Court	L	-	0/\$30,000	\$4,500	No	Yes	Yes
MARYLAND:							
Circuit Court	G	\$2,500/No maximum	-	-	-	-	-
District Court	L	0/No maximum (only real property)	\$2,500/\$25,000 (only tort, contract)	\$2,500	No	Yes	Yes
MASSACHUSETTS:							
Superior Court	G	0/No maximum	-	-	-	-	-
Housing Court	L	0/No maximum	-	\$2,000	No	No	Yes
District Court	L	0/No maximum	-	\$2,000	Yes	Yes	Yes
Boston Municipal Court	L	0/No maximum	-	\$2,000	Yes	Yes	Yes
MICHIGAN:							
Circuit Court	G	\$25,000/No maximum	-	-	-	-	-
District Court	L	-	0/\$25,000	\$3,000	No	Yes	No
Municipal Court	L	-	0/\$1,500	\$100	No	Yes	No
MINNESOTA:							
District Court	G	0/No maximum	-	\$7,500	No	Yes	Yes
MISSISSIPPI:							
Circuit Court	G	\$200/No maximum	-	-	-	-	-
County Court	L	-	0/\$75,000	-	-	-	-
Justice Court	L	-	0/\$2,500	-	-	-	-
MISSOURI:							
Circuit Court (Associate Division)	G L	0/No maximum -	- 0/\$25,000	- \$3,000	- No	- Yes	- Yes
MONTANA:							
District Court	G	\$50/No maximum	-	-	-	-	-
Justice of the Peace Court	L	-	0/\$5,000	\$3,000	No	Yes	No
Municipal Court	L	-	0/\$5,000	\$3,000	No	Yes	No
City Court	L	-	0/\$5,000	\$3,000	No	Yes	No
NEBRASKA:							
District Court	G	0/No maximum	-	-	-	-	-
County Court	L	-	0/\$15,000	\$2,100	No	Yes	No
NEVADA:							
District Court	G	\$7,500/No maximum	-	-	-	-	-
Justice Court	L	-	0/\$7,500	\$5,000	No	Yes	Yes
Municipal Court	L	-	0/\$2,500	-	-	-	-
NEW HAMPSHIRE:							
Superior Court	G	\$1,500/No maximum	-	-	-	-	-
District Court	L	-	0/\$25,000	\$5,000	No	Yes	Yes
Municipal Court	L	-	0/\$2,500 (only landlord-tenant, and small claims)	\$5,000	No	Yes	Yes

(continued on next page)

FIGURE C: Dollar Amount Jurisdiction for Original Tort, Contract, Real Property Rights, and Small Claims Filings in State Trial Courts, 1999
(continued)

State/Court name:	Jurisdiction	Unlimited dollar amount	Limited dollar amount	Small claims			
		torts, contracts, real property	torts, contracts, real property	Maximum dollar amount	Jury trials	Summary procedures	Lawyers permitted
		Minimum/maximum	Minimum/maximum				
NEW JERSEY:							
Superior Court (Law Division and Chancery Division)	G	0/No maximum	-	-	-	-	-
(Law Division, Special Civil Part)	L	-	0/\$10,000	\$2,000	No	Yes	Yes
NEW MEXICO:							
District Court	G	0/No maximum	-	-	-	-	-
Magistrate Court	L	-	0/\$5,000	-	-	-	-
Metropolitan Court of Bernalillo County	L	-	0/\$5,000	-	-	-	-
NEW YORK:							
Supreme Court	G	0/No maximum	-	-	-	-	-
County Court	G	-	0/\$25,000	-	-	-	-
Civil Court of the City of New York	L	-	0/\$25,000	\$3,000	-	Yes	Yes
City Court	L	-	0/\$15,000	\$3,000	-	Yes	Yes
District Court	L	-	0/\$15,000	\$3,000	-	Yes	Yes
Court of Claims	L	0/No maximum	-	-	-	-	-
Town Court and Village Justice Court	L	-	0/\$3,000	\$3,000	-	Yes	Yes
NORTH CAROLINA:							
Superior Court	G	\$10,000/No maximum	-	-	-	-	-
District Court	L	-	0/\$10,000	\$3,000	No	Yes	Yes
NORTH DAKOTA:							
District Court	G	0/No maximum	-	\$5,000	No	Yes	Varies
OHIO:							
Court of Common Pleas	G	\$500/No maximum	-	-	-	-	-
County Court	L	-	0/\$3,000	\$2,000	No	Yes	Yes
Municipal Court	L	-	0/\$10,000	\$2,000	No	Yes	Yes
OKLAHOMA:							
District Court	G	0/No maximum	-	\$3,000	Yes	Yes	Yes
OREGON:							
Circuit Court	G	\$10,001/No maximum	-	-	-	-	-
Justice Court	L	-	\$750/\$3,500	\$3,500	No	Yes	No
PENNSYLVANIA:							
Court of Common Pleas	G	0/No maximum	-	-	-	-	-
District Justice Court	L	-	0/\$8,000	-	-	-	-
Philadelphia Municipal Court	L	-	0/\$10,000 (real property jurisdiction only)	\$10,000	No	Yes	Yes
Pittsburgh City Magistrates Court	L	0/No maximum (real property jurisdiction only)	-	-	-	-	-

(continued on next page)

FIGURE C: Dollar Amount Jurisdiction for Original Tort, Contract, Real Property Rights, and Small Claims Filings in State Trial Courts, 1999
(continued)

State/Court name:	Jurisdiction	Unlimited dollar amount torts, contracts, real property	Limited dollar amount torts, contracts, real property	Small claims			
		Minimum/maximum	Minimum/maximum	Maximum dollar amount	Jury trials	Summary procedures	Lawyers permitted
PUERTO RICO:							
Court of First Instance	G	-	-	-	-	-	-
Superior Division		\$0/No maximum	-	-	-	-	-
District Subsection		-	\$3,001/\$50,000	-	-	-	-
Municipal Division		-	0/\$3,000	-	-	-	-
RHODE ISLAND:							
Superior Court	G	\$5,000/No maximum	-	-	-	-	-
District Court	L	-	\$1,500/\$5,000- \$10,000	\$1,500	No	Yes	Yes
SOUTH CAROLINA:							
Circuit Court	G	0/No maximum	-	-	-	-	-
Magistrate Court	L	-	0/\$5,000* (No max. in landlord-tenant)	\$5,000*	Yes	Yes	Yes
SOUTH DAKOTA:							
Circuit Court	G	0/No maximum	-	\$8,000	No	Yes	Yes
TENNESSEE:							
Circuit Court, Chancery Court	G	\$50/No maximum	-	-	-	-	-
General Sessions Court	L	0/No maximum (Forcible entry, detainer, and in actions to recover personal property)	0/\$10,000 (All civil actions in counties with population under 700,000); 0/\$15,000 (All civil actions in counties with popula- tion over 700,000)	\$10,000- 15,000	No	Yes	Yes
TEXAS:							
District Court	G	\$200/No maximum	-	-	-	-	-
County Court at Law, Consti- tutional County Court	L	-	\$200/varies	-	-	-	-
Justice of the Peace Court	L	-	0/\$5,000	\$5,000	Yes	Yes	Yes
UTAH:							
District Court	G	0/No maximum	-	-	-	-	-
Justice Court	L	-	0/\$5,000	\$5,000	No	Yes	Yes
VERMONT:							
Superior Court	G	0/No maximum	-	-	-	-	-
District Court	G	-	-	\$3,500	Yes	Yes	Yes
VIRGINIA:							
Circuit Court	G	\$3,000/No maximum	-	-	-	-	-
District Court	L	-	0/\$15,000	-	-	-	-
WASHINGTON:							
Superior Court	G	0/No maximum	-	-	-	-	-
District Court	L	-	0/\$35,000	\$2,500	No	Yes	No
WEST VIRGINIA:							
Circuit Court	G	\$300/No maximum	-	-	-	-	-
Magistrate Court	L	-	0/\$5,000	-	-	-	-

(continued on next page)

FIGURE C: Dollar Amount Jurisdiction for Original Tort, Contract, Real Property Rights, and Small Claims Filings in State Trial Courts, 1999
(continued)

State/Court name:	Jurisdiction	Unlimited dollar amount torts, contracts, real property	Limited dollar amount torts, contracts, real property	Small claims			
		Minimum/maximum	Minimum/maximum	Maximum dollar amount	Jury trials	Summary procedures	Lawyers permitted
WISCONSIN:							
Circuit Court	G	0/No maximum	-	\$5,000	Yes	Yes	Yes
WYOMING:							
District Court	G	\$1,000-\$7,000/No maximum	-	-	-	-	-
County Court	L	-	0/\$7,000	\$3,000	No	Yes	Yes
Justice of the Peace Court	L	-	0/\$3,000	\$3,000	No	Yes	Yes

JURISDICTION CODES:

- G = General jurisdiction court.
- L = Limited jurisdiction court.
- = Information not available.

FOOTNOTES*

South Carolina-Magistrate Court: Tort, contract, real property and small claims jurisdiction increases to \$7,500 effective July 1, 2000.

Source: State administrative offices of the courts.

FIGURE D: Criminal Case Unit of Count Used by State Trial Courts, 1999

State/Court name:	Jurisdiction	Point of counting a criminal case	Number of defendants		Contents of charging document			
			One	One or more	Single charge	Single incident (set # of charges per case)	Single incident (unlimited # of charges)	One or more incidents
ALABAMA:								
Circuit Court	G	Information/Indictment	X					X
District Court	L	Complaint	X					X
Municipal Court	L	Complaint	X		X			
ALASKA:								
Superior Court	G	Indictment	X		multiple charges			X
District Court	L	Complaint	X		multiple counts			X
ARIZONA:								
Superior Court	G	Information/indictment	X					X
Justice of the Peace Court	L	Complaint				Varies with jurisdiction*		
Municipal Court	L	Complaint				Varies with jurisdiction*		
ARKANSAS:								
Circuit Court	G	Information/indictment	X					X
Municipal Court	L	Complaint	X		X			
City Court, Police Court	L	Complaint	X		X			
CALIFORNIA:								
Superior Court	G	Information/indictment	X					X
COLORADO:								
District Court	G	Complaint	X					X
County Court	L	Complaint/summons	X					X
CONNECTICUT:								
Superior Court	G	Information	X				(varies among local police departments)	
DELAWARE:								
Superior Court	G	Information/indictment	X					X
Family Court	L	Petition	X					X
Justice of the Peace Court	L	Complaint	X		X			
Court of Common Pleas	L	Complaint	X					X
Alderman's Court	L	Complaint	X		X			
DISTRICT OF COLUMBIA:								
Superior Court	G	Complaint/information/indictment	X					X
FLORIDA:								
Circuit Court	G	Information/indictment	X				(prosecutor decides)	
County Court	L	Complaint	X				X	

(continued on next page)

FIGURE D: Criminal Case Unit of Count Used by State Trial Courts, 1999 (continued)

State/Court name:	Jurisdiction	Point of counting a criminal case	Number of defendants		Contents of charging document			
			One	One or more	Single charge	Single incident (set # of charges per case)	Single incident (unlimited # of charges)	One or more incidents
GEORGIA:								
Superior Court	G	Indictment/accusation		X			X	
State Court	L	Accusation/citation		X			X	
Magistrate Court	L	Accusation/citation	X				X	
Probate Court	L	Accusation/citation	X				X	
Municipal Court	L	No data reported						
Civil Court	L	No data reported						
County Recorder's Court	L	No data reported						
Municipal Courts and the City Court of Atlanta	L	No data reported						
HAWAII:								
Circuit Court	G	Complaint/indictment	X				X	(most serious charge)
District Court	L	First appearance/information	X		X			
IDAHO:								
District Court	G	Information		X				X
Magistrates Division	L	Complaint		X				X
ILLINOIS:								
Circuit Court	G	Complaint/information/indictment		X			X	
INDIANA:								
Superior Court and Circuit Court	G	Information/indictment	X				X	(may not be consistent)
County Court	L	Information/complaint	X				X	(may not be consistent)
City Court and Town Court	L	Information/complaint	X				X	(may not be consistent)
IOWA:								
District Court	G	Information/indictment	X				X	
KANSAS:								
District Court	G	First appearance	X				X	
KENTUCKY:								
Circuit Court	G	Information/indictment	X				X	
District Court	L	Complaint/citation	X				X	
LOUISIANA:								
District Court	G	Information/indictment	Varies				Varies	
City and Parish Court	L	Information/complaint	X		X			
MAINE:								
Superior Court	G	Information/indictment	X	(Sometimes more than one)			Varies court to court	
District Court	L	Information/complaint	X		X			

(continued on next page)

FIGURE D: Criminal Case Unit of Count Used by State Trial Courts, 1999 (continued)

State/Court name:	Jurisdiction	Point of counting a criminal case	Number of defendants		Contents of charging document			
			One	One or more	Single charge	Single incident (set # of charges per case)	Single incident (unlimited # of charges)	One or more incidents
MARYLAND:								
Circuit Court	G	Information/indictment	X				X	
District Court	L	Citation/information	X				X	
MASSACHUSETTS:								
Superior Court	G	Information/indictment	X					X
Housing Court	L	Complaint	X					X
District Court	L	Complaint	X					X
Boston Municipal Ct.	L	Complaint	X					X
MICHIGAN:								
Circuit Court	G	Information	X			Varies, depending on prosecutor		
District Court	L	Complaint	X			Varies, depending on prosecutor		
Municipal Court	L	Complaint	X			Varies, depending on prosecutor		
MINNESOTA:								
District Court	G	First appearance	X				X	
MISSISSIPPI:								
Circuit Court	G	Indictment	X					X
County Court	L	Affidavit/accusation	X					X
Justice Court	L	Affidavit/accusation	X					X
MISSOURI:								
Circuit Court	G	Information/indictment		X			X	
(Associate Division)	L	Complaint/Information		X			X	
MONTANA:								
District Court	G	Information/indictment		X			X	
Justice of Peace Court	L	Complaint	X				X	
Municipal Court	L	Complaint	X				X	
City Court	L	Complaint	X				X	
NEBRASKA:								
District Court	G	Information/indictment	X				X	(not consistently observed statewide)
County Court	L	Information/complaint	X				X	
NEVADA:								
District Court	G	Information/indictment	Varies			Varies, depending on prosecutor		
Justice Court	L	Complaint	Varies			Varies, depending on prosecutor		
Municipal Court	L	Complaint	Varies			Varies, depending on prosecutor		
NEW HAMPSHIRE:								
Superior Court	G	Information/indictment	X		X			
District Court	L	Complaint	X		X			
Municipal Court	L	Complaint	X		X			
NEW JERSEY:								
Superior Court (Law Division)	G	Accusation/indictment	X				X	X
Municipal Court	L	Complaint	X				X	X

(continued on next page)

FIGURE D: Criminal Case Unit of Count Used by State Trial Courts, 1999 (continued)

State/Court name:	Jurisdiction	Point of counting a criminal case	Number of defendants		Contents of charging document			
			One	One or more	Single charge	Single incident (set # of charges per case)	Single incident (unlimited # of charges)	One or more incidents
NEW MEXICO:								
District Court	G	Indictment/information	X					X
Magistrate Court	L	Complaint	X					X
Bernalillo County Metropolitan Court	L	Complaint	X					X
NEW YORK:								
Supreme Court	G	Defendant/indictment		X		Varies depending on prosecutor		
County Court	G	Defendant/indictment		X		Varies depending on prosecutor		
Criminal Court of the City of New York	L	Defendant/docket		X		Varies depending on prosecutor		
District Court and City Court	L	Defendant/docket		X		Varies depending on prosecutor		
Town Court and Village Justice Court	L	N/A				Varies depending on prosecutor		
NORTH CAROLINA:								
Superior Court	G	Transfer (from District Court) Indictment (when case originates in Superior Court)	X			Varies depending on prosecutor		
District Court	L	Warrant/summons (includes citations, Magistrates order, misdemeanor statement of charges)	X			Varies depending on prosecutor		
NORTH DAKOTA:								
District Court	G	Information/indictment	X					X (may vary)
Municipal Court	L	Complaint	X					X
OHIO:								
Court of Common Pleas	G	Arraignment	X					X
County Court	L	Warrant/summons	X					X
Municipal Court	L	Warrant/summons	X					X
Mayor's Court	L	No data reported						
OKLAHOMA:								
District Court	G	Information/indictment		X				X
OREGON:								
Circuit Court	G	Complaint/indictment	X					X
Justice Court	L	Complaint		X		(number of charges not consistent statewide)		
Municipal Court	L	Complaint		X	X			
PENNSYLVANIA:								
Court of Common Pleas	G	Information/docket transcript	X					X
District Justice Court	L	Complaint	X					X
Philadelphia Municipal Court	L	Complaint	X					X
Pittsburgh City Magistrates Ct.	L	Complaint	X					X
PUERTO RICO:								
Court of First Instance	G	Indictment	X		X			

(continued on next page)

FIGURE D: Criminal Case Unit of Count Used by State Trial Courts, 1999 (continued)

State/Court name:	Jurisdiction	Point of counting a criminal case	Number of defendants		Contents of charging document			
			One	One or more	Single charge	Single incident (set # of charges per case)	Single incident (unlimited # of charges)	One or more incidents
RHODE ISLAND:								
Superior Court	G	Information/indictment	X					X
District Court	L	Complaint	X					X
SOUTH CAROLINA:								
Circuit Court	G	Warrant/summons	X		X			
Magistrate Court	L	Warrant/summons	X		X			
Municipal Court	L	Warrant/summons	X		X			
SOUTH DAKOTA:								
Circuit Court	G	Complaint	X				X	
TENNESSEE:								
Circuit Court and Criminal Court	G	Information/indictment	X		X			
General Sessions Court	L	No data reported						
Municipal Court	L	No data reported						
TEXAS:								
District Court and Criminal District Court	G	Information/indictment	X				X	
County-level Courts	L	Complaint/information	X				X	
Municipal Court	L	Complaint	X		X			
Justice of the Peace Court	L	Complaint	X		X			
UTAH:								
District Court	G	Information		X				X
Justice Court	L	Citation	X				X	
VERMONT:								
District Court	G	Arraignment	X					X
VIRGINIA:								
Circuit Court	G	Information/indictment	X		X			
District Court	L	Warrant/summons	X		X			
WASHINGTON:								
Superior Court	G	(Original) Information	X					X
District Court	L	Complaint/citation	X			X	(Typically no more than 3 charges)	
Municipal Court	L	Complaint/citation	X			X		
WEST VIRGINIA:								
Circuit Court	G	Information/indictment	X					X
Magistrate Court	L	Complaint			X			X
Municipal Court	L	Complaint	X		X			
WISCONSIN:								
Circuit Court	G	Initial appearance	X					X
Municipal Court	L	Citation*	X		X			

(continued on next page)

FIGURE D: Criminal Case Unit of Count Used by State Trial Courts, 1999 (continued)

State/Court name:	Jurisdiction	Point of counting a criminal case	Number of defendants		Contents of charging document			
			One	One or more	Single charge	Single incident (set # of charges per case)	Single incident (unlimited # of charges)	One or more incidents
WYOMING:								
District Court	G	Information/indictment		X				X
County Court	L	Citation/information		X				X
Justice of the Peace Court	L	Citation/information		X				X
Municipal Court	L	Citation/information	X			X		

JURISDICTION CODES:

G = General jurisdiction court.
 L = Limited jurisdiction court.

FOOTNOTES*

Arizona-Varies in limited jurisdiction courts. Prosecutor can file long form. Long form can involve one or more defendants and/or charges. Misdemeanors can also be included on citations.

Wisconsin-Municipal Court-The court has exclusively civil jurisdiction, but its caseload includes first offense DWI/DUI cases. The *State Court Model Statistical Dictionary* treats all DWI/DUI cases as a subcategory of criminal cases.

Source: State administrative offices of the courts.

FIGURE E: Juvenile Unit of Count Used in State Trial Courts, 1999

State/Court name:	Jurisdiction	Filings are counted		Disposition counted		Age at which juvenile jurisdiction transfers to adult courts
		At intake or referral	At filing of petition or complaint	At adjudication of petition	At disposition of juvenile	
ALABAMA:						
Circuit Court	G		X	X		18
District Court	L		X	X		18
ALASKA:						
Superior Court	G		X	X		18
ARIZONA:						
Superior Court	G		X	X		18
ARKANSAS:						
Chancery Court	G		X		X	18*
CALIFORNIA:						
Superior Court	G		X	X		18
COLORADO:						
District Court (includes Denver Juvenile Court)	G		X		X	18
CONNECTICUT:						
Superior Court	G	X			X	16
DELAWARE:						
Family Court	L (special)		X	X		18
DISTRICT OF COLUMBIA:						
Superior Court	G	X			X	18*
FLORIDA:						
Circuit Court	G		X	X		18
GEORGIA:						
Juvenile Court	L (special)		X		X	17*
HAWAII:						
Circuit Court	G (Family Court Division)	X		X		16
IDAHO:						
District Court	G		X	X		18
Magistrates Division	L		X	X		18
ILLINOIS:						
Circuit Court	G		X		X	17 (15 for first-degree murder, aggravated criminal sexual assault, armed robbery, robbery with a firearm, and unlawful use of weapons on school grounds)

(continued on next page)

FIGURE E: Juvenile Unit of Count Used in State Trial Courts, 1999 (continued)

State/Court name:	Jurisdiction	Filings are counted		Disposition counted		Age at which juvenile jurisdiction transfers to adult courts
		At intake or referral	At filing of petition or complaint	At adjudication of petition	At disposition of juvenile	
INDIANA:						
Superior Court and Circuit Court	G		X	X		18
Probate Court	L		X	X		18
IOWA:						
District Court	G		X	Disposition data are not collected		18
KANSAS:						
District Court	G		X		X	18 14 (for traffic violation) 16 (for fish and game) 10 (if waived to adult status)
KENTUCKY:						
District Court	L		X	X		18
LOUISIANA:						
District Court	G		X	X		17
Family Court and Juvenile Court	G		X	X		17 (15 for first- and second-degree murder, manslaughter, and aggravated rape)
City Court	L		X	X		16 (for armed robbery, aggravated burglary, and aggravated kidnapping)
MAINE:						
District Court	L		X		X	18
MARYLAND:						
Circuit Court	G		X		X	18
District Court	L		X		X	18
MASSACHUSETTS:						
District Court	L		X	X		17
Juvenile Court	L		X	X		17
MICHIGAN:						
Probate Court	L		X		X	17
MINNESOTA:						
District Court	G		X	X		18

(continued on next page)

FIGURE E: Juvenile Unit of Count Used in State Trial Courts, 1999 (continued)

State/Court name:	Jurisdiction	Filings are counted		Disposition counted		Age at which juvenile jurisdiction transfers to adult courts	
		At intake or referral	At filing of petition or complaint	At adjudication of petition	At disposition of juvenile		
MISSISSIPPI:							
County Court	L		X	X		18	
Family Court	L		X	X		18	
MISSOURI:							
Circuit Court	G		X	X		17	
MONTANA:							
District Court	G		X		X	18	
NEBRASKA:							
Separate Juvenile Court	L		X		X	18	
County Court	L		X		X	18	
NEVADA:							
District Court	G		Varies by district		Varies by district		18*
NEW HAMPSHIRE:							
District Court	L		X		X	18 16 (for traffic violation) 15 (for some felony charges)	
NEW JERSEY:*							
Superior Court	G	X		X		18 complaint	
NEW MEXICO:							
District Court	G		X	X		18	
NEW YORK:							
Family Court	L		X		X	16 (except for specified felonies, 13, 14, 15)	
NORTH CAROLINA:							
District Court	L		X (first filing only)	X		16 (13-, 14- and 15-year-olds may be transferred (after the court finds probable cause) only as follows: if the offense is first degree murder, the court must transfer jurisdiction; for other felony-level offenses, the court may exercise discretion to transfer jurisdiction.)	
NORTH DAKOTA:							
District Court	G		X		X	18	
OHIO:							
Court of Common Pleas	G	X (warrant)			X	18	

(continued on next page)

FIGURE E: Juvenile Unit of Count Used in State Trial Courts, 1999 (continued)

State/Court name:	Jurisdiction	Filings are counted		Disposition counted		Age at which juvenile jurisdiction transfers to adult courts
		At intake or referral	At filing of petition or complaint	At adjudication of petition	At disposition of juvenile	
OKLAHOMA: District Court	G		X (case number)	X		18
OREGON: Circuit Court	G		X	Dispositions are not counted		18*
County Court	L		X			18
PENNSYLVANIA: Court of Common Pleas	G	X (delinquency)	X (dependency)	X		18
PUERTO RICO: Court of First Instance	G		X		X	18 (but court keeps authority until processed minor turns 21)
RHODE ISLAND: Family Court	L		X	X		18
SOUTH CAROLINA: Family Court	L		X	X		17
SOUTH DAKOTA: Circuit Court	G	X		X		18
TENNESSEE: General Sessions Court	L		(Data are reported with Juvenile Court data)			
Juvenile Court	L	X			X	18
TEXAS: District Court	G		X		X	17
County Court at Law, Constitutional County Court, Probate Court	L		X		X	17
UTAH: Juvenile Court	L		X		X	18
VERMONT: Family Court	G		X		X	16*
VIRGINIA: District Court	L		X		X	18
WASHINGTON: Superior Court	G		X	X		18
WEST VIRGINIA: Circuit Court	G		X		X	18
WISCONSIN: Circuit Court	G		X	X		17
WYOMING: District Court	G		X	X		19

(continued on next page)

FIGURE E: Juvenile Unit of Count Used in State Trial Courts, 1999 (continued)

JURISDICTION CODES:

- G = General jurisdiction court.
- L = Limited jurisdiction court.

FOOTNOTES*

Arkansas-At 14, if certain offenses are committed or other factors are involved (e.g., if offense is a felony if committed by an adult and juvenile has been adjudicated delinquent three times within the last two years for acts that would have been felonies if committed by an adult.

District of Columbia-Depending on the severity of the offense a juvenile between the ages of 16-18 can be charged as an adult.

Georgia-Age 18 for deprived juveniles. If 13 and certain offenses are committed (7), Superior Court has jurisdiction unless transferred to Juvenile Court.

New Jersey-All signed juvenile delinquency complaints are filed with the court and are docketed upon receipt (and therefore counted). Once complaints have been docketed they are screened by Court Intake Services and decisions are made as to how complaints will be processed (e.g., diversion, court hearings, etc.).

Nevada-Unless certified at a younger age because of felony charged.

Oregon-At age 15, if certain felony offenses are alleged. Up to age 21 for certain status offenses.

Vermont-At 10, if certain offenses are committed or other factors are involved.

Source: State administrative offices of the courts.

FIGURE F: State Trial Courts with Incidental Appellate Jurisdiction, 1999

State/Court name:	Jurisdiction	Administrative Agency Appeals	Trial Court Appeals		Type of Appeal	Source of Trial Court Appeal
			Civil	Criminal		
ALABAMA: Circuit Court	G	X	X	X	de novo	District, Probate, Municipal Courts
ALASKA: Superior Court	G	X	O	O	de novo	
		X	X	X	on the record	District Court
ARIZONA: Superior Court	G	X	X	X	de novo (if no record)	Justice of the Peace, Municipal Court
ARKANSAS: Circuit Court	G	O	X	X	de novo	Court of Common Pleas, County, Municipal, City, and Police Courts, and Justice of the Peace
CALIFORNIA: Superior Court	G	X	X	X	de novo on the record	Limited Jurisdiction Division
COLORADO: District Court	G	X	X	O	on the record	County and Municipal Court of Record
County Court	L	O	X	X	de novo not of record	Municipal Court
CONNECTICUT: Superior Court	G	X	X	O	de novo or on the record	Probate Court
DELAWARE: Superior Court	G	O	X (arbitration)	O		Superior Court
		O	O	X	on the record	Family Court
		O	X	X		Court of Common Pleas
		O	O	X	de novo	Municipal Court of Wilmington
Court of Common Pleas	L	O	X	X	de novo	Justice of the Peace, Alderman's Courts
DISTRICT OF COLUMBIA: Superior Court	G	X	O	O	on the record	Office of Employee Appeals, Administrative Traffic Agency
FLORIDA: Circuit Court	G	O	X	O	de novo on the record	County Court
		O	O	X	on the record	County Court

(continued on next page)

FIGURE F: State Trial Courts with Incidental Appellate Jurisdiction, 1999 (continued)

State/Court name:	Jurisdiction	Administrative Agency Appeals	Trial Court Appeals		Type of Appeal	Source of Trial Court Appeal
			Civil	Criminal		
GEORGIA:						
Superior Court	G	X	X	O	de novo or on the record	Probate Court, Magistrate Court
		O	O	X	de novo, on the record, or certiorari	Probate Court, Municipal Court, Magistrate Court, County Recorder's Court
State Court	L	O	X	O	certiorari on the record	Magistrate Court
		O	O	X		County Recorder's Court
HAWAII:						
Circuit Court	G	X	O	O	de novo	
IDAHO:						
District Court	G	X	X	X	de novo	Magistrates Division
		(small claims only)	X	O	on the record	Magistrates Division
		O				
ILLINOIS:						
Circuit Court	G	X	O	O	on the record	
INDIANA:						
Superior Court and Circuit Court	G	X	X	X	de novo	City and Town Courts
IOWA:						
District Court	G	X	O	O	de novo	
		O	X	X	on the record	Magistrates Division
KANSAS:						
District Court	G	X	X	X	criminal on the record civil on the record	Criminal (from Municipal Court) Civil (from limited jurisdiction judge)
KENTUCKY:						
Circuit Court	G	X	X	X	on the record	District Court
LOUISIANA:						
District Court	G	X	X	X	on the record de novo	City and Parish Justice of the Peace, Mayor's Courts
MAINE:						
Superior Court	G	X	X	X	on the record	District Court, Administrative Court
MARYLAND:						
Circuit Court	G	X	X	X	de novo, on the record	District Court

(continued on next page)

FIGURE F: State Trial Courts with Incidental Appellate Jurisdiction, 1999 (continued)

State/Court name:	Jurisdiction	Administrative Agency Appeals	Trial Court Appeals		Type of Appeal	Source of Trial Court Appeal
			Civil	Criminal		
MASSACHUSETTS: Superior Court	G	X	X	O	de novo, on the record	All limited jurisdiction courts
MICHIGAN: Circuit Court	G	X	X	X	de novo on the record	Municipal Court District, Municipal, and Probate Courts
MINNESOTA: District Court	G	O	X		de novo	Conciliation Division
MISSISSIPPI: Circuit Court	G	X O O	X O X	X X X	on the record de novo de novo	County Court Municipal Courts Justice Courts
Chancery Court	L	X	X	X	on the record	Commission
MISSOURI: Circuit Court	G	X X	O X	O O	on the record de novo	Municipal Court, Associate Divisions
MONTANA: District Court	G	X O	X O	O X	de novo and on the record de novo	Justice of Peace, Municipal, City Courts, and State Boards
NEBRASKA: District Court	G	X O	O X	O X	de novo on the record on the record	County Court
NEVADA: District Court	G	X O O	X O O	X X X	on the record de novo on the record	Justice Court Municipal Court If Municipal Court is designated court of record
NEW HAMPSHIRE: Superior Court	G	X	O	X	de novo	District, Municipal, Probate Courts
NEW JERSEY: Superior Court	G	O	O	X	de novo on the record	Municipal Court
NEW MEXICO: District Court	G	X	X	X	de novo	Magistrate, Probate, Municipal, Bernalillo County Metropolitan Courts

(continued on next page)

FIGURE F: State Trial Courts with Incidental Appellate Jurisdiction, 1999 (continued)

State/Court name:	Jurisdiction	Administrative Agency Appeals	Trial Court Appeals		Type of Appeal	Source of Trial Court Appeal
			Civil	Criminal		
NEW YORK: County Court	G	O	X	X	on the record	City, Town and Village Justice Courts
NORTH CAROLINA: Superior Court	G	X X	O O	X O	de novo de novo on the record	District Court
District Court	L	X O	O X	O X	on the record de novo	Magistrates
NORTH DAKOTA: District Court	G	X	O	O	Varies	Municipal Court
OHIO: Court of Common Pleas	G	X	O	O	de novo and on the record	Mayor's Court Mayor's Court
County Court	L	O	O	X	de novo	
Municipal Court	L	O	O	X	de novo	
Court of Claims	L	X	O	O	de novo	
OKLAHOMA: District Court	G	X	O	X	de novo on the record	Municipal Court Not of Record
Court of Tax Review	L	X	O	O	de novo on the record	
OREGON: Circuit Court	G	X	X	X	on the record	County Court, Municipal Court, Justice Court
Tax Court	G	X	O	O	on the record	
PENNSYLVANIA: Court of Common Pleas	G	X	X	O	on the record	Philadelphia Municipal Court, District Justice, Philadelphia Traffic, Pittsburgh City
Magistrates Court	L	O	O	X	de novo	
PUERTO RICO: Court of First Instance	G	X	O	O	on the record	
RHODE ISLAND: Superior Court	G	X O	O X	O X	on the record de novo	District, Municipal, Probate Courts
District Court	L	X	O	O	on the record	
SOUTH CAROLINA: Circuit Court	G	X	X	X	de novo on the record	Magistrate, Probate, Municipal Courts

(continued on next page)

FIGURE F: State Trial Courts with Incidental Appellate Jurisdiction, 1999 (continued)

State/Court name:	Jurisdiction	Administrative Agency Appeals	Trial Court Appeals		Type of Appeal	Source of Trial Court Appeal
			Civil	Criminal		
SOUTH DAKOTA: Circuit Court	G	X	O	O	de novo and on the record	Magistrates Division
		O	X	X	de novo	
TENNESSEE: Circuit, Criminal and Chancery Courts	G	X	X	X	de novo	General Sessions, Municipal, and Juvenile Courts
TEXAS: District Court	G	X	X	O	de novo	Municipal Court not of record, Justice of the Peace Courts Municipal Court not of record, Justice of the Peace Courts Municipal Courts of record
County-level Courts	L	O	X	X	de novo	
					de novo on the record	
UTAH: District Court	G	X	X	X	de novo	Justice Courts
VERMONT: Superior Court	G	X	X	O	de novo or on the record	Probate Court; small claims appealed within Superior Court system
VIRGINIA: Circuit Court	G	X O	O X	O X	on the record de novo	District Court
WASHINGTON: Superior Court	G	X	X	X	de novo and de novo on the record	District, Municipal Courts
WEST VIRGINIA: Circuit Court	G	X O	O X X	O X X	on the record de novo on the record	Municipal Court Magistrate Court (if no jury trial) Magistrate Court (jury trials and preliminary hearings)
WISCONSIN: Circuit Court	G	X	X	X (first offense DWI/DUI only)	de novo	Municipal Court
WYOMING: District Court	G	X	X	X	de novo on the record	Justice of the Peace, Municipal, County Courts

(continued on next page)

FIGURE F: State Trial Courts with Incidental Appellate Jurisdiction, 1999 (continued)

JURISDICTION CODES:

- G = General jurisdiction court.
- L = Limited jurisdiction court.
- = Information not available.
- X = Yes
- O = No

Definitions of types of appeal:

certiorari: An appellate court case category in which a petition is presented to an appellate court asking the court to review the judgment of a trial court or administrative agency, or the decision of an intermediate appellate court.

first instance: If dissatisfied with the de novo verdict of the judge, defendant can go before the jury.

de novo: An appeal from one trial court to another trial court that results in a totally new set of proceedings and a new trial court judgment.

de novo on the record: An appeal from one trial court to another trial court that is based on the record and results in a new trial court judgment.

on the record: An appeal from one trial court to another trial court in which procedural challenges to the original trial proceedings are claimed, and an evaluation of those challenges are made—there is not a new trial court judgment on the case.

Source: State administrative offices of the courts.

FIGURE G: Number of Authorized Judges/Justices in State Courts, 1999

State:	Court(s) of last resort	Intermediate appellate court(s)	General jurisdiction court(s)	Limited jurisdiction court(s)
ALABAMA	9	10	139	413
ALASKA	5	3	41 (includes 9 masters)	77 (includes 60 magistrates)
ARIZONA	5	22	136 (includes 1 part-time)	224 (includes 82 justices of the peace, 57 part-time judges)
ARKANSAS	7	12	110	334 (includes 55 justices of the peace)
CALIFORNIA	7	93	1,880 (includes 401 commissioners and referees)	–
COLORADO	7	16	157 (includes 32 magistrates and 7 part-time water referees)	364 (includes 67 part-time judges)
CONNECTICUT	7	9	170	133
DELAWARE	5	–	24 (includes 1 chancellor and 4 vice-chancellors)	89 (includes 58 justices of the peace, 1 chief magistrate, 8 aldermen)
DISTRICT OF COLUMBIA	9	–	59	–
FLORIDA	7	61	468	263
GEORGIA	7	10*	177	1,174 (includes 74 part-time judges, 159 chief magistrates, 346 magistrates, and 33 associate juvenile court judges)
HAWAII	5	4	42 (includes 15 family court judges)	22 (excludes per diem judges)
IDAHO	5	3	39*	83* (magistrate judges)
ILLINOIS	7	52 (includes 12 supplemental judges)	864 (includes 367 associate judges)	–
INDIANA	5	16 (includes 1 tax court judge)	280	94
IOWA	8	9	331 (includes 135 part-time magistrates, 12 associate juvenile judges, 1 associate probate judge, and 7 part-time alternate district associate judges)	–
KANSAS	7	10	228 (includes 69 district magistrates)	259
KENTUCKY	7	14	104	197 (includes 70 trial commissioners)
LOUISIANA	8 (includes one assigned from courts of appeal)	54	235 (includes 11 commissioners)	713 (includes 390 justices of the peace, 250 mayors)
MAINE	7	–	16	45 (includes 16 part-time judges)
MARYLAND	7	13	143	171
MASSACHUSETTS	7	14	80	282
MICHIGAN	7	28	210	371
MINNESOTA	7	16	254	–
MISSISSIPPI	9	10	49	476 (includes 191 justices of the peace and 45 chancellors)
MISSOURI	7	32	347 (includes 31 commissioners)	331
MONTANA	7	–	51 (includes 6 water masters)	112 (includes 37 justices of the peace that also serve on the city court)
NEBRASKA	7	6	53	75
NEVADA	7	–	51	87 (includes 69 justices of the peace)

(continued on next page)

FIGURE G: Number of Authorized Judges/Justices in State Courts, 1999 (continued)

State:	Court(s) of last resort	Intermediate appellate court(s)	General jurisdiction court(s)	Limited jurisdiction court(s)
NEW HAMPSHIRE	5	–	40 (includes 11 full-time marital masters)	98 (includes 77 part-time judges)
NEW JERSEY	7	33	404 (includes 21 surrogates)	402 (includes 350 part-time judges)
NEW MEXICO	5	10	72	192
NEW YORK	7	71	558	3,042 (includes 30 surrogates, 2,300 justices of the peace and 81 quasi-judicial staff)
NORTH CAROLINA	7	12	205 (includes 100 clerks who hear uncontested probate)	932 (includes 706 magistrates)
NORTH DAKOTA	5*	–	43	78
OHIO	7	66	372	685 (includes 428 mayors)
OKLAHOMA	14	12	228 (includes 78 special judges)	372 (includes part-time judges)
OREGON	7	10	169 (includes 5 magistrates)	178 (includes 30 justices of the peace)
PENNSYLVANIA	7	24	385	587 (includes 549 district justices and 6 magistrates)
PUERTO RICO	7	33	315	–
RHODE ISLAND	5	–	25 (includes 3 magistrates)	112 (includes 13 magistrates)
SOUTH CAROLINA	5	9	67 (includes 21 masters-in-equity)	698 (includes 300 magistrates)
SOUTH DAKOTA	5	–	201 (includes 2 part-time lay magistrate judges, 15 full-time clerk magistrates, and 54 part-time clerk magistrates)	–
TENNESSEE	5	24	151 (includes 33 chancellors)	400
TEXAS	18	80	396	2,521 (includes 838 justices of the peace)
UTAH	5	7	77 (includes 7 domestic court commissioners)	151 (includes 128 justices of the peace and one commissioner)
VERMONT	5	–	34 (includes 5 child support magistrates)	23 (includes 18 part-time judges and 4 hearing officers)
VIRGINIA	7	10	148	229 (includes 107 FTE juvenile and domestic relations judges)
WASHINGTON	9	21	171	215
WEST VIRGINIA	5	–	62	278 (includes 156 magistrates and 122 part-time judges)
WISCONSIN	7	16	240	220
WYOMING	5	–	17	103 (includes 8 part-time justices of the peace and 73 part-time judges)
Total	358	955	11,118	17,905

– = The state does not have a court at the indicated level.

Note: This table identifies, in parentheses, all individuals who hear cases but are not titled judges/justices. Some states may have given the title “judge” to officials who are called magistrates, justices of the peace, etc., in other states.

FOOTNOTES*

Georgia - Court of Appeals judges increased to 12 effective July 1999.

Idaho-The Magistrates Division of the District Court functions as a limited jurisdiction court.

North Dakota-A temporary court of appeals was established July 1, 1987 to exercise appellate and original jurisdiction as delegated by the supreme court. This court does not sit, has no assigned judges, has heard no appeals, and is currently unfunded.

Source: State administrative offices of the courts.

FIGURE H: Method of Counting Civil Cases in State Trial Courts, 1999

State/Court name:	Jurisdiction	Are reopened cases counted as new filings, or identified separately as reopened cases?	Qualifications or Conditions	Are enforcement/collection proceedings counted? If yes, are they counted separately from new case filings?	Are temporary injunctions counted? If yes, are they counted separately from new case filings?
ALABAMA:					
Circuit Court	G	New filings		No	No
District Court	L	New filings		No	No
ALASKA:					
Superior Court	G	Reopened		No	No
District Court	L	Reopened		No	No
ARIZONA:					
Superior Court	G	New filings		No	No
Justice of the Peace Court	L	New filings		No	No
ARKANSAS:					
Circuit Court	G	Reopened		No	No
Chancery and Probate Court	G	Reopened		No	No
CALIFORNIA:					
Superior Court	G	Reopened	Retried cases	No	No
COLORADO:					
District Court	G	Reopened	Post activities	No	No
Water Court	G	Reopened	Post activities	No	No
County Court	L	Reopened	Post activities	No	No
Municipal Court	L	NA		NA	NA
CONNECTICUT:					
Superior Court	G	Not counted as either new filing or reopened case; only pending caseload is adjusted		No	No If heard separately (rarely occurs)
DELAWARE:					
Court of Chancery	G	Reopened		No	No
Superior Court	G	New filings reopened	If remanded Case rehearing	No	Yes/No
Justice of the Peace Court	L	New filings		No	Yes/No
Family Court	L	New filings are heard separately Reopened if rehearing of total case	If part of original proceeding	No	No
Court of Common Pleas	L	New filings reopened	If remanded rehearing	No	No
DISTRICT OF COLUMBIA:					
Superior Court	G	Reopened		Yes/No	Yes/No
FLORIDA:					
County Court	L	Reopened		Yes/No	Yes/No
Circuit Court	G	Reopened		Yes/No	Yes/No

(continued on next page)

FIGURE H: Method of Counting Civil Cases in State Trial Courts, 1999 (continued)

State/Court name:	Jurisdiction	Are reopened cases counted as new filings, or identified separately as reopened cases?	Qualifications or Conditions	Are enforcement/ collection proceedings counted? If yes, are they counted separately from new case filings?	Are temporary injunctions counted? If yes, are they counted separately from new case filings?
GEORGIA:					
Superior Court	G	New filings		Yes	No
Civil Court	L	NC		NC	NC
State Court	L	New filings		Yes	No
Probate Court	L	New filings		NC	NC
Magistrate Court	L	New filings		Yes	No
Municipal Court	L	NC		NC	NC
HAWAII:					
Circuit Court	G	New filings		Yes/Yes Special proceedings	Yes/Yes Circuit Court: Special proceedings
Family Court	G	New filings			Yes/No
District Court	L	New filings		No	Yes/No (included as new case filing)
IDAHO:					
District Court	G	Reopened		Yes/No	No
Magistrates Division	L	Reopened		Yes/No	No
ILLINOIS:					
Circuit Court	G	Reopened		No	No
INDIANA:					
Superior Court	G	Reopened	Redocketed	No	No
Circuit Court	G	Reopened	Redocketed	No	No
County Court	L	Reopened	Redocketed	No	No
City Court	L	NA	NA	NA	N/Applicable
Small Claims Court of Marion County	L	NA	NA	NA	NA
IOWA:					
District Court	G	New filings		Yes/Yes	No
KANSAS:					
District Court	G	Reopened		No	Yes/No
KENTUCKY:					
Circuit Court	G	Reopened		No	Yes/Yes
District Court	L	Reopened		No	Yes/Yes
LOUISIANA:					
District Court	G	New filings		Yes/No	Yes/No
Juvenile Court	G	New filings		Yes/No	No
Family Court	G	New filings		No	No
City & Parish Courts	L	New filings		Yes/Yes	No
MAINE:					
Superior Court	G	New filings		No	Yes/No
District Court	L	NC		No	No
Probate Court	L	NC		No	No

(continued on next page)

FIGURE H: Method of Counting Civil Cases in State Trial Courts, 1999 (continued)

State/Court name:	Jurisdiction	Are reopened cases counted as new filings, or identified separately as reopened cases?	Qualifications or Conditions	Are enforcement/collection proceedings counted? If yes, are they counted separately from new case filings?	Are temporary injunctions counted? If yes, are they counted separately from new case filings?
MARYLAND:					
Circuit Court	G	Reopened, but included with new filings		No	NA
District Court	L	NA		NA	Yes/No
MASSACHUSETTS:					
Superior Court	G	NC		NA	Yes/No
District Court	L	NC		Yes/Yes	NA
Boston Municipal Court	L	NC		Yes/Yes	NA
Housing Court	L	NC		Yes/Yes	NA
Land Court	L	NC		N/Applicable	NA
MICHIGAN:					
Court of Claims	G	Reopened		No	No
Circuit Court	G	Reopened		No	No
District Court	L	New filings		NA	NA
Municipal Court	L	New filings		NA	NA
MINNESOTA:					
District Court	G	Identified separately	No	No	
MISSISSIPPI:					
Circuit Court	G	Reopened		Yes	Yes/No
Chancery Court	L	Reopened		Yes	Yes/No
County Court	L	Varies from court to court		Varies	Yes/No
Family Court	L	Varies from court to court		Varies	Varies
Justice Court	L	Varies from court to court		Varies	Varies
MISSOURI:					
Circuit Court	G	New filings		Yes/No	Yes/No
MONTANA:					
District Court	G	New filings		Yes/Yes	Yes/No
Justice of the Peace Court	L	NA		NA	NA
Municipal Court	L	NA		NA	NA
City Court	L	NA		NA	NA
NEBRASKA:					
District Court	G	Reopened		No	No
County Court	L	Reopened		No	No
NEVADA:					
District Court	G	Reopened	May not be reopened but refers back to original case	Varies/Varies	Varies
NEW HAMPSHIRE:					
Superior Court	G	Reopened		No	No
District Court	L	NC		No	No
Municipal Court	L	NC		No	No

(continued on next page)

FIGURE H: Method of Counting Civil Cases in State Trial Courts, 1999 (continued)

State/Court name:	Jurisdiction	Are reopened cases counted as new filings, or identified separately as reopened cases?	Qualifications or Conditions	Are enforcement/collection proceedings counted? If yes, are they counted separately from new case filings?	Are temporary injunctions counted? If yes, are they counted separately from new case filings?
NEW JERSEY:					
Superior Court: Family	G	Reopened		Yes/Yes	Yes/No (except for domestic violence)
Civil, General Equity, and Criminal Divisions	G	Reopened		No	No
NEW MEXICO:					
District Court	G	Reopened		Yes/Yes	No
Magistrate Court	L	Reopened		No	No
Metropolitan Court of Bernalillo County	L	Reopened		No	No
NEW YORK:					
Supreme Court	G	Reopened		Yes/No	Yes/No
County Court	L	NC		No	No
Court of Claims	L	NC		No	No
Family Court	L	Reopened		Yes/No	No
District Court	L	NC		No	No
City Court	L	NC		No	No
Civil Court of the City of New York	L	NC		No	No
Town & Village Justice Court	L	NC		No	No
NORTH CAROLINA:					
Superior Court	G	NC		No	No
District Court	L	NC		Yes/No	No
NORTH DAKOTA:					
District Court	G	New filings		Yes/Yes (only counted if a hearing was held)	Yes/Yes
OHIO:					
Court of Common Pleas	G	Reopened		Yes/No (are counted separately in domestic relations cases)	Yes/No
Municipal Court	L	Reopened		Yes	Yes
County Court	L	Reopened		Yes	Yes
Court of Claims	L	NA		NA	NA
OKLAHOMA:					
District Court	G	Reopened		No	No
OREGON:					
Circuit Court	G	Reopened, not counted		Yes/No	Yes/No
Justice Court	L	NA		NA	NA
Municipal Court	L	NA		NA	NA
PENNSYLVANIA:					
Court of Common Pleas	G	Reopened		No	No
District Justice Court	L	New filings		NA	NA
PUERTO RICO:					
Court of First Instance	G	New filings		Yes/No	No

(continued on next page)

FIGURE H: Method of Counting Civil Cases in State Trial Courts, 1999 (continued)

State/Court name:	Jurisdiction	Are reopened cases counted as new filings, or identified separately as reopened cases?	Qualifications or Conditions	Are enforcement/collection proceedings counted? If yes, are they counted separately from new case filings?	Are temporary injunctions counted? If yes, are they counted separately from new case filings?
RHODE ISLAND:					
Superior Court	G	Reopened		No	Yes/No
District Court	L	Reopened		No	Yes/Yes
Family Court	L	Reopened		No	Yes/Yes
Probate Court	L	NA		NA	NA
SOUTH CAROLINA:					
Circuit Court	G	New filings		No	No (Permanent
Family Court	L	New filings		No	No injunctions
Magistrate Court	L	New filings		No	No are counted
Probate Court	L	New filings		No	No as a new filing)
SOUTH DAKOTA:					
Circuit Court	G	NC		No	Yes/No
TENNESSEE:					
Circuit Court	G	Reopened	(varies based on local practice)		(varies based on local practice)
Chancery Court	G	Reopened	(varies based on local practice)		(varies based on local practice)
General Sessions Court	L	Reopened	(varies based on local practice)		(varies based on local practice)
TEXAS:					
District Court	G	Reopened		No	No
Constitutional County Court	L	Reopened		No	No
County Court at Law	L	Reopened		No	No
Justice Court	L	New filings		No	No
UTAH:					
District Court	G	NC		No	Yes/No
Justice Court	L	NC		No	Yes/No
VERMONT:					
Superior Court	G	Reopened		No	Yes/No
District Court	G	Reopened		No	Yes/No
Family Court	G	Reopened		No	Yes/No
Probate Court	L	Reopened		No	N/Applicable
VIRGINIA:					
Circuit Court	G	Reopened	Reinstated cases		
District Court	L	New filings		Yes/No	No
WASHINGTON:					
Superior Court	G	Reopened		No	Yes/No
Municipal Court	L	New filings		NA	NA
District Court	L	New filings		No	NA
WEST VIRGINIA:					
Circuit Court	G	NC		No	Yes/No
Magistrate Court	L	NC		No	N/Applicable

(continued on next page)

FIGURE H: Method of Counting Civil Cases in State Trial Courts, 1999 (continued)

State/Court name:	Jurisdiction	Are reopened cases counted as new filings, or identified separately as reopened cases?	Qualifications or Conditions	Are enforcement/collection proceedings counted? If yes, are they counted separately from new case filings?	Are temporary injunctions counted? If yes, are they counted separately from new case filings?
WISCONSIN:					
Circuit Court	G	New filings	Identified with R (reopened) suffix, but included in total count	No	Yes/Yes
WYOMING:					
District Court	G	Reopened		No	No
Justice of the Peace Court	L	Reopened		No	NA
County Court	L	Reopened		No	NA

JURISDICTION CODES:

- G = General Jurisdiction Court
- L = Limited Jurisdiction Court
- NA = Information is not available
- NC = Information is not collected/counted
- N/Applicable = Civil case types heard by this court are not applicable to this figure.

Source: State administrative offices of the courts.

Sate Court Caseload Tables

1999 State Court Caseload Tables

- 105 TABLE 1: Reported National Caseload for State Appellate Courts, 1999. Mandatory jurisdiction cases and discretionary jurisdiction petitions in courts of last resort and intermediate appellate courts.
- 106 TABLE 2: Reported Total Caseload for All State Appellate Courts, 1999. Total mandatory cases, total discretionary petitions, and total discretionary petitions granted that are filed and disposed. The number of and filed-per-judge figures for both the sum of mandatory cases and discretionary petitions, and the sum of mandatory cases and discretionary petitions granted. Court type and the point at which cases are counted.
- 117 TABLE 3: Selected Caseload and Processing Measures for Mandatory Cases in State Appellate Courts, 1999. Court type. Filed and disposed cases. Disposed as a percent of filed. Number of judges. Filed per judge. Filed per 100,000 total population.
- 123 TABLE 4: Selected Caseload and Processing Measures for Discretionary Petitions in State Appellate Courts, 1999. Court type. Filed and disposed cases. Disposed as a percent of filed. Number of judges. Filed per judge. Filed per 100,000 total population.
- 128 TABLE 5: Selected Caseload and Processing Measures for Discretionary Petitions Granted in State Appellate Courts, 1999. Court type. Filed, filed granted, and granted disposed cases. Granted as a percent of filed. Disposed as a percent of granted. Number of judges. Filed granted per judge.
- 133 TABLE 6: Opinions Reported by State Appellate Courts, 1999. Opinion unit of count. Composition of opinion count. Signed opinions. Number of justices/judges. Number of opinions/judge. Number of lawyer support personnel.
- 137 TABLE 7: Reported National Civil and Criminal Caseloads for State Trial Courts, 1999. Civil and criminal cases in general jurisdiction and limited jurisdiction courts.
- 139 TABLE 8: Reported Grand Total State Trial Court Caseload, 1999. Jurisdiction, parking, criminal unit of count, and support/custody codes. Case filings and dispositions. Dispositions as a percentage of filings. Filings per 100,000 total population.
- 147 TABLE 9: Reported Total State Trial Court Civil Caseload, 1999. Jurisdiction, support/custody codes. Case filings and dispositions. Dispositions as a percentage of filings. Filings per 100,000 total population.
- 155 TABLE 10: Reported Total State Trial Court Criminal Caseload, 1999. Jurisdiction, criminal unit of count, and point of filing codes. Case filings and dispositions. Dispositions as a percentage of filings. Filings per 100,000 adult population.
- 162 TABLE 11: Reported Total State Trial Court Traffic/Other Violation Caseload, 1999. Jurisdiction, parking codes. Case filings and dispositions. Dispositions as a percentage of filings. Filings per 100,000 total population.
- 168 TABLE 12: Reported Total State Trial Court Juvenile Caseload, 1999. Jurisdiction, point of filing codes. Case filings and dispositions. Dispositions as a percentage of filings. Filings per 100,000 juvenile population.
- 172 TABLE 13: Mandatory Caseload in State Appellate Courts, 1990-1999. Case filings and dispositions, 1990-1999.
- 182 TABLE 14: Discretionary Petitions in State Appellate Courts, 1990-1999. Case filings and dispositions, 1990-1999.
- 190 TABLE 15: Felony Caseload in State Trial Courts of General Jurisdiction, 1990-1999. Case filings, 1990-1999.
- 194 TABLE 16: Tort Caseload in State Trial Courts of General Jurisdiction, 1990-1999. Case filings, 1990-1999.

TABLE 1: Reported National Caseload for State Appellate Courts, 1999

<u>Reported Caseload</u>	<u>Filed</u>	<u>Disposed</u>	
Courts of last resort:			
I. Mandatory jurisdiction appeals:			
A. Number of reported complete cases	29,950	30,057	
Number of courts reporting complete data	45	45	
B. Number of reported complete cases that include some discretionary petitions	4,182	3,340	
Number of courts reporting complete data with some discretionary petitions	6	6	
C. Number of reported cases that are incomplete	0	0	
Number of courts reporting incomplete data	0	0	
D. Number of reported cases that are incomplete and include some discretionary petitions	0	0	
Number of courts reporting incomplete data that include some discretionary petitions	0	0	
II. Discretionary jurisdiction petitions:			
A. Number of reported complete petitions	62,484	56,956	
Number of courts reporting complete petitions	46	41	
B. Number of reported complete petitions that include some mandatory cases	0	4,183	
Number of courts reporting complete petitions that include some mandatory cases	0	4	
C. Number of reported petitions that are incomplete	0	1,128	
Number of courts reporting incomplete petitions	0	1	
Intermediate appellate courts:			
I. Mandatory jurisdiction appeals:			
A. Number of reported complete cases	133,659	133,636	
Number of courts reporting complete data	37	33	
B. Number of reported complete cases that include some discretionary petitions	31,729	46,414	
Number of courts reporting complete data with some discretionary petitions	8	12	
C. Number of reported cases that are incomplete	0	0	
Number of courts reporting incomplete data	0	0	
II. Discretionary jurisdiction petitions:			
A. Number of reported complete petitions	30,350	31,498	
Number of courts reporting complete petitions	18	18	
B. Number of reported complete petitions that include some mandatory cases	0	0	
Number of courts reporting complete petitions that include some mandatory cases	0	0	
C. Number of reported petitions that are incomplete	0	0	
Number of courts reporting incomplete petitions	0	0	
Summary section for all appellate courts:			
	<u>Reported Filings</u>		
	<u>COLR</u>	<u>IAC</u>	<u>Total</u>
A. Number of reported complete cases/petitions	92,434	164,009	256,443
B. Number of reported complete cases/petitions that include other case types	4,182	31,729	35,911
C. Number of reported cases/petitions that are incomplete	0	0	0
D. Number of reported cases/petitions that are incomplete and include other case types	0	0	0
Total	96,616	195,738	292,354
	<u>Reported Dispositions</u>		
	<u>COLR</u>	<u>IAC</u>	<u>Total</u>
A. Number of reported complete cases/petitions	87,013	165,174	252,187
B. Number of reported complete cases/petitions that include other case types	7,523	46,414	53,937
C. Number of reported cases/petitions that are incomplete	1,128	0	1,128
D. Number of reported cases/petitions that are incomplete and include other case types	0	0	0
Total	95,664	211,588	307,252

TABLE 2: Reported Total Caseload for All State Appellate Courts, 1999

State/Court name:	TOTAL CASES FILED						
	Total mandatory cases filed	Total discretionary petitions filed	Total discretionary petitions filed granted	Sum of mandatory cases and discretionary petitions filed		Sum of mandatory cases and discretionary petitions filed granted	
				Number	Filed per judge	Number	Filed per judge
States with one court of last resort and one intermediate appellate court							
ALASKA							
Supreme Court	285	187	16	472	94	301	60
Court of Appeals	301	45	6	346	115	307	102
State Total	586	232	22	818	102	608	76
ARIZONA							
Supreme Court	73	1,209	NA	1,282	256		
Court of Appeals	3,553	157	NA	3,710	169		
State Total	3,626	1,366		4,992	185		
ARKANSAS							
Supreme Court	370 C	(B)	104	370	53	474	68
Court of Appeals	1,300	136	18	1,436	120	1,318	110
State Total	1,670 *		122	1,806	95	1,792	94
CALIFORNIA							
Supreme Court	45	8,265	98 A	8,310	1,187	143	20
Courts of Appeal	16,186	8,915	NA	25,101	270		
State Total	16,231	17,180		33,411	334		
COLORADO							
Supreme Court	147 A	1,378	NA	1,525	218		
Court of Appeals	2,647	NJ	NJ	2,647	165	2,647	165
State Total	2,794 *	1,378		4,172	181		
CONNECTICUT							
Supreme Court	29	365	61	394	56	90	13
Appellate Court	1,182 B	NA	NA				
State Total	1,211 *						
FLORIDA							
Supreme Court	117	2,629	NA	2,746	392		
District Courts of Appeal	17,424	3,788	NA	21,212	348		
State Total	17,541	6,417		23,958	352		
GEORGIA							
Supreme Court	586	1,148	56	1,734	248	642	92
Court of Appeals	2,916	434	101	3,350	335	3,017	302
State Total	3,502	1,582	157	5,084	299	3,659	215
HAWAII							
Supreme Court	730	78	31	808	162	761	152
Intermediate Court of Appeals	229	NJ	NJ	229	57	229	57
State Total	959	78	31	1,037	115	990	110
IDAHO							
Supreme Court	424 C	82	68	506	101	492	98
Court of Appeals	345	NJ	NJ	345	115	345	115
State Total	769 *	82	68	851	106	837	105
ILLINOIS **							
Supreme Court	1,026	2,200	101	3,226	461	1,127	161
Appellate Court	9,212 B	(B)	NA	9,212	177		
State Total	10,238 *			12,438	211		

TOTAL CASES DISPOSED

<u>Total mandatory cases disposed</u>	<u>Total discretionary petitions disposed</u>	<u>Total discretionary petitions granted disposed</u>	<u>Sum of mandatory cases and discretionary petitions disposed</u>	<u>Sum of mandatory cases and discretionary petitions granted disposed</u>	<u>Court type</u>	<u>Point at which cases are counted</u>
260	199	30	459	290	COLR	1
317	38	NA	355		IAC	1
577	237		814			
74	1,287	NA	1,361		COLR	6
3,416	163	NA	3,579		IAC	6
3,490	1,450		4,940			
380 C	(B)	104	380	484	COLR	2
1,354	140	16	1,494	1,370	IAC	2
1,734 *		120	1,874	1,854		
9	8,599	98	8,608	107	COLR	6
18,941	9,422	NA	28,363		IAC	2
18,950	18,021		36,971			
(B)	1,615 B	NA	1,615		COLR	1
2,443	NJ	NJ	2,443	2,443	IAC	1
	1,615 *		4,058			
(B)	216 B	NA	216		COLR	1
1,091 B	(B)	NA	1,091		IAC	1
			1,307			
94	2,422	NA	2,516		COLR	1
18,227	4,402	NA	22,629		IAC	1
18,321	6,824		25,145			
631	1,066	51	1,697	682	COLR	2
2,906	438	101	3,344	3,007	IAC	2
3,537	1,504	152	5,041	3,689		
763	82	NA	845		COLR	2
200	NJ	NJ	200	200	IAC	2
963	82		1,045			
417 C	86	58	503	475	COLR	1
276	NJ	NJ	276	276	IAC	4
693 *	86	58	779	751		
1,255	2,208	0	3,463	1,255	COLR	1
9,113 B	(B)	NA	9,113		IAC	1
10,368 *			12,576			

(continued on next page)

TABLE 2: Reported Total Caseload for All State Appellate Courts, 1999 (continued)

State/Court name:	TOTAL CASES FILED						
	Total mandatory cases filed	Total discretionary petitions filed	Total discretionary petitions filed granted	Sum of mandatory cases and discretionary petitions filed		Sum of mandatory cases and discretionary petitions filed granted	
				Number	Filed per judge	Number	Filed per judge
IOWA							
Supreme Court	1,194 B	(B)	2	1,194	149	1,196	150
Court of Appeals	873	NJ	NJ	873	97	873	97
State Total	2,067 *		2	2,067	122	2,069	122
KANSAS							
Supreme Court	198	981	17	1,179	168	215	31
Court of Appeals	1,899 B	(B)	NA	1,899	190		
State Total	2,097 *			3,078	181		
KENTUCKY							
Supreme Court	434	803	NA	1,237	177		
Court of Appeals	3,064	84	NA	3,148	225		
State Total	3,498	887		4,385	209		
LOUISIANA							
Supreme Court	195	3,457	337	3,652	457	532	67
Courts of Appeal	4,220	6,901	2,000	11,121	206	6,220	115
State Total	4,415	10,358	2,337	14,773	238	6,752	109
MARYLAND							
Court of Appeals	280	702	98	982	140	378	54
Court of Special Appeals	1,962	392	12	2,354	181	1,974	152
State Total	2,242	1,094	110	3,336	167	2,352	118
MASSACHUSETTS							
Supreme Judicial Court	288	781	79	1,069	153	367	52
Appeals Court	2,298	821	NA	3,119	223		
State Total	2,586	1,602		4,188	199		
MICHIGAN							
Supreme Court	4	2,242	56	2,246	321	60	9
Court of Appeals	4,214	3,517	NA	7,731	276		
State Total	4,218	5,759		9,977	285		
MINNESOTA							
Supreme Court	120	656	74	776	111	194	28
Court of Appeals	1,895	35	NA	1,930	121		
State Total	2,015	691		2,706	118		
MISSISSIPPI							
Supreme Court	1,065 B	NA	NA				
Court of Appeals	535	0	1	535	54	536	54
State Total	1,600			181	173		
MISSOURI							
Supreme Court	223	577	52	800	114	275	39
Court of Appeals	3,678	NJ	NJ	3,678	115	3,678	115
State Total	3,901	577	52	4,478	115	3,953	101
NEBRASKA							
Supreme Court	52	306	NA	358	51		
Court of Appeals	1,414 B	(B)	NJ	1,414	202	1,414	202
State Total	1,466 *			1,772	127		

TOTAL CASES DISPOSED

<u>Total mandatory cases disposed</u>	<u>Total discretionary petitions disposed</u>	<u>Total discretionary petitions granted disposed</u>	<u>Sum of mandatory cases and discretionary petitions disposed</u>	<u>Sum of mandatory cases and discretionary petitions granted disposed</u>	<u>Court type</u>	<u>Point at which cases are counted</u>
327 B	1,694	NA	2,021		COLR	1
766	NJ	NJ	766	766	IAC	4
1,093 *	1,694		2,787			
1,114 B	(B)	NA	1,114		COLR	5
2,067 B	(B)	NA	2,067		IAC	5
3,181 *			3,181			
394	746	NA	1,140		COLR	6
3,162	93	NA	3,255		IAC	3
3,556	839		4,395			
159	3,131	411	3,290	570	COLR	2
4,291	6,984	1,995	11,275	6,286	IAC	2
4,450	10,115	2,406	14,565	6,856		
235	702	NA	937		COLR	2
1,863	392	NA	2,255		IAC	2
2,098	1,094		3,192			
144	781	NA	925		COLR	2
2,264	821	NA	3,085		IAC	2
2,408	1,602		4,010			
(B)	2,568 B	NA	2,568		COLR	1
4,239 B	(B)	NA	4,239		IAC	1
			6,807			
113	573	78	686	191	COLR	1
1,649	33	NA	1,682		IAC	1
1,762	606		2,368			
738	NA	NA			COLR	2
535	0	NA	535	NA	IAC	2
1,273						
215	603	56	818	271	COLR	1
3,927	NJ	NJ	3,927	3,927	IAC	1
4,142	603	56	4,745	4,198		
NA	(B)	NA			COLR	1
1,205 B	(B)	NJ	1,205	1,205		1

(continued on next page)

TABLE 2: Reported Total Caseload for All State Appellate Courts, 1999 (continued)

State/Court name:	TOTAL CASES FILED						
	Total mandatory cases filed	Total discretionary petitions filed	Total discretionary petitions filed granted	Sum of mandatory cases and discretionary petitions filed		Sum of mandatory cases and discretionary petitions filed granted	
				Number	Filed per judge	Number	Filed per judge
NEW JERSEY							
Supreme Court	522	2,969	112	3,491	499	634	91
Appellate Div. of Super. Ct.	7,361	0	NA	7,361	223		
State Total	7,883	2,969		10,852	271		
NEW MEXICO ***							
Supreme Court	59	513	29	572	114	88	18
Court of Appeals	906	60	NA	966	97		
State Total	965	573		1,538	103		
NORTH CAROLINA							
Supreme Court	78	609	86	687	98	164	23
Court of Appeals	1,719	633	68	2,352	196	1,787	149
State Total	1,797	1,242	154	3,039	160	1,951	103
OHIO							
Supreme Court	674	1,653	222	2,327	332	896	128
Courts of Appeals	11,079	NJ	NJ	11,079	168	11,079	168
State Total	11,753	1,653	222	13,406	184	11,975	164
OREGON							
Supreme Court	248	1,037	0	1,285	184	248	35
Court of Appeals	4,024	NJ	NJ	4,024	402	4,024	402
State Total	4,272	1,037	0	5,309	312	4,272	251
PUERTO RICO							
Supreme Court	129	1,002	NA	1,131	162		
Circuit Court of Appeals	1,410	2,121	NA	3,531	107		
State Total	1,539	3,123		4,662	117		
SOUTH CAROLINA							
Supreme Court	258	1,109	129	1,367	273	387	77
Court of Appeals	925	NJ	NJ	925	103	925	103
State Total	1,183	1,109	129	2,292	164	1,312	94
UTAH							
Supreme Court	662 B	NA	NA				
Court of Appeals	748 B	(B)	NA	748	107		
State Total	1,410 *						
VIRGINIA****							
Supreme Court	150	2,881	223	3,031	433	373	53
Court of Appeals	695	2,415	477	3,110	311	1,172	117
State Total	845	5,296	700	6,141	361	1,545	91
WASHINGTON							
Supreme Court	73 B	1,355 A	NA	1,428	159		
Court of Appeals	3,613	350	NA	3,963	180		
State Total	3,686 *	1,705 *		5,391	174		
WISCONSIN							
Supreme Court	NJ	1,101	0	1,101	157		
Court of Appeals	3,279 B	(B)	NA	3,279	205		
State Total	3,279 *			4,380	190		

TOTAL CASES DISPOSED

Total mandatory cases disposed	Total discretionary petitions disposed	Total discretionary petitions granted disposed	Sum of mandatory cases and discretionary petitions disposed	Sum of mandatory cases and discretionary petitions granted disposed	Court type	Point at which cases are counted
478	2,808	NA	3,286		COLR	1
7,483	0	NA	7,483		IAC	1
7,961	2,808		10,769			
49	513	29	562	78	COLR	5
939 B	(B)	NA	939		IAC	5
988 *			1,501			
91	616	105	707	196	COLR	2
1,631	563	NA	2,194		IAC	2
1,722	1,179		2,901			
722	1,565	NA	2,287		COLR	1
11,509	NJ	NJ	11,509	11,509	IAC	1
12,231	1,565		13,796			
290 B	1,013	(B)	1,303	290	COLR	1
4,107	NJ	NJ	4,107	4,107	IAC	1
4,397 *	1,013		5,410	4,397		
144	1,085	NA	1,229		COLR	1
1,551	2,278	NA	3,829		IAC	1
1,695	3,363		5,058			
271		4	271	275	COLR	2
1,062	NJ	NJ	1,062	1,062	IAC	4
1,333	0	4	1,333	1,337		
622 B	NA	NA			COLR	1
711 B	(B)	NA	711		IAC	1
1,333 *						
113	2,810	0	2,923	113	COLR	1
656	2,458	NA	3,114		IAC	1
769	5,268		6,037			
76 B	1,259 A	NA	1,335		COLR	6
4,079	386	NA	4,465		IAC	6
4,155 *	1,645 *		5,800			
NJ	1,128	101	1,128	101	COLR	6
3,409 B	(B)	NA	3,409		IAC	6
3,409 *			4,537			

(continued on next page)

TABLE 2: Reported Total Caseload for All State Appellate Courts, 1999 (continued)

State/Court name:	TOTAL CASES FILED						
	Total mandatory cases filed	Total discretionary petitions filed	Total discretionary petitions filed granted	Sum of mandatory cases and discretionary petitions filed		Sum of mandatory cases and discretionary petitions filed granted	
				Number	Filed per judge	Number	Filed per judge
States with no intermediate appellate court							
DELAWARE							
Supreme Court	558	0	NA	558	112		
DISTRICT OF COLUMBIA							
Court of Appeals	1,757	26	NA	1,783	198		
MAINE							
Supreme Judicial Court	752 B	(B)	NA	752	107		
MONTANA							
Supreme Court	653	53	NA	706	101		
NEVADA							
Supreme Court	1,894	NJ	NJ	1,894	271	1,894	271
NEW HAMPSHIRE							
Supreme Court	NJ	826	NA	826	165		
NORTH DAKOTA							
Supreme Court	370	12	NA	382	76		
RHODE ISLAND							
Supreme Court	383	191	5	574	115	388	78
SOUTH DAKOTA							
Supreme Court	436 B	62 A	0	498	100	436	87
VERMONT							
Supreme Court	555	29	NA	584	117		
WEST VIRGINIA							
Supreme Court of Appeals	NJ	3,539	1,251	3,539	708	1,251	250
WYOMING							
Supreme Court	355	NJ	NJ	355	71	355	71

TOTAL CASES DISPOSED

<u>Total mandatory cases disposed</u>	<u>Total discretionary petitions disposed</u>	<u>Total discretionary petitions granted disposed</u>	<u>Sum of mandatory cases and discretionary petitions disposed</u>	<u>Sum of mandatory cases and discretionary petitions granted disposed</u>	<u>Court type</u>	<u>Point at which cases are counted</u>
527	0	NA	527		COLR	1
1,793	37	NA	1,830		COLR	1
719 B	(B)	NA	719		COLR	1
564	106	NA	670		COLR	1
2,073	NJ	NJ	2,073	2,073	COLR	2
NJ	1,000	NA	1,000		COLR	1
380	12	NA	392		COLR	1
369	208	NA	577		COLR	1
482 B	(B)	NA	482		COLR	2
612	29	NA	641		COLR	1
NJ	3,089	0	3,089	0	COLR	1
372	NJ	NJ	372	372	COLR	1

(continued on next page)

TABLE 2: Reported Total Caseload for All State Appellate Courts, 1999 (continued)

State/Court name:	TOTAL CASES FILED						
	Total mandatory cases filed	Total discretionary petitions filed	Total discretionary petitions filed granted	Sum of mandatory cases and discretionary petitions filed		Sum of mandatory cases and discretionary petitions filed granted	
				Number	Filed per judge	Number	Filed per judge
States with multiple appellate courts at any level							
ALABAMA							
Supreme Court	784	1,107	NA	1,891	210		
Court of Civil Appeals	1,437	NJ	NJ	1,437	287	1,437	287
Court of Criminal Appeals	2,513	NJ	NJ	2,513	503	2,513	503
State Total	4,734	1,107		5,841	307		
INDIANA							
Supreme Court	314	815	NA	1,129	226		
Court of Appeals	2,053	NA	190	2,243	150		
Tax Court	240	NJ	NJ	240	16	240	16
State Total	2,607						
NEW YORK							
Court of Appeals	350	4,320	NA	4,670	667		
Appellate Div. of Sup. Ct.	11,745 B	(B)	NA	11,745	210		
Appellate Terms of Sup. Ct.	2,250 B	(B)	NA	2,250	150		
State Total	14,345 *			18,665	239		
OKLAHOMA *****							
Supreme Court	1,339	502	NA	1,841	205		
Court of Criminal Appeals	1,581	NJ	NJ	1,581	316	1,581	316
Court of Appeals	499	NJ	NJ	499	42	499	42
State Total	3,419	502		3,921	151		
PENNSYLVANIA							
Supreme Court	507	3,496	NA	4,003	572		
Superior Court	7,299	NJ	NJ	7,299	487	7,299	487
Commonwealth Court	4,490 A	NA	NA				
State Total	12,296 *						
TENNESSEE							
Supreme Court	264	1,001	100	1,265	253	364	73
Court of Criminal Appeals	1,182	107	18	1,289	107	1,200	100
Court of Appeals	1,278	260	160	1,538	128	1,438	120
State Total	2,724	1,368	278	4,092	141	3,002	104
TEXAS							
Supreme Court	4	1,818	115	1,822	202	119	13
Court of Criminal Appeals	8,769	2,060	163	10,829	1,203	8,932	992
Courts of Appeals	12,291	NJ	NJ	12,291	154	12,291	154
State Total	21,064	3,878	278	24,942	255	21,342	218

COURT TYPE:

COLR = Court of last resort
 IAC = Intermediate appellate court

POINTS AT WHICH CASES ARE COUNTED:

- 1 = At the notice of appeal
- 2 = At the filing of trial record
- 3 = At the filing of trial record and complete briefs
- 4 = At transfer
- 5 = Other
- 6 = Varies

TOTAL CASES DISPOSED

<u>Total mandatory cases disposed</u>	<u>Total discretionary petitions disposed</u>	<u>Total discretionary petitions granted disposed</u>	<u>Sum of mandatory cases and discretionary petitions disposed</u>	<u>Sum of mandatory cases and discretionary petitions granted disposed</u>	<u>Court type</u>	<u>Point at which cases are counted</u>
701	901	NA	1,602		COLR	1
1,458	NJ	NJ	1,458	1,458	IAC	1
2,469	NJ	NJ	2,469	2,469	IAC	1
4,628	901		5,529			
295	805	0	1,100	295	COLR	6
2,216	NA	190		2,406	IAC	6
134	NJ	NJ	134	134	IAC	6
2,645		190		2,835		
208	4,321	138	4,529	346	COLR	1
19,074 B	(B)	NA	19,074		IAC	2
2,250 B	(B)	NA	2,250		IAC	2
21,532 *			25,853			
1,625	502	NA	2,127		COLR	1
1,674	NJ	NJ	1,674	1,674	COLR	2
737	NJ	NJ	737	737	IAC	4
4,036	502		4,538			
1,016	3,709	NA	4,725		COLR	6
8,597	NJ	NJ	8,597	8,597	IAC	1
5,964 A	NA	NA			IAC	1
15,577 *						
NA	1,028	NA			COLR	1
1,372 B	101	(B)	1,473	1,372	IAC	1
1,144 B	131	(B)	1,275	1,144	IAC	1
	1,260					
4	1,454	0	1,458	4	COLR	1
7,914	2,319	186	10,233	8,100	COLR	5
13,150	NJ	NJ	13,150	13,150	IAC	1
21,068	3,773	186	24,841	21,254		

NOTE:

NA = Indicates that the data are unavailable. Blank spaces indicate that a calculation is inappropriate.

NJ = This case type is not handled in this court.

() = **Mandatory and discretionary jurisdiction** cases cannot be separately identified. Data are reported within the jurisdiction where the court has the majority of its caseload.

(continued on next page)

TABLE 2: Reported Total Caseload for All State Appellate Courts, 1999 (continued)

QUALIFYING FOOTNOTES:

An absence of a qualifying footnote indicates that the data are complete.

* See the qualifying footnote for each court within the state. Each footnote has an effect on the state's total.

** Total mandatory cases filed and disposed in the Illinois Supreme Court do not include the **miscellaneous record cases**.

*** Total mandatory cases filed in the New Mexico Supreme Court do not include **petitions for extension of time** in criminal cases.

**** Total cases filed in the Virginia Supreme Court reflect data reported by the clerk's office.

***** Oklahoma appellate data were not available for 1999. Data are repeated from 1998.

A: The following courts' data are incomplete:

- California—Supreme Court—Total **discretionary petitions granted** filed data do not include **original proceedings**.
- Colorado—Supreme Court—Total **mandatory** filed data do not include some reopened cases, some **disciplinary matters**, and some **interlocutory decisions**.
- Pennsylvania—Commonwealth Court—Total **mandatory** filed and disposed data do not include some **administrative agency** cases and some **original proceedings**.
- South Dakota—Supreme Court—Total **discretionary petitions** filed data do not include some **advisory opinions**, which are reported with **mandatory jurisdiction** cases.
- Washington—Supreme Court—Total **discretionary petitions** filed and disposed data do not include some civil and criminal **discretionary petitions**.

B: The following courts' data are overinclusive:

- Colorado—Supreme Court—Total **discretionary petitions** disposed data include all **mandatory jurisdiction** cases.
- Connecticut—Appellate Court—Total **mandatory** filed and disposed data include **discretionary petitions**.
- Illinois—Appellate Court—Total **mandatory** filed and disposed data include all **discretionary petitions**.
- Iowa—Supreme Court—Total **mandatory** filed and disposed data include some **discretionary petitions**.
- Kansas—Supreme Court—Total **mandatory** disposed data include **discretionary petitions** that were disposed.
—Court of Appeals—Total **mandatory** filed and disposed data include all **discretionary petitions**.
- Maine—Supreme Judicial Court—Total **mandatory** filed and disposed data include **discretionary petitions**.
- Michigan—Supreme Court—Total **discretionary petitions** disposed data include **mandatory cases** disposed.
—Court of Appeals—Total **mandatory cases** disposed data include **discretionary petitions**.
- Mississippi—Supreme Court—Total **mandatory** filed data include all **discretionary petitions**.
- Nebraska—Court of Appeals—Total **mandatory** filed and disposed data include all **discretionary petitions**.

New Mexico—Court of Appeals—Total **mandatory** disposed data include all **discretionary petitions**.

New York—Appellate Divisions of Supreme Court—Total **mandatory** filed and disposed data include all **discretionary petitions** that were disposed.

—Appellate Terms of Supreme Court—Total **mandatory** filed and disposed data include **discretionary petitions**.

Oregon—Supreme Court—Total **mandatory** disposed data include all **discretionary petitions** that were **granted**.

South Dakota—Supreme Court—Total **mandatory** filed data include **discretionary advisory opinions**. Total **mandatory** disposed data include all **discretionary petitions** that were disposed.

Tennessee—Court of Criminal Appeals—Total **mandatory** disposed data include **discretionary petitions filed granted, and disposed**.

—Court of Appeals—Total **mandatory** disposed data include **discretionary petitions filed granted, and disposed**.

Utah—Supreme Court—Total **mandatory** filed and disposed data include all **discretionary petitions**.

—Court of Appeals—Total **mandatory** filed and disposed data include all **discretionary petitions**.

Washington—Supreme Court—Total **mandatory** filed and disposed data include some **discretionary petitions**.

Wisconsin—Court of Appeals—Total **mandatory** filed and disposed data include all **discretionary petitions**.

C: The following courts' data are both incomplete and overinclusive:

- Arkansas—Supreme Court—Total **mandatory** filed and disposed data include a few **discretionary petitions**, but do not include mandatory **attorney disciplinary** cases and **certified questions** from the federal courts.
- Idaho—Supreme Court—Total **mandatory** filed and disposed data include **discretionary original proceedings, interlocutory decisions** and **advisory opinions**, but do not include mandatory **interlocutory decisions**.

TABLE 3: Selected Caseload and Processing Measures for Mandatory Cases in State Appellate Courts, 1999

<u>State/Court name:</u>	<u>Court type</u>	<u>Filed</u>	<u>Disposed</u>	<u>Disposed as a percent of filed</u>	<u>Number of judges</u>	<u>Filed per judge</u>	<u>Filed per 100,000 population</u>
States with one court of last resort and one intermediate appellate court							
ALASKA							
Supreme Court	COLR	285	260	91	5	57	46
Court of Appeals	IAC	301	317	105	3	100	49
State Total		586	577	98	8	73	95
ARIZONA							
Supreme Court	COLR	73	74	101	5	15	2
Court of Appeals	IAC	3,553	3,416	96	22	162	74
State Total		3,626	3,490	96	27	134	76
ARKANSAS							
Supreme Court	COLR	370 C	380 C	103	7	53	15
Court of Appeals	IAC	1,300	1,354	104	12	108	51
State Total		1,670 *	1,734 *	104	19	88	65
CALIFORNIA							
Supreme Court	COLR	45	9	20	7	6	1
Courts of Appeal	IAC	16,186	18,941	117	93	174	49
State Total		16,231	18,950	117	100	162	49
COLORADO							
Supreme Court	COLR	147 A	(B)		7	21	4
Court of Appeals	IAC	2,647	2,443	92	16	165	65
State Total		2,794 *	2,443		23	121	69
CONNECTICUT							
Supreme Court	COLR	29	(B)		7	4	1
Appellate Court	IAC	1,182 B	1,091 B	92	9	131	36
State Total		1,211 *	1,091 *	90	16	76	37
FLORIDA							
Supreme Court	COLR	117	94	80	7	17	1
District Courts of Appeal	IAC	17,424	18,227	105	61	286	115
State Total		17,541	18,321	104	68	258	116
GEORGIA							
Supreme Court	COLR	586	631	108	7	84	8
Court of Appeals	IAC	2,916	2,906	100	10	292	37
State Total		3,502	3,537	101	17	206	45
HAWAII							
Supreme Court	COLR	730	763	105	5	146	62
Intermediate Court of Appeals	IAC	229	200	87	4	57	19
State Total		959	963	100	9	107	81
IDAHO							
Supreme Court	COLR	424 C	417 C	98	5	85	34
Court of Appeals	IAC	345	276	80	3	115	28
State Total		769 *	693 *	90	8	96	61
ILLINOIS							
Supreme Court	COLR	1,026	1,255	122	7	147	8
Appellate Court	IAC	9,212 B	9,113 B	99	52	177	76
State Total		10,238 *	10,368 *	101	59	174	84

(continued on next page)

TABLE 3: Selected Caseload and Processing Measures for Mandatory Cases in State Appellate Courts, 1999 (continued)

State/Court name:	Court type	Filed	Disposed	Disposed as a percent of filed	Number of judges	Filed per judge	Filed per 100,000 population
IOWA							
Supreme Court	COLR	1,194 B	327 B	27	8	149	42
Court of Appeals	IAC	873	766	88	9	97	30
State Total		2,067 *	1,093 *	53	17	122	72
KANSAS							
Supreme Court	COLR	198	1,114 B		7	28	7
Court of Appeals	IAC	1,899 B	2,067 B	109	10	190	72
State Total		2,097 *	3,181 *		17	123	79
KENTUCKY							
Supreme Court	COLR	434	394	91	7	62	11
Court of Appeals	IAC	3,064	3,162	103	14	219	77
State Total		3,498	3,556	102	21	167	88
LOUISIANA							
Supreme Court	COLR	195	159	82	8	24	4
Courts of Appeal	IAC	4,220	4,291	102	54	78	97
State Total		4,415	4,450	101	62	71	101
MARYLAND							
Court of Appeals	COLR	280	235	84	7	40	5
Court of Special Appeals	IAC	1,962	1,863	95	13	151	38
State Total		2,242	2,098	94	20	112	43
MASSACHUSETTS							
Supreme Judicial Court	COLR	288	144	50	7	41	5
Appeals Court	IAC	2,298	2,264	99	14	164	37
State Total		2,586	2,408	93	21	123	42
MICHIGAN							
Supreme Court	COLR	4	(B)		7	1	0
Court of Appeals	IAC	4,214	4,239 B		28	151	43
State Total		4,218	4,239 *		35	121	43
MINNESOTA							
Supreme Court	COLR	120	113	94	7	17	3
Court of Appeals	IAC	1,895	1,649	87	16	118	40
State Total		2,015	1,762	87	23	88	42
MISSISSIPPI							
Supreme Court	COLR	1,065 B	738		9	118	38
Court of Appeals	IAC	535	535	100	10	54	20
State Total		1,600 *	1,273		19	84	59
MISSOURI							
Supreme Court	COLR	223	215	96	7	32	4
Court of Appeals	IAC	3,678	3,927	107	32	115	67
State Total		3,901	4,142	106	39	100	71
NEBRASKA							
Supreme Court	COLR	52	NA		7	7	3
Court of Appeals	IAC	1,414 B	1,205 B	85	7	202	85
State Total		1,466 *			14	105	88
NEW JERSEY							
Supreme Court	COLR	522	478	92	7	75	6
Appellate Div. of Super. Ct.	IAC	7,361	7,483	102	33	223	90
State Total		7,883	7,961	101	40	197	97

(continued on next page)

TABLE 3: Selected Caseload and Processing Measures for Mandatory Cases in State Appellate Courts, 1999 (continued)

State/Court name:	Court type	Filed	Disposed	Disposed as a percent of filed	Number of judges	Filed per judge	Filed per 100,000 population
NEW MEXICO							
Supreme Court	COLR	59	49	83	5	12	3
Court of Appeals	IAC	906	939 B		10	91	52
State Total		965	988 *		15	64	55
NORTH CAROLINA							
Supreme Court	COLR	78	91	117	7	11	1
Court of Appeals	IAC	1,719	1,631	95	12	143	22
State Total		1,797	1,722	96	19	95	23
OHIO							
Supreme Court	COLR	674	722	107	7	96	6
Courts of Appeals	IAC	11,079	11,509	104	66	168	98
State Total		11,753	12,231	104	73	161	104
OREGON							
Supreme Court	COLR	248	290 B		7	35	7
Court of Appeals	IAC	4,024	4,107	102	10	402	121
State Total		4,272	4,397 *		17	251	129
PUERTO RICO							
Supreme Court	COLR	129	144	112	7	18	3
Circuit Court of Appeals	IAC	1,410	1,551	110	33	43	38
State Total		1,539	1,695	110	40	38	41
SOUTH CAROLINA							
Supreme Court	COLR	258	271	105	5	52	7
Court of Appeals	IAC	925	1,062	115	9	103	24
State Total		1,183	1,333	113	14	85	30
UTAH							
Supreme Court	COLR	662 B	622 B	94	5	132	31
Court of Appeals	IAC	748 B	711 B	95	7	107	35
State Total		1,410 *	1,333 *	95	12	118	66
VIRGINIA							
Supreme Court	COLR	150	113	75	7	21	2
Court of Appeals	IAC	695	656	94	10	70	10
State Total		845	769	91	17	50	12
WASHINGTON							
Supreme Court	COLR	73 B	76 B	104	9	8	1
Court of Appeals	IAC	3,613	4,079	113	22	164	63
State Total		3,686 *	4,155 *	113	31	119	64
WISCONSIN							
Supreme Court	COLR	NJ	NJ		7		
Court of Appeals	IAC	3,279 B	3,409 B	104	16	205	62
State Total		3,279 *	3,409 *	104	23	143	62
States with no intermediate appellate court							
DELAWARE							
Supreme Court	COLR	558	527	94	5	112	74
DISTRICT OF COLUMBIA							
Court of Appeals	COLR	1,757	1,793	102	9	195	339

(continued on next page)

TABLE 3: Selected Caseload and Processing Measures for Mandatory Cases in State Appellate Courts, 1999 (continued)

State/Court name:	Court type	Filed	Disposed	Disposed as a percent of filed	Number of judges	Filed per judge	Filed per 100,000 population
MAINE							
Supreme Judicial Court	COLR	752 B	719 B	96	7	107	60
MONTANA							
Supreme Court	COLR	653	564	86	7	93	74
NEVADA							
Supreme Court	COLR	1,894	2,073	109	7	271	105
NEW HAMPSHIRE							
Supreme Court	COLR	NJ	NJ		5		
NORTH DAKOTA							
Supreme Court	COLR	370	380	103	5	74	58
RHODE ISLAND							
Supreme Court	COLR	383	369	96	5	77	39
SOUTH DAKOTA							
Supreme Court	COLR	436 B	482 B	111	5	87	59
VERMONT							
Supreme Court	COLR	555	612	110	5	111	93
WEST VIRGINIA							
Supreme Court of Appeals	COLR	NJ	NJ		5		
WYOMING							
Supreme Court	COLR	355	372	105	5	71	74
States with multiple appellate courts at any level							
ALABAMA							
Supreme Court	COLR	784	701	89	9	87	18
Court of Civil Appeals	IAC	1,437	1,458	101	5	287	33
Court of Criminal Appeals	IAC	2,513	2,469	98	5	503	58
State Total		4,734	4,628	98	19	249	108
INDIANA							
Supreme Court	COLR	314	295	94	5	63	5
Court of Appeals	IAC	2,053	2,216	108	15	137	35
Tax Court	IAC	240	134	56	1	240	4
State Total		2,607	2,645	101	21	124	44
NEW YORK							
Court of Appeals	COLR	350	208	59	7	50	2
Appellate Div. of Sup. Ct.	IAC	11,745 B	19,074 B	162	56	210	65
Appellate Terms of Sup. Ct.	IAC	2,250 B	2,050 B	91	15	150	12
State Total		14,345 *	21,332 *	149	78	184	79
OKLAHOMA							
Supreme Court	COLR	1,339	1,625	121	9	149	40
Court of Criminal Appeals	COLR	1,581	1,674	106	5	316	47
Court of Appeals	IAC	499	737	148	12	42	15
State Total		3,419	4,036	118	26	132	102

(continued on next page)

TABLE 3: Selected Caseload and Processing Measures for Mandatory Cases in State Appellate Courts, 1999 (continued)

State/Court name:	Court type	Filed	Disposed	Disposed as a percent of filed	Number of judges	Filed per judge	Filed per 100,000 population
PENNSYLVANIA							
Supreme Court	COLR	507	1,016	200	7	72	4
Superior Court	IAC	7,299	8,597	118	15	487	61
Commonwealth Court	IAC	4,490 A	5,964 A	133	9	499	37
State Total		12,296 *	15,577 *	127	31	397	103
TENNESSEE							
Supreme Court	COLR	264	NA		5	53	5
Court of Appeals	IAC	1,278	1,144 B		12	107	23
Court of Criminal Appeals	IAC	1,182	1,372 B		12	99	22
State Total		2,724			29	94	50
TEXAS							
Supreme Court	COLR	4	4	100	9	0	0
Court of Criminal Appeals	COLR	8,769	7,914	90	9	974	44
Courts of Appeals	IAC	12,291	13,150	107	80	154	61
State Total		21,064	21,068	100	98	215	105

COURT TYPE:

COLR = Court of Last Resort
 IAC = Intermediate Appellate Court

NOTE:

NA = Data are unavailable. Blank spaces indicate that a calculation is inappropriate.
 NJ = This case type is not handled in this court.
 (B) = **Mandatory jurisdiction** cases cannot be separately identified and are reported with **discretionary petitions**. (See Table 4.)

QUALIFYING FOOTNOTES:

The absence of a qualifying footnote indicates that data are complete.

* See the qualifying footnote for each court in the state. Each footnote has an effect on the state total.

A: The following courts' data are incomplete:

Colorado—Supreme Court—Total **mandatory** filed data do not include some reopened cases, some **disciplinary matters**, and some **interlocutory decisions**.
 Pennsylvania—Commonwealth Court—Total **mandatory** filed and disposed data do not include some **administrative agency** cases and some **original proceedings**.

B: The following courts' data are overinclusive:

Connecticut—Appellate Court—Total **mandatory** filed and disposed data include all **discretionary petitions**.
 Illinois—Appellate Court—Total **mandatory** filed and disposed data include all **discretionary petitions**.
 Iowa—Supreme Court—Total **mandatory** filed and disposed data include **discretionary petitions**.
 Kansas—Supreme Court—Total **mandatory** disposed data include **discretionary petitions** that were disposed.
 —Court of Appeals—Total **mandatory** filed and disposed data include all **discretionary petitions**.
 Maine—Supreme Judicial Court—Total **mandatory** filed and disposed data include **discretionary petitions**.
 Michigan—Court of Appeals—Total **mandatory** disposed data include **discretionary petitions**.
 Mississippi—Supreme Court—Total **mandatory** filed data include all **discretionary petitions**.
 Nebraska—Court of Appeals—Total **mandatory** filed and disposed data include all **discretionary petitions**.
 New Mexico—Court of Appeals—Total **mandatory** disposed data include all **discretionary petitions**.
 New York—Appellate Divisions of Supreme Court—Total **mandatory** filed and disposed data include **discretionary petitions**.
 —Appellate Terms of Supreme Court—Total **mandatory** filed and disposed data include **discretionary petitions**.
 Oregon—Supreme Court—Total **mandatory** disposed data include all **discretionary petitions** that were **granted**.
 South Dakota—Supreme Court—Total **mandatory** filed and disposed data include **discretionary advisory opinions**. Total mandatory disposed data include all discretionary petitions that were disposed.
 Tennessee—Court of Appeals— Total **mandatory** disposed data include **discretionary petitions filed granted, and disposed**.
 —Court of Criminal Appeals— Total **mandatory** disposed data include **discretionary petitions filed granted, and disposed**.

(continued on next page)

TABLE 3: Selected Caseload and Processing Measures for Mandatory Cases in State Appellate Courts, 1999 (continued)

Utah—Supreme Court—Total **mandatory** filed and disposed data include all **discretionary petitions**.

—Court of Appeals—Total **mandatory** filed and disposed data include all **discretionary petitions**.

Washington—Supreme Court—Total **mandatory** filed and disposed data include some **discretionary petitions**.

Wisconsin—Court of Appeals—Total **mandatory** filed and disposed data include all **discretionary petitions**.

C: The following courts' data are both incomplete and overinclusive:

Arkansas—Supreme Court—Total **mandatory** filed and disposed data include a few **discretionary petitions**, but do not include **mandatory attorney disciplinary** cases and **certified questions** from the federal courts.

Idaho—Supreme Court—Total **mandatory** filed and disposed data include **discretionary original proceedings, interlocutory decisions** and **advisory opinions**, but do not include **mandatory interlocutory decisions**.

TABLE 4: Selected Caseload and Processing Measures for Discretionary Petitions in State Appellate Courts, 1999

<u>State/Court name:</u>	<u>Court type</u>	<u>Filed</u>	<u>Disposed</u>	<u>Disposed as a percent of filed</u>	<u>Number of judges</u>	<u>Filed per judge</u>	<u>Filed per 100,000 population</u>
States with one court of last resort and one intermediate appellate court							
ALASKA							
Supreme Court	COLR	187	199	106	5	37	30
Court of Appeals	IAC	45	38	84	3	15	7
State Total		232	237	102	8	29	37
ARIZONA							
Supreme Court	COLR	1,209	1,287	106	5	242	25
Court of Appeals	IAC	157	163	104	22	7	3
State Total		1,366	1,450	106	27	51	29
ARKANSAS							
Supreme Court	COLR	478	487	102	7	68	19
Court of Appeals	IAC	136	140	103	12	11	5
State Total		614	627	102	19	32	24
CALIFORNIA							
Supreme Court	COLR	8,265	8,599	104	7	1181	25
Courts of Appeal	IAC	8,915	9,422	106	93	96	27
State Total		17,180	18,021	105	100	172	52
COLORADO							
Supreme Court	COLR	1,378	1,615 B		7	197	34
Court of Appeals	IAC	NJ	NJ		16		
State Total		1,378	1,615 *		23	60	34
CONNECTICUT							
Supreme Court	COLR	365	216 B		7	52	11
Appellate Court	IAC	NA	NA		9		
State Total					16		
FLORIDA							
Supreme Court	COLR	2,629	2,422	92	7	376	17
District Courts of Appeal	IAC	3,788	4,402	116	61	62	25
State Total		6,417	6,824	106	68	94	42
GEORGIA							
Supreme Court	COLR	1,148	1,066	93	7	164	15
Court of Appeals	IAC	434	438	101	10	43	6
State Total		1,582	1,504	95	17	93	20
HAWAII							
Supreme Court	COLR	78	82	105	5	16	7
Intermediate Court of Appeals	IAC	NJ	NJ		4		
State Total		78	82	105	9	9	7
IDAHO							
Supreme Court	COLR	82	86	105	5	16	7
Court of Appeals	IAC	NJ	NJ		3		
State Total		82	86	105	8	10	7
ILLINOIS							
Supreme Court	COLR	2,200	2,208	100	7	314	18
Appellate Court	IAC	NA	NA		52		
State Total					59		
IOWA							
Supreme Court	COLR	NA	1,694		8		
Court of Appeals	IAC	NJ	NJ		9		
State Total			1,694		17		

(continued on next page)

TABLE 4: Selected Caseload and Processing Measures for Discretionary Petitions in State Appellate Courts, 1999 (continued)

State/Court name:	Court type	Filed	Disposed	Disposed as a percent of filed	Number of judges	Filed per judge	Filed per 100,000 population
KANSAS							
Supreme Court	COLR	981	NA		7	140	37
Court of Appeals	IAC	NA	NA		10		
State Total					17		
KENTUCKY							
Supreme Court	COLR	803	746	93	7	115	20
Court of Appeals	IAC	84	93	111	14	6	2
State Total		887	839	95	21	42	22
LOUISIANA							
Supreme Court	COLR	3,457	3,131	91	8	432	79
Courts of Appeal	IAC	6,901	6,984	101	54	128	158
State Total		10,358	10,115	98	62	167	237
MARYLAND							
Court of Appeals	COLR	702	702	100	7	100	14
Court of Special Appeals	IAC	392	392	100	13	30	8
State Total		1,094	1,094	100	20	55	21
MASSACHUSETTS							
Supreme Judicial Court	COLR	781	781	100	7	112	13
Appeals Court	IAC	821	821	100	14	59	13
State Total		1,602	1,602	100	21	76	26
MICHIGAN							
Supreme Court	COLR	2,242	2,568	115	7	320	23
Court of Appeals	IAC	3,517	3,476	99	28	126	36
State Total		5,759	6,044	105	35	165	58
MINNESOTA							
Supreme Court	COLR	656	573	87	7	94	14
Court of Appeals	IAC	35	33	94	16	2	1
State Total		691	606	88	23	30	14
MISSISSIPPI							
Supreme Court	COLR	NA	NA		9		
Court of Appeals	IAC	0	0		10		
MISSOURI							
Supreme Court	COLR	577	603	105	7	82	11
Court of Appeals	IAC	NJ	NJ		32		
State Total		577	603	105	39	15	11
NEBRASKA							
Supreme Court	COLR	306	327	107	7	44	18
Court of Appeals	IAC	NJ	327		6		
State Total		306	654	214	13	24	18
NEW JERSEY							
Supreme Court	COLR	2,969	2,808	95	7	424	36
Appellate Div. of Super. Ct.	IAC	0	0		33		
State Total		2,969	2,808	95	40	74	36
NEW MEXICO							
Supreme Court	COLR	513	513	100	5	103	29
Court of Appeals	IAC	60	NJ		10	6	3

(continued on next page)

TABLE 4: Selected Caseload and Processing Measures for Discretionary Petitions in State Appellate Courts, 1999 (continued)

State/Court name:	Court type	Filed	Disposed	Disposed as a percent of filed	Number of judges	Filed per judge	Filed per 100,000 population
NORTH CAROLINA							
Supreme Court	COLR	609	616	101	7	87	8
Court of Appeals	IAC	633	563	89	12	53	8
State Total		1,242	1,179	95	19	65	16
OHIO							
Supreme Court	COLR	1,653	1,565	95	7	236	15
Courts of Appeals	IAC	NJ	NJ		66		
State Total		1,653	1,565	95	73	23	15
OREGON							
Supreme Court	COLR	1,037	1,013	98	7	148	31
Court of Appeals	IAC	NJ	NJ		10		
State Total		1,037	1,013	98	17	61	31
PUERTO RICO							
Supreme Court	COLR	1,002	1,085	108	7	143	40
Circuit Court of Appeals	IAC	2,121	2,278	107	10	212	85
State Total		3,123	3,363	108	17	184	125
SOUTH CAROLINA							
Supreme Court	COLR	1,109	898	81	5	222	29
Court of Appeals	IAC	NJ	NJ		9		
State Total		1,109	898	81	14	79	29
UTAH							
Supreme Court	COLR	NA	NA		5		
Court of Appeals	IAC	NA	NA		7		
State Total					12		
VIRGINIA							
Supreme Court	COLR	2,881	2,810	98	7	412	42
Court of Appeals	IAC	2,415	2,458	102	10	242	35
State Total		5,296	5,268	99	17	312	77
WASHINGTON							
Supreme Court	COLR	1,355 A	1,259 A	93	9	151	24
Court of Appeals	IAC	350	386	110	22	16	6
State Total		1,705 *	1,645 *	96	31	55	30
WISCONSIN							
Supreme Court	COLR	1,101	1,128	102	7	157	21
Court of Appeals	IAC	NA	NA		16		
State Total					23		
States with no intermediate appellate court							
DELAWARE							
Supreme Court	COLR	0	0		5		
DISTRICT OF COLUMBIA							
Court of Appeals	COLR	26	37	142	9	3	5
MAINE							
Supreme Judicial Court	COLR	NA	NA		7		
MONTANA							
Supreme Court	COLR	53	106	200	7	8	6
NEVADA							
Supreme Court	COLR	NJ	NJ		7		

(continued on next page)

TABLE 4: Selected Caseload and Processing Measures for Discretionary Petitions in State Appellate Courts, 1999 (continued)

State/Court name:	Court type	Filed	Disposed	Disposed as a percent of filed	Number of judges	Filed per judge	Filed per 100,000 population
NEW HAMPSHIRE Supreme Court	COLR	826	1,000	121	5	165	69
NORTH DAKOTA Supreme Court	COLR	12	12	100	5	2	2
RHODE ISLAND Supreme Court	COLR	191	208	109	5	38	19
SOUTH DAKOTA Supreme Court	COLR	62 A	NA		5	12	8
VERMONT Supreme Court	COLR	29	29	100	5	6	5
WEST VIRGINIA Supreme Court of Appeals	COLR	3,539	3,089 A		5	708	196
WYOMING Supreme Court	COLR	NJ	NJ		5		
States with multiple appellate courts at any level							
ALABAMA Supreme Court	COLR	1,107	901	81	9	123	25
Court of Civil Appeals	IAC	NJ	NJ		5		
Court of Criminal Appeals	IAC	NJ	NJ		5		
State Total		1,107	901	81	19	58	25
INDIANA Supreme Court	COLR	815	805	99	5	163	14
Court of Appeals	IAC	NA	NA		15		
Tax Court	IAC	NJ	NJ		1		
State Total					21		
NEW YORK Court of Appeals	COLR	4,320	4,321	100	7	617	24
Appellate Div. of Sup. Ct.	IAC	NA	NA		56		
Appellate Terms of Sup. Ct.	IAC	NA	NA		15		
State Total					78		
OKLAHOMA Supreme Court	COLR	502	502	100	9	56	15
Court of Criminal Appeals	COLR	NJ	NJ		5		
Court of Appeals	IAC	NJ	NJ		12		
State Total		502	502	100	26	19	15
PENNSYLVANIA Supreme Court	COLR	3,496	3,709	106	7	499	29
Superior Court	IAC	NJ	NJ		15		
Commonwealth Court	IAC	NA	NA		9		
State Total					31		
TENNESSEE Supreme Court	COLR	1,001	1,028	103	5	200	18
Court of Appeals	IAC	260	131	50	12	22	5
Court of Criminal Appeals	IAC	107	101	94	12	9	2
State Total		1,368	1,260	92	29	47	25

(continued on next page)

TABLE 4: Selected Caseload and Processing Measures for Discretionary Petitions in State Appellate Courts, 1999 (continued)

State/Court name:	Court type	Filed	Disposed	Disposed as a percent of filed	Number of judges	Filed per judge	Filed per 100,000 population
TEXAS							
Supreme Court	COLR	1,818	1,454	80	9	202	9
Court of Criminal Appeals	COLR	2,060	2,319	113	9	229	10
Courts of Appeals	IAC	NJ	NJ		80		
State Total		3,878	3,773	97	98	40	19

COURT TYPE:

COLR = Court of Last Resort

IAC = Intermediate Appellate Court

NOTE:

NA = Data are unavailable. Blank spaces indicate that a calculation is inappropriate.

NJ = This case type is not handled in this court.

(B) = **Discretionary petitions** cannot be separately identified and are reported with **mandatory** cases. (See Table 3).

QUALIFYING FOOTNOTES:

The absence of a qualifying footnote indicates that data are complete.

* See the qualifying footnote for each court in the state. Each footnote has an effect on the state's total.

A: The following courts' data are incomplete:

South Dakota—Supreme Court—Total **discretionary petitions** filed data do not include some **discretionary advisory opinions**, which are reported with **mandatory jurisdiction** cases.

Washington—Supreme Court—Total **discretionary petitions** filed and disposed data do not include some civil and criminal **discretionary petitions** that are reported with **mandatory jurisdiction** cases.

B: The following courts' data are overinclusive:

Colorado—Supreme Court—Total **discretionary petitions** disposed data include all **mandatory disposed** cases.

Michigan—Supreme Court—Total **discretionary petitions** disposed data include all **mandatory disposed** cases.

TABLE 5: Selected Caseload and Processing Measures for Discretionary Petitions Granted in State Appellate Courts, 1999

State/Court name:	Court type	Discretionary petitions:			Granted as a percent of filed	Disposed as a percent of granted	Number of judges	Filed granted per judge
		Filed	Filed granted	Granted disposed				
States with one court of last resort and one intermediate appellate court								
ALASKA								
Supreme Court	COLR	187	16	30	9	188	5	3
Court of Appeals	IAC	45	6	NA	13		3	2
State Total		232	22		9			
ARIZONA								
Supreme Court	COLR	1,209	NA	NA			5	
Court of Appeals	IAC	157	NA	NA			22	
State Total		1,366						
ARKANSAS								
Supreme Court	COLR	478	104	104	22	100	7	15
Court of Appeals	IAC	136	18	16	13	89	12	2
State Total		614	122	120	20	98	19	6
CALIFORNIA								
Supreme Court	COLR	8,265	98 A	98			7	14
Courts of Appeal	IAC	8,915	NA	NA			93	
State Total		17,180						
COLORADO								
Supreme Court	COLR	1,378	NA	NA			7	
Court of Appeals	IAC	NJ	NJ	NJ			16	
State Total		1,378						
CONNECTICUT								
Supreme Court	COLR	365	61	NA	17		7	9
Appellate Court	IAC	NA	NA	NA			9	
State Total								
FLORIDA								
Supreme Court	COLR	2,629	NA	NA			7	
District Courts of Appeal	IAC	3,788	NA	NA			61	
State Total		6,417						
GEORGIA								
Supreme Court	COLR	1,148	56	51	5	91	7	8
Court of Appeals	IAC	434	101	101	23	100	10	10
State Total		1,582	157	152	10	97	17	9
HAWAII								
Supreme Court	COLR	78	31	NA	40		5	6
Intermediate Court of Appeals	IAC	NJ	NJ	NJ			4	
State Total		78	31		40			
IDAHO								
Supreme Court	COLR	82	8	58	10	725	5	2
Court of Appeals	IAC	NJ	NJ	NJ			3	
State Total		82	8	58	10	725		
ILLINOIS								
Supreme Court	COLR	2,200	101	0	5		7	14
Appellate Court	IAC	NA	NA	NA			52	
State Total								

(continued on next page)

TABLE 5: Selected Caseload and Processing Measures for Discretionary Petitions Granted in State Appellate Courts, 1999 (continued)

State/Court name:	Court type	Discretionary petitions:			Granted as a percent of filed	Disposed as a percent of granted	Number of judges	Filed granted per judge
		Filed	Filed granted	Granted disposed				
IOWA								
Supreme Court	COLR	NA	2	NA			8	0
Court of Appeals	IAC	NJ	NJ	NJ			9	
State Total			2					
KANSAS								
Supreme Court	COLR	981	17	NA	2		7	2
Court of Appeals	IAC	NA	NA	NA			10	
State Total								
KENTUCKY								
Supreme Court	COLR	803	NA	NA			7	
Court of Appeals	IAC	84	NA	NA			14	
State Total		887						
LOUISIANA								
Supreme Court	COLR	3,457	337	411	10	122	8	42
Courts of Appeal	IAC	6,901	2,000	1,995	29	100	54	37
State Total		10,358	2,337	2,406	23	103	62	38
MARYLAND								
Court of Appeals	COLR	702	98	NA	14		7	14
Court of Special Appeals	IAC	392	12	NA	3		13	1
State Total		1,094	110		10			
MASSACHUSETTS								
Supreme Judicial Court	COLR	781	79	NA	10		7	11
Appeals Court	IAC	821	NA	NA			14	
State Total		1,602						
MICHIGAN								
Supreme Court	COLR	2,242	56	NA	2		7	8
Court of Appeals	IAC	3,517	NA	NA			28	
State Total		5,759						
MINNESOTA								
Supreme Court	COLR	656	74	78	11	105	7	11
Court of Appeals	IAC	35	NA	NA			16	
State Total		691						
MISSISSIPPI								
Supreme Court	COLR	NA	NA	NA			9	
Court of Appeals	IAC	1	1	NA			10	0
State Total								
MISSOURI								
Supreme Court	COLR	577	52	56	9	108	7	7
Court of Appeals	IAC	NJ	NJ	NJ			32	
State Total		577	52	56	9	108		
NEBRASKA								
Supreme Court	COLR	306	NA	NA			7	
Court of Appeals	IAC	NJ	NJ	NJ			7	
State Total		306						
NEW JERSEY								
Supreme Court	COLR	2,969	112	NA	4		7	16
Appellate Div. of Super. Ct.	IAC	0	NA	NA			33	
State Total		2,969						

(continued on next page)

TABLE 5: Selected Caseload and Processing Measures for Discretionary Petitions Granted in State Appellate Courts, 1999 (continued)

State/Court name:	Court type	Discretionary petitions:			Granted as a percent of filed	Disposed as a percent of granted	Number of judges	Filed granted per judge
		Filed	Filed granted	Granted disposed				
NEW MEXICO								
Supreme Court	COLR	513	29	29	6	100	5	
Court of Appeals	IAC	60	NA	NA			10	
State Total		573						
NORTH CAROLINA								
Supreme Court	COLR	609	86	105	14	122	7	12
Court of Appeals	IAC	633	68	NA	11		12	6
State Total		1,242	154		12			
OHIO								
Supreme Court	COLR	1,653	222	NA	13		7	32
Courts of Appeals	IAC	NJ	NJ	NJ			66	
State Total		1,653	222		13			
OREGON								
Supreme Court	COLR	1,037	0	NA			7	
Court of Appeals	IAC	NJ	NJ	NJ			10	
State Total		1,037	0					
PUERTO RICO								
Supreme Court	COLR	1,002	NA	NA	7			
Court of Appeals	IAC	2,121	NA	NA	33			
State Total		3,123						
SOUTH CAROLINA								
Supreme Court	COLR	1,109	129	4	12	3	5	26
Court of Appeals	IAC	NJ	NJ	NJ			9	
State Total		1,109	129	4	12	3		
UTAH								
Supreme Court	COLR	NA	NA	NA			5	
Court of Appeals	IAC	NA	NA	NA			7	
State Total								
VIRGINIA								
Supreme Court	COLR	2,881	223	0	8		7	32
Court of Appeals	IAC	2,415	477	NA	20		10	48
State Total		5,296	700		13			
WASHINGTON								
Supreme Court	COLR	1,355 A	NA	NA			9	
Court of Appeals	IAC	350	NA	NA			22	
State Total		1,705 *						
WISCONSIN								
Supreme Court	COLR	1,101	0	101			7	
Court of Appeals	IAC	NA	NA	NA			16	
State Total								
States with no intermediate appellate court								
DELAWARE								
Supreme Court	COLR	0	NA	NA			5	
DISTRICT OF COLUMBIA								
Court of Appeals	COLR	26	NA	NA			9	

(continued on next page)

TABLE 5: Selected Caseload and Processing Measures for Discretionary Petitions Granted in State Appellate Courts, 1999 (continued)

State/Court name:	Court type	Discretionary petitions:			Granted as a percent of filed	Disposed as a percent of granted	Number of judges	Filed granted per judge
		Filed	Filed granted	Granted disposed				
MAINE								
Supreme Judicial Court	COLR	NA	NA	NA			7	
MONTANA								
Supreme Court	COLR	53	NA	NA			7	
NEVADA								
Supreme Court	COLR	NJ	NJ	NJ			7	
NEW HAMPSHIRE								
Supreme Court	COLR	826	NA	NA			5	
NORTH DAKOTA								
Supreme Court	COLR	12	NA	NA			5	
RHODE ISLAND								
Supreme Court	COLR	191	5	NA	3		5	1
SOUTH DAKOTA								
Supreme Court	COLR	62 A	0	NA			5	
VERMONT								
Supreme Court	COLR	29	NA	NA			5	
WEST VIRGINIA								
Supreme Court of Appeals	COLR	3,539	1,251	0	35		5	250
WYOMING								
Supreme Court	COLR	NJ	NJ	NJ			5	
States with multiple appellate courts at any level								
ALABAMA								
Supreme Court	COLR	1,107	NA	NA Z			9	
Court of Civil Appeals	IAC	NJ	NJ	NJ			5	
Court of Criminal Appeals	IAC	NJ	NJ	NJ			5	
State Total		1,107						
INDIANA								
Supreme Court	COLR	815	NA A	0			5	
Court of Appeals	IAC	NA	190	190		100	15	13
Tax Court	IAC	NJ	NJ	NJ			1	
State Total				190				
NEW YORK								
Court of Appeals	COLR	4,320	NA	138			7	
Appellate Div. of Sup. Ct.	IAC	NA	NA	NA			56	
Appellate Terms of Sup. Ct.	IAC	NA	NA	NA			15	
State Total								
OKLAHOMA								
Supreme Court	COLR	502	NA	NA			9	
Court of Criminal Appeals	COLR	NJ	NJ	NJ			5	
Court of Appeals	IAC	NJ	NJ	NJ			12	
State Total		502						
PENNSYLVANIA								
Supreme Court	COLR	3,496	NA	NA			7	
Superior Court	IAC	NJ	NJ	NJ			15	
Commonwealth Court	IAC	NA	NA	NA			9	
State Total								

(continued on next page)

TABLE 5: Selected Caseload and Processing Measures for Discretionary Petitions Granted in State Appellate Courts, 1999 (continued)

State Total State/Court name:	Court type	Discretionary petitions:			Granted as a percent of filed	Disposed as a percent of granted	Number of judges	Filed granted per judge
		Filed	Filed granted	Granted disposed				
TENNESSEE								
Supreme Court	COLR	1,001	100	NA	10		5	20
Court of Appeals	IAC	260	160	NA	62		12	13
Court of Criminal Appeals	IAC	107	18	NA	17		12	2
State Total		1,368	278		20			
TEXAS								
Supreme Court	COLR	1,818	115	0	6		9	13
Court of Criminal Appeals	COLR	2,060	163	186	8	114	9	18
Courts of Appeals	IAC	NJ	NJ	NJ			80	
State Total		3,878	278	186	7	67		

COURT TYPE:

COLR = Court of Last Resort

IAC = Intermediate Appellate Court

NOTE:

NA = Data are unavailable. Blank spaces indicate that a calculation is inappropriate.

NJ = This case type is not handled in this court.

QUALIFYING FOOTNOTES:

The absence of a qualifying footnote indicates that data are complete.

* See the qualifying footnote for each court in the state. Each footnote has an effect on the state's total.

A: The following courts' data are incomplete:

California—Supreme Court—**Total discretionary petitions granted** filed data do not include **original proceedings**.

TABLE 6: Opinions Reported by State Appellate Courts, 1999

State/Court name:	Opinion count: C=case D=written document	Composition of opinion count:			Total dispositions by signed opinion	Number of authorized justices/ judges	Number of opinions/ judge	Number of lawyer support personnel
		Signed opinions	Per curiam opinions	Memos/ orders				
States with one court of last resort and one intermediate appellate court								
ALASKA								
Supreme Court	C	X	O	O	153	5	31	15
Court of Appeals	C	X	O	O	35	3	12	8
ARIZONA								
Supreme Court	C	X	X	O	49	5	10	15
Court of Appeals	C	X	X	some	190	22	9	54
ARKANSAS								
Supreme Court	C	X	X	X	379	7	54	15
Court of Appeals	C	X	X	O	839	12	70	16
CALIFORNIA								
Supreme Court	C	X	X	some	88	7	13	50
Courts of Appeal	C	X	X	some	13,233	93	142	206
COLORADO								
Supreme Court	C	X	X	O	196	7	28	14
Court of Appeals	C	X	O	some	313	16	20	32
CONNECTICUT								
Supreme Court	C	X	X	some	167	7	24	14
Appellate Court	C	X	X	some	472	9	52	14
FLORIDA								
Supreme Court	C	X	X	O	218 B	7	31	23
District Courts of Appeal	C	X	X	O	NA	61		146
GEORGIA								
Supreme Court	C	X	X	O	NA	7		17
Court of Appeals	C	X	O	O	431	10	43	40
HAWAII								
Supreme Court	C	X	X	some	88	5	18	16
Intermediate Court of Appeals	C	X	X	X	48	4	12	8
IDAHO								
Supreme Court	D	X	X	X	130	5	26	11
Court of Appeals	D	X	X	O	79	3	26	6
ILLINOIS								
Supreme Court	C	X	X	O	104	7	15	24
Appellate Court	C	X	X	some	933	52	18	123
IOWA								
Supreme Court	D	X	O	O	325	9	36	16
Court of Appeals	C	X	O	O	NA	6		6
KANSAS								
Supreme Court	C	X	X	some	183	7	26	7
Court of Appeals	C	X	X	some	127	10	13	21
KENTUCKY								
Supreme Court	C	X	X	some	157	7	22	13
Court of Appeals	C	X	X	some	135	14	10	34

(continued on next page)

TABLE 6: Opinions Reported by State Appellate Courts, 1999 (continued)

State/Court name:	Composition of opinion count:				Total dispositions by signed opinion	Number of authorized justices/judges	Number of opinions/judge	Number of lawyer support personnel
	Opinion count: C=case D=written document	Signed opinions	Per curiam opinions	Memos/orders				
LOUISIANA								
Supreme Court	D	X	X	some	106	8	13	38
Courts of Appeal	D	X	X	X	3,820	54	71	158
MARYLAND								
Court of Appeals	C	X	O	O	180	7	26	14
Court of Special Appeals	C	X	O	O	2,787	13	214	29
MASSACHUSETTS								
Supreme Judicial Court	D	X	O	O	226	7	32	20
Appeals Court	D	X	X	X	255	14	18	40
MICHIGAN								
Supreme Court	C	X	X	O	85	7	12	19
Court of Appeals	C	X	X	some	309	28	11	108
MINNESOTA								
Supreme Court	C	X	O	O	NA	7	NA	10
Court of Appeals	C	X	O	O	207	16	13	36
MISSISSIPPI								
Supreme Court	C	X	O	X	420	9	47	38
Court of Appeals	C	X	O	X	620	10	62	NA
MISSOURI								
Supreme Court	C	X	X	some	NA	7		15
Court of Appeals	C	X	X	some	2,256	32	71	54
NEBRASKA								
Supreme Court	C	X	X	X	256	7	37	16
Court of Appeals	C	X	X	X	473	6	79	13
NEW JERSEY								
Supreme Court	D	X	O	O	117	7	17	25
Appellate Div. of Superior Ct.	C	X	X	X	NA	33		60
NEWMEXICO								
Supreme Court	C	X	O	some	64	5	13	10
Court of Appeals	D	X	O	O	185	10	19	36
NORTH CAROLINA								
Supreme Court	C	X	O	some	144	7	21	15
Court of Appeals	C	X	O	X	1,426	12	119	28
OHIO								
Supreme Court	C	X	O	X	330	7	47	20
Courts of Appeals	C	X	O	X	7,593 B	66	115	NA
OREGON								
Supreme Court	C	X	X	O	98	7	14	10
Court of Appeals	C	X	O	O	737	10	74	18
PUERTO RICO								
Supreme Court	C	X	X	X	137	7	20	29
Circuit Court of Appeals	C	X	O	X	467	33	14	45

(continued on next page)

TABLE 6: Opinions Reported by State Appellate Courts, 1999 (continued)

State/Court name:	Opinion count: C=case D=written document	Composition of opinion count:			Total dispositions by signed opinion	Number of authorized justices/ judges	Number of opinions/ judge	Number of lawyer support personnel
		Signed opinions	Per curiam opinions	Memos/ orders				
SOUTH CAROLINA								
Supreme Court	C	X	X	O	153	5	31	21
Court of Appeals	C	X	X	O	194	9	22	27
UTAH								
Supreme Court	C	X	X	O	114	5	23	12
Court of Appeals	C	X	X	O	109	7	16	18
VIRGINIA								
Supreme Court	C	X	X	O	161	7	23	23
Court of Appeals	C	X	X	O	177	10	18	15
WASHINGTON								
Supreme Court	C	X	X	some	148	9	16	23
Court of Appeals	C	X	X	some	559	22	25	32
WISCONSIN								
Supreme Court	C	X	X	O	134	7	19	10
Court of Appeals	C	X	O	O	1,474	16	92	25
States with no intermediate appellate court								
DELAWARE								
Supreme Court	C	X	O	O	75	5	15	5
DISTRICT OF COLUMBIA								
Court of Appeals	C	X	X	O	335	9	37	27
MAINE								
Supreme Judicial Court	D	X	O	O	217	7	31	11
MONTANA								
Supreme Court	C	X	O	O	251	7	36	14
NEVADA								
Supreme Court	D	X	X	O	55	7	11	40
NEW HAMPSHIRE								
Supreme Court	C	X	X	O	163	5	33	15
NORTH DAKOTA								
Supreme Court	C	X	X	O	264	5	53	11
RHODE ISLAND								
Supreme Court	C	X	O	O	NA	5		17
SOUTH DAKOTA								
Supreme Court	C	X	X	O	182	5	36	8
VERMONT								
Supreme Court	C	X	O	O	165	5	33	8
WEST VIRGINIA								
Supreme Court of Appeals	C	X	X	some	324	5	65	29
WYOMING								
Supreme Court	C	X	X	some	203	5	41	12

(continued on next page)

TABLE 6: Opinions Reported by State Appellate Courts, 1998 (continued)

State/Court name:	Composition of opinion count:				Total dispositions by signed opinion	Number of authorized justices/judges	Number of opinions/judge	Number of lawyer support personnel
	Opinion count: C=case D=written document	Signed opinions	Per curiam opinions	Memos/orders				
States with multiple appellate courts at any level								
ALABAMA								
Supreme Court	C	X	X	some	322	9	36	18
Court of Civil Appeals	C	X	X	X	330	5	66	6
Court of Criminal Appeals	C	X	O	some	117	5	23	22
INDIANA								
Supreme Court	C	X	X	O	216	5	43	13
Court of Appeals	C,D	X	X	X	593	15	40	10
Tax Court	C,D	X	X	X	28	1	28	3
NEWYORK								
Court of Appeals	D	X	O	O	126	7	18	28
Appellate Div. - Supreme Ct.	D	X	X	some	NA	56		25
Appellate Terms - Supreme Ct.	D	X	X	some	NA	15		171
OKLAHOMA								
Supreme Court	C	X	X	O	NA	9		16
Court of Criminal Appeals	C	X	X	O	NA	5		12
Court of Civil Appeals	C	X	X	X	NA	12		12
PENNSYLVANIA								
Supreme Court	C	X	O	O	234	7	33	NA
Superior Court	C	X	X	X	345	15	23	NA
Commonwealth Court	D	X	X	X	467	9	52	58
TENNESSEE								
Supreme Court	C	X	X	some	NA	5		12
Court of Criminal Appeals	C	X	X	some	805 B	12	67	12
Court of Appeals	C	X	X	some	1,372 B	12	114	12
TEXAS								
Supreme Court	D	X	O	O	165	9	18	44
Court of Criminal Appeals	C	X	O	O	798	9	89	30
Courts of Appeals	C	X	O	O	NA	80		217

CODES:

- X - Court follows this method when counting opinions.
- O - Court does not follow this method when counting opinions.
- NA - Data are not available.

Note: Disposition data are from the Manner of Disposition Survey sent to each appellate court.

Qualifying Footnotes:

B: The following courts' data are overinclusive:

Florida—Supreme Court—**Signed opinions** include **per curiams**.

Ohio—Courts of Appeals—**Signed opinions** include **decisions**.

Tennessee—Court of Criminal Appeals—**Signed opinions** include **memos/orders**.

—Court of Appeals—**Signed opinions** include **memos/orders**.

TABLE 7: Reported National Civil and Criminal Caseloads for State Trial Courts, 1999

<u>Reported Caseload</u>	<u>Filed</u>	<u>Disposed</u>
Civil cases:		
I. General jurisdiction courts:		
A. Number of reported complete civil cases	4,358,000	3,759,110
Number of courts reporting complete civil data	40	36
B. Number of reported complete civil cases that include other case types	2,578,138	2,519,994
Number of courts reporting complete civil data that include other case types	14	14
C. Number of reported civil cases that are incomplete	3,563,227	3,344,512
Number of courts reporting civil cases that are incomplete	8	10
D. Number of reported civil cases that are incomplete and include noncivil case types	209,780	127,664
Number of courts reporting civil cases that are incomplete and include noncivil case types	2	1
II. Limited jurisdiction courts:		
A. Number of reported complete civil cases	4,759,030	3,423,992
Number of courts reporting complete civil data	54	42
B. Number of reported complete civil cases that include other case types	351,158	135,731
Number of courts reporting complete civil data that include other case types	5	3
C. Number of reported civil cases that are incomplete	4,364,847	3,967,670
Number of courts reporting civil cases that are incomplete	19	22
D. Number of reported civil cases that are incomplete and include noncivil case types	0	113,726
Number of courts reporting civil cases that are incomplete and include noncivil case types	0	1
Criminal cases:		
I. General jurisdiction courts:		
A. Number of reported complete criminal cases	2,138,278	1,955,208
Number of courts reporting complete criminal data	29	29
B. Number of reported complete criminal cases that include other case types	979,436	952,163
Number of courts reporting complete criminal data that include other case types	10	9
C. Number of reported criminal cases that are incomplete	874,112	838,749
Number of courts reporting criminal cases that are incomplete	9	9
D. Number of reported criminal cases that are incomplete and include noncriminal case types	981,181	912,987
Number of courts reporting criminal cases that are incomplete and include noncriminal case types	3	3
II. Limited jurisdiction courts:		
A. Number of reported complete criminal cases	4,244,505	3,094,143
Number of courts reporting complete criminal data	29	23
B. Number of reported complete criminal cases that include other case types	1,567,608	1,425,809
Number of courts reporting complete criminal data that include other case types	11	8
C. Number of reported criminal cases that are incomplete	2,997,886	3,196,806
Number of courts reporting criminal cases that are incomplete	15	15
D. Number of reported criminal cases that are incomplete and include noncriminal case types	730,476	783,839
Number of courts reporting criminal cases that are incomplete and include noncriminal case types	3	4

(continued on next page)

TABLE 7: Reported National Civil and Criminal Caseloads for State Trial Courts, 1999 (continued)

Summary section for all trial courts:

	Reported Filings					
	General Jurisdiction		Limited Jurisdiction		Total (incomplete)	
	Civil	Criminal	Civil	Criminal	Civil	Criminal
1. Total number of reported complete cases	4,358,000	2,138,278	4,759,030	4,244,505	9,117,030	6,382,783
2. Total number of reported complete cases that include other case types	2,578,138	979,436	351,158	1,567,608	2,929,296	2,547,044
3. Total number of reported cases that are incomplete	3,563,227	874,112	4,364,847	2,997,886	7,928,074	3,871,998
4. Total number of reported cases that are incomplete and include other case types	209,780	981,181	0	730,476	209,780	1,711,657
Total (incomplete)	10,709,145	4,973,007	9,475,035	9,540,475	20,184,180	14,513,482

	Reported Dispositions					
	General Jurisdiction		Limited Jurisdiction		Total (incomplete)	
	Civil	Criminal	Civil	Criminal	Civil	Criminal
1. Total number of reported complete cases	3,759,110	1,955,208	3,423,992	3,094,143	7,183,102	5,049,351
2. Total number of reported complete cases that include other case types	2,519,994	952,163	135,731	1,425,809	2,655,725	2,377,972
3. Total number of reported cases that are incomplete	3,344,512	838,749	3,967,670	3,196,806	7,312,182	4,035,555
4. Total number of reported cases that are incomplete and include other case types	127,664	912,987	113,726	783,839	241,390	1,696,826
Total (incomplete)	9,751,280	4,659,107	7,641,119	8,500,597	17,392,399	13,159,704

TABLE 8: Reported Grand Total State Trial Court Caseload, 1999

State/Court name:	Jurisdiction	Parking	Criminal unit of count	Support/ custody	Grand total filings and qualifying footnotes	Grand total dispositions and qualifying footnotes	Dispositions as a percentage of filings	Filings per 100,000 total population
ALABAMA								
Circuit	G	2	G	6	201,155 B	201,589 B	100	4,603
District	L	1	B	2	745,185	749,436	101	17,053
Municipal	L	1	M	1	672,899 A	624,534 A	93	15,399
Probate	L	2	I	1	NA	NA		
State Total								
ALASKA								
Superior	G	1	B	6	17,685 C	17,099 C	97	2,855
District	L	3	B	2	138,527	141,189	102	22,361
State Total					156,212 *	158,288 *	101	25,216
ARIZONA								
Superior	G	2	D	6	178,910	174,598	98	3,744
Tax	G	2	I	1	1,289	1,327	103	27
Justice of the Peace	L	1	Z	1	765,188	717,414	94	16,014
Municipal	L	1	Z	1	1,467,085	1,411,181	96	30,703
State Total					2,412,472	2,304,520	96	50,488
ARKANSAS								
Chancery and Probate	G	2	I	3	95,622	97,535	102	3,748
Circuit	G	1	A	1	76,363	74,892	98	2,993
City	L	1	A	1	53,495	42,975	80	2,097
County	L	2	I	1	NA	NA		
Court of Common Pleas	L	2	I	1	NA	NA		
Justice of the Peace	L	2	A	1	NA	NA		
Municipal	L	1	A	1	988,395	729,842	74	38,740
Police	L	1	A	1	4,022	836	21	158
State Total								
CALIFORNIA								
Superior	G	6	B	6	8,617,833 A	8,168,362 A	95	26,000
COLORADO								
District, Denver Juvenile, Denver Probate	G	2	D	3	161,343	165,436	103	3,978
Water	G	2	I	1	1,270	1,234	97	31
County	L	2	D	1	723,853 C	471,419 C		17,846
Municipal	L	1	I	1	NA	NA		
State Total								
CONNECTICUT								
Superior	G	6	E	5**	546,659 C	486,835 C		16,656
Probate	L	2	I	4	71,294	NA		2,172
State Total					617,953 *			18,828
DELAWARE								
Court of Chancery	G	2	I	1	4,352	4,090	94	578
Superior	G	2	B	1	16,866 B	16,070 B	95	2,238
Alderman's	L	4	A	1	17,212 A	16,463 A	96	2,284
Court of Common Pleas	L	2	A	1	72,509	65,892	91	9,622
Family	L	2	B	3**	58,203	56,638	97	7,724
Justice of the Peace	L	2	A	1	371,450	368,080	99	49,294
State Total					540,592 *	527,233 *	98	71,741
DISTRICT OF COLUMBIA								
Superior	G	6	B	6**	166,407	171,289	103	32,063

(continued on next page)

TABLE 8: Reported Grand Total State Trial Court Caseload, 1999 (continued)

State/Court name:	Jurisdiction	Parking	Criminal unit of count	Support/ custody	Grand total filings and qualifying footnotes	Grand total dispositions and qualifying footnotes	Dispositions as a percentage of filings	Filings per 100,000 total population
FLORIDA								
Circuit	G	2	E	4	1,158,719 A	709,776 A		7,668
County	L	5	A	1	4,760,773 A	3,781,492 A		31,505
State Total					5,919,492 *	4,491,268 *		39,173
GEORGIA								
Superior	G	2	G	3	303,160 B	287,831 B	95	3,893
Civil	L	2	M	1	NA	NA		
County Recorder's	L	1	M	1	NA	NA		
Juvenile	L	2	I	1	125,234 A	111,839 A	89	1,608
Magistrate	L	2	B	1	363,283 A	485,865 A	134	4,665
Municipal	L	2	M	1	NA	NA		
Municipal and City of Atlanta	L	1	M	1	NA	NA		
Probate	L	2	B	1	134,320 A	140,721 A		1,725
State	L	2	G	1	664,879 A	579,227 A	87	8,537
State Total								
HAWAII								
Circuit	G	2	G	6	61,936	62,170	100	5,224
District	L	4	A	1	561,100	505,327	90	47,330
State Total					623,036	567,497	91	52,555
IDAHO								
District	G	3	J	6**	17,506 A	16,997 A	97	1,399
Magistrates Division	L	3	J	6**	464,328 A	453,780 A	98	37,096
State Total					481,834 *	470,777 *	98	38,494
ILLINOIS								
Circuit	G	2	G	6**	4,245,192	3,966,753	93	35,002
INDIANA								
Probate	G	2	I	1	3,685	2,470	67	62
Superior and Circuit	G	3	B	5	1,125,289 A	1,103,486 A	98	18,935
City and Town	L	3	B	1	284,140	288,808	102	4,781
County	L	4	B	1	79,847	77,409	97	1,344
Small Claims Court of Marion Co.	L	2	I	1	76,091	74,665	98	1,280
State Total					1,569,052 *	1,546,838 *	99	26,402
IOWA								
District	G	3	B	6	1,113,092 B	1,101,385 C		38,792
KANSAS								
District	G	4	B	6**	481,130	461,810	96	18,128
Municipal	L	1	B	1	498,841 A	568,788 A	114	18,795
State Total					979,971 *	1,030,598 *	105	36,924
KENTUCKY								
Circuit	G	2	B	6	96,715	88,392	91	2,442
District	L	3	B	1	912,215 B	854,722 B	94	23,031
State Total					1,008,930 *	943,114 *	93	25,473
LOUISIANA								
District	G	1	Z	6	674,365	NA		15,425
Family and Juvenile	G	2	I	4***	22,882	22,716	99	523
City and Parish	L	1	B	1	1,029,652	833,505	81	23,551
Justice of the Peace	L	1	I	1	NA	NA		
Mayor's	L	1	I	1	NA	NA		
State Total								

(continued on next page)

TABLE 8: Reported Grand Total State Trial Court Caseload, 1999 (continued)

State/Court name:	Jurisdiction	Parking	Criminal unit of count	Support/ custody	Grand total filings and qualifying footnotes	Grand total dispositions and qualifying footnotes	Dispositions as a percentage of filings	Filings per 100,000 total population
MAINE								
Superior	G	2	E	6	14,621 B	14,657 B	100	1,167
Administrative	L	2	I	1	511	505	99	41
District	L	4	E	5	45,304 A	43,452 A	96	3,616
Probate	L	2	I	1	NA	NA		
State Total								
MARYLAND								
Circuit	G	2	B	6**	277,781 B	244,181 B	88	5,371
District	L	1	B	1	2,282,652	1,389,457 A		44,138
Orphan's	L	2	I	1	NA	NA		
State Total								
MASSACHUSETTS								
Superior Court	G	1	D	5**	38,000	39,841	105	615
District Court	L	2	D	5**	784,155	691,659	88	12,699
Boston Municipal Court	L	2	D	1	44,082	41,352	94	714
Housing Court	L	2	D	1	40,933	NA		663
Juvenile Court	L	2	I	1	41,745	NA		676
Land Court	L	2	I	1	12,365	10,363	84	200
Probate & Family Court	L	2	I	5**	150,388	109,263	73	2,435
State Total					1,111,668			18,002
MICHIGAN								
Circuit	G	2	B	6**	376,951	263,670 A		3,822
Court of Claims	G	2	I	1	360	356	99	4
District	L	4	B	1	3,598,197	3,532,283	98	36,479
Municipal	L	4	B	1	56,059	57,056	102	568
Probate	L	2	I	1	63,761	60,694	95	646
State Total					4,095,328	3,914,059 *		41,519
MINNESOTA								
District	G	4	B	6	1,954,819	1,963,049	100	40,934
MISSISSIPPI								
Circuit	G	2	B	1	22,722 A	37,099		821
Chancery	L	2	I	5	72,041 A	45,278 A	63	2,602
County	L	2	B	4	33,153 A	22,004 A	66	1,197
Family	L	2	I	1	NA	NA		
Justice	L	2	B	1	NA	NA		
Municipal	L	1	B	1	NA	NA		
State Total								
MISSOURI								
Circuit	G	2	G	6**	934,099 A	904,408 A	97	17,082
Municipal	L	1	I	1	NA	NA		
State Total								
MONTANA								
District	G	2	G	3	34,086	34,629	102	3,861
Water	G	2	I	1	NA	NA		
Workers' Compensation	G	2	I	1	270	108	40	31
City	L	1	B	1	75,038 A	NA		8,500
Justice of the Peace	L	1	B	1	187,048 B	NA		21,189
Municipal	L	1	B	1	72,303	NA		8,190
State Total								

(continued on next page)

TABLE 8: Reported Grand Total State Trial Court Caseload, 1999 (continued)

State/Court name:	Jurisdiction	Parking	Criminal unit of count	Support/ custody	Grand total filings and qualifying footnotes	Grand total dispositions and qualifying footnotes	Dispositions as a percentage of filings	Filings per 100,000 total population
NEBRASKA								
District	G	2	B	5	37,891 B	NA		2,274
County	L	1	B	1	373,474 A	NA		22,417
Separate Juvenile	L	2	I	1	4,791	NA		288
Workers' Compensation	L	2	I	1	120	104	87	7
State Total					416,276 *			24,986
NEVADA								
District	G	2	Z	2	62,305 A	NA		3,444
Justice	L	1	Z	1	NA	NA		
Municipal	L	1	Z	1	NA	NA		
State Total								
NEW HAMPSHIRE								
Superior	G	2	A	5	53,896	53,454	99	4,487
District	L	4	A	1	161,533	155,885	97	13,448
Municipal	L	4	A	1	334	NA		28
Probate	L	2	I	1	20,960	9,718 A		1,745
State Total					236,723			19,708
NEW JERSEY								
Superior	G	2	B	6**	1,150,347	1,174,268	102	14,126
Municipal	L	4	B	1	5,721,274	5,759,177	101	70,256
Tax	L	2	I	1	6,356	7,005	110	78
State Total					6,877,977	6,940,450	101	84,461
NEW MEXICO								
District	G	2	E	6	94,540	86,125	91	5,434
Magistrate	L	3	E	1	139,380	101,656	73	8,011
Metropolitan Ct. of Bernalillo Co.	L	3	E	1	119,091	89,790	75	6,845
Municipal	L	1	I	1	NA	NA		
Probate	L	2	I	1	NA	NA		
State Total								
NEW YORK								
Supreme and County Civil Court of the City of New York	G	2	E	1	478,205 B	511,286 B	107	2,628
Court of Claims	L	2	I	1	585,771 A	454,230 A	78	3,219
Criminal Court of the City of New York	L	2	I	1	2,297	2,637	115	13
District and City	L	4	E	1	728,155 A	664,642 A	91	4,002
Family	L	4	E	1	1,093,433 A	1,020,111 A	93	6,009
Surrogates'	L	2	I	4	689,749	681,650	99	3,791
Town and Village Justice	L	2	I	1	163,470	137,864	84	898
State Total	L	1	E	1	NA	NA		
NORTH CAROLINA								
Superior	G	2	E	1	289,749 B	278,274 B	96	3,787
District	L	6	E	6**	2,529,652 A	2,443,063 A		33,064
State Total					2,819,401 *	2,721,337 *		36,851
NORTH DAKOTA								
District	G	4	B	6**	170,727	168,108	98	26,943
Municipal	L	1	B	1	62,039 A	62,039 A	100	9,790
State Total					232,766 *	230,147 *	99	

(continued on next page)

TABLE 8: Reported Grand Total State Trial Court Caseload, 1999 (continued)

State/Court name:	Jurisdiction	Parking	Criminal unit of count	Support/ custody	Grand total filings and qualifying footnotes	Grand total dispositions and qualifying footnotes	Dispositions as a percentage of filings	Filings per 100,000 total population
OHIO								
Court of Common Pleas	G	2	B	6**	755,311 B	754,757 B	100	6,710
County	L	5	B	1	280,949	277,667	99	2,496
Court of Claims	L	2	I	1	6,359	8,752	138	56
Mayor's	L	1	B	1	NA	NA		
Municipal	L	5	B	1	2,563,157	2,583,748	101	22,770
State Total								
OKLAHOMA								
District	G	2	J	6	561,540	527,174	94	16,722
Court of Tax Review	L	2	I	1	NA	NA		
Municipal Court Not of Record	L	1	I	1	NA	NA		
Municipal Criminal Court of Record	L	1	I	1	NA	NA		
State Total								
OREGON								
Circuit	G	2	B	6**	634,419 A	626,200 A	99	19,131
Tax	G	2	I	1	1,685	2,061	122	51
County	L	2	I	1	NA	NA		
Justice	L	3	E	1	NA	NA		
Municipal	L	3	A	1	NA	NA		
State Total								
PENNSYLVANIA								
Court of Common Pleas	G	2	B	4	571,569 A	543,095 A	95	4,765
District Justice	L	4	B	1	2,231,784	2,178,359	98	18,607
Philadelphia Municipal	L	2	B	1	229,907	230,079	100	1,917
Philadelphia Traffic	L	1	I	1	410,843 A	401,419 A	98	3,425
Pittsburgh City Magistrates	L	4	B	1	350,290	NA		2,921
State Total					3,794,393 *			31,636
PUERTO RICO								
Court of First Instance	G	2	J	6	305,472	293,216	96	7,854
RHODE ISLAND								
Superior	G	2	D	1	14,388	13,583	94	1,452
Workers' Compensation	L	2	I	1	7,551 A	7,319 A	97	762
District	L	2	A	1	59,140	56,874 A		5,969
Family	L	2	I	6	22,681	12,062 A		2,289
Municipal	L	1	I	1	NA	NA		
Probate	L	2	I	1	NA	NA		
Traffic Tribunal	L	1	I	1	123,719	128,862 A		12,487
State Total								
SOUTH CAROLINA								
Circuit	G	2	B	1	167,571 B	169,498 B	101	4,312
Family	L	2	I	6**	91,330	91,537	100	2,350
Magistrate	L	4	B	1	1,103,797 A	1,040,977 A	94	28,406
Municipal	L	4	B	1	410,828	413,391	101	10,573
Probate	L	2	I	1	26,484 A	26,199 A	99	682
State Total					1,800,010 *	1,741,602 *	97	46,324
SOUTH DAKOTA								
Circuit	G	3	B	4	237,468	227,094	96	32,391

(continued on next page)

TABLE 8: Reported Grand Total State Trial Court Caseload, 1999 (continued)

State/Court name:	Jurisdiction	Parking	Criminal unit of count	Support/ custody	Grand total filings and qualifying footnotes	Grand total dispositions and qualifying footnotes	Dispositions as a percentage of filings	Filings per 100,000 total population
TENNESSEE								
Circuit, Criminal, and Chancery	G	2	A	6**	246,533 A	235,324 A	95	4,496
Probate	G	2	I	1	2,131	1,706	80	39
General Sessions	L	1	M	6**	NA	NA		
Juvenile	L	2	I	4	117,538	210,300 B		2,143
Municipal	L	1	M	1	NA	NA		
State Total								
TEXAS								
District	G	2	B	6**	645,748	625,715	89	3,522
County-level	L	2	B	6**	713,936	636,212 A		3,562
Justice of the Peace	L	4	A	1	2,774,574 A	2,405,698 A	87	13,842
Municipal	L	4	A	1	7,287,640 A	6,933,573 A	95	36,358
State Total					11,482,195 *	10,601,198 *		57,285
UTAH								
District	G	4	J	3	358,965 B	332,068 B	93	16,854
Justice	L	4	B	1	339,459 A	302,297 A	89	15,938
Juvenile	L	2	I	1	54,623	56,414	103	2,565
State Total					753,047 *	690,779 *	92	35,357
VERMONT								
District	G	2	D	1	24,059	23,393	97	4,052
Family	G	2	D	4***	23,758	23,747	100	4,001
Superior	G	2	B	5	14,308	14,419	101	2,410
Environmental	L	2	I	1	243	229	94	41
Probate	L	2	I	1	5,093	4,882	96	858
Judicial Bureau	L	4	I	1	85,993	86,081	100	14,483
State Total					153,454	152,751	100	25,845
VIRGINIA								
Circuit	G	2	A	3	259,937	251,996	97	3,782
District	L	4	A	4	3,791,330	3,862,402	102	55,163
State Total					4,051,267	4,114,398	102	58,945
WASHINGTON								
Superior	G	2	D	6	242,928 C	236,312 C	97	4,220
District	L	4	C	1	889,276	967,477	109	15,449
Municipal	L	4	C	1	1,152,459 A	1,025,969 A	89	20,021
State Total					2,284,663 *	2,229,758 *	98	39,689
WEST VIRGINIA								
Circuit	G	2	J	5	61,311 B	59,358 B	97	3,393
Magistrate	L	2	J	1	367,414	341,262	93	20,334
Municipal	L	1	A	1	NA	NA		
State Total								
WISCONSIN								
Circuit	G	3	D	6**	992,736	993,143	100	18,908
Municipal	L	3	A	1	NA	551,656 A		
State Total						1,544,799 *		
WYOMING								
District	G	2	J	5	13,229 A	13,165 A	100	2,758
County	L	1	J	4	118,119	117,183 A		24,629
Justice of the Peace	L	1	J	1	NA	NA		
Municipal	L	1	A	1	NA	NA		
State Total								

(continued on next page)

TABLE 8: Reported Grand Total State Trial Court Caseload, 1999 (continued)

NOTE: All state trial courts with grand total jurisdiction are listed in the table, regardless of whether caseload data are available. Blank spaces in the table indicate that a particular calculation, such as the total state caseload, is not appropriate. State total "filings per 100,000 population" may not equal the sum of the filing rates for the individual courts due to rounding.

NA = Data are not available.

JURISDICTION CODES:

G = General Jurisdiction
L = Limited Jurisdiction

SUPPORT/CUSTODY CODES:

- 1 = The court does not have jurisdiction over support/custody cases
- 2 = Support/custody caseload data are not available
- 3 = Only contested support/custody cases and all interstate support cases (where the court has jurisdiction) are counted separately from marriage dissolution cases
- 4 = Both contested and uncontested support/custody cases and interstate support cases (where the court has jurisdiction) are counted separately from marriage dissolution cases
- 5 = Support/custody is counted as a proceeding of the marriage dissolution and, thus, a marriage dissolution that involves support/custody is counted as one case
- 6 = Support/custody is counted as a proceeding of the marriage dissolution, but interstate support cases are counted separately
- ** = Nondissolution support/custody cases are also counted separately
- *** = Court has only interstate support jurisdiction

PARKING CODES:

- 1 = Parking data are unavailable
- 2 = Court does not have parking jurisdiction
- 3 = Only contested parking cases are included
- 4 = Both contested and uncontested parking cases are included
- 5 = Parking cases are handled administratively
- 6 = Uncontested parking cases are handled administratively; contested parking cases are handled by the court

CRIMINAL UNIT OF COUNT CODES:

- M = Missing data
- I = Data element is inapplicable
- A = Single defendant—single charge
- B = Single defendant—single incident (one/more charges)
- C = Single defendant—single incident/maximum number charges (usually two)
- D = Single defendant—one/more incidents
- E = Single defendant—content varies with prosecutor
- F = One/more defendants—single charge
- G = One/more defendants—single incident (one/more charges)
- H = One/more defendants—single incident/maximum number charges (usually two)
- J = One/more defendants—one/more incidents
- K = One/more defendants—content varies with prosecutor
- L = Inconsistent during reporting year
- Z = Both the defendant and charge components vary within the state

QUALIFYING FOOTNOTES:

The absence of a qualifying footnote indicates that data are complete.

† Data for all Oklahoma courts are for 1997. Data for Ohio County, Court of Claims, and Municipal Courts are for 1998. Data for Pennsylvania Court of Common Pleas are preliminary 1999 data.

* See the qualifying footnote for each court within the state. Each footnote has an effect on the state's total.

A: The following courts' data are incomplete:

- Alabama—Municipal Court—Grand total filed and disposed data do not include cases from 86 municipalities.
- California—Superior Court—Grand total filed and disposed data do not include partial data from several courts.
- Delaware—Alderman's Court—Grand total filed and disposed data do not include cases from two of eight courts, and are less than 75% complete.
- Florida—Circuit Court—Grand total filed data do not include partial data from one county, and some **criminal** cases from smaller counties. Disposed data do not include **civil appeals**, **criminal appeals**, reopened cases, partial data from one county, and some **criminal** cases from smaller counties, and are less than 75% complete.
—County Court—Grand total filed and disposed data do not include partial data due to incomplete reporting. Disposed data also do not include reopened cases.
- Georgia—Juvenile Court—Grand total filed and disposed data do not include cases from 16 counties.
—Magistrate Court—Grand total filed and disposed data do not include any data from 24 counties, and partial data from 45 counties.
—Probate Court—Grand total filed and disposed data do not include any **civil** cases from 62 of 159 counties, and partial **civil** data from 46 counties; any **criminal** and **traffic** data from 51 counties, and partial **criminal** and **traffic** data from 27 counties; and are less than 75% complete. Disposed data do not include any **civil** cases.
—State Court—Grand total filed and disposed data do not include cases from 15 courts.
- Idaho—District Court—Grand total filed and disposed data do not include **mental health** cases.
—Magistrates Division—Grand total filed and disposed data do not include **mental health** and **parking** cases.
- Indiana—Superior and Circuit Courts—Grand total filed and disposed data do not include **civil appeals**, **criminal appeals** and some **support/custody** cases.
- Kansas—Municipal Court—Grand total filed and disposed data do not include **parking** cases, and partial data from two courts.
- Maine—District Court—Grand total filed and disposed data do not include **criminal**, **traffic**, and **juvenile** cases, and are less than 75% complete.
- Maryland—District Court—Grand total disposed data do not include **ordinance violation**, **parking** and most **civil** cases, and are less than 75% complete.
- Michigan—Circuit Court—Grand total disposed data do not include **adoption**, **traffic**, **juvenile**, and some **miscellaneous domestic relations** cases.
- Mississippi—Circuit Court—Grand total filed data do not include **criminal** cases, and are less than 75% complete.
—Chancery Court—Grand total filed and disposed data do not include **juvenile** cases.
—County Court—Grand total filed and disposed data do not include **criminal** and **juvenile** cases.

(continued on next page)

TABLE 8: Reported Grand Total State Trial Court Caseload, 1999 (continued)

Missouri—Circuit Court—Grand total filed and disposed data do not include those **ordinance violation** cases heard by municipal judges.

Montana—City Court—Grand total filed data do not include cases from several courts.

Nebraska—County Court—Grand total filed data do not include **parking** cases.

Nevada—District Court—Grand total filed data do not include **criminal** and **juvenile** cases, and are less than 75% complete.

New Hampshire—Probate Court—Grand total disposed data do not include some **estate** and some **miscellaneous civil** cases.

New York—Civil Court of the City of New York—Grand total filed and disposed data do not include **administrative agency appeals** cases.

—Criminal Court of the City of New York—Grand total filed and disposed data do not include **moving traffic**, **miscellaneous traffic**, and some **ordinance violation** cases.

—District and City Courts—Grand total filed and disposed data do not include **administrative agency appeals** cases.

North Carolina—District Court—Grand total filed and disposed data do not include **mental health** cases. Disposed data also do not include **miscellaneous civil** cases.

North Dakota—Municipal Court—Grand total filed and disposed data do not include **ordinance violation** and **parking** cases, represent only the 12 municipalities with the highest case volume, and are less than 75% complete.

Oregon—Circuit Court—Grand total filed and disposed data do not include **parking** cases.

Pennsylvania—Court of Common Pleas—Grand total filed and disposed data do not include some **civil appeals** and some **criminal appeals** cases.

—Philadelphia Traffic Court—Grand total filed and disposed data do not include **ordinance violation**, **parking**, and **miscellaneous traffic** cases, and are less than 75% complete.

Rhode Island—Workers' Compensation Court—Grand total filed and disposed data do not include some **administrative agency appeals**.

—District Court—Grand total disposed data do not include **mental health**, **domestic violence**, and **administrative agency appeals**.

—Family Court—Grand total disposed data do not include **marriage dissolution**, **paternity**, and **interstate support** cases, and are less than 75% complete.

—Traffic Tribunal—Grand total disposed data do not include some **traffic** cases.

South Carolina—Magistrate Court—Grand total filed and disposed data do not include **ordinance violation** cases.

—Probate Court—Grand total filed and disposed data do not include **mental health** cases, and are less than 75% complete.

Tennessee—Circuit, Criminal and Chancery Courts—Grand total filed and disposed data do not include **miscellaneous criminal** cases.

Texas—County-level Court—Grand total disposed data do not include **estate** and **mental health** cases.

—Justice of the Peace Court—Grand total filed and disposed data represent a reporting rate of 91%.

—Municipal Court—Grand total filed and disposed data represent a reporting rate of 90%.

Utah—Justice Court—Grand total filed and disposed data reflect incomplete reporting by 22 courts.

Washington—Municipal Court—Grand total filed and disposed data do not include cases from 16 courts.

Wisconsin—Municipal Court—Grand total disposed data represent a reporting rate of 98%.

Wyoming—District Court—Grand total filed and disposed data do not include cases from one county that did not report.

—County Court—Grand total disposed data do not include **trial court civil appeals** and **criminal appeals** cases.

B: The following courts' data are overinclusive:

Alabama—Circuit Court—Grand total filed and disposed data include **postconviction remedy proceedings** and some **extraordinary writs**.

Delaware—Superior Court—Grand total filed and disposed data include **postconviction remedy proceedings** and **extraordinary writs**.

Georgia—Superior Court—Grand total filed and disposed data include **extraordinary writs**.

Iowa—District Court—Grand total filed data include **postconviction remedy proceedings**.

Kentucky—District Court—Grand total filed and disposed data include **sentence review only proceedings**.

Maine—Superior Court—Grand total filed and disposed data include **postconviction remedy** and **sentence review only proceedings**.

Maryland—Circuit Court—Grand total filed and disposed data include **estate** cases from the Orphan's Court, and some **postconviction remedy** and **sentence review only proceedings**.

Montana—Justice of the Peace Court—Grand total filed data include some City Court data.

Nebraska—District Court—Grand total filed data include **postconviction remedy proceedings**.

New York—Supreme and County Court—Grand total filed and disposed data include **postconviction remedy proceedings**.

North Carolina—Superior Court—Grand total filed and disposed data include **mental health** cases from District Court.

Ohio—Court of Common Pleas—Grand total filed and disposed data include **postconviction remedy proceedings**.

South Carolina—Circuit Court—Grand total filed and disposed data include **postconviction remedy proceedings**.

Tennessee—Juvenile Court—Grand total disposed data are somewhat inflated. Disposed data are counted by number of actions rather than number of referrals.

Utah—District Court—Grand total filed and disposed data include **sentence review only proceedings**.

West Virginia—Circuit Court—Grand total filed and disposed data include **postconviction remedy proceedings** and **extraordinary writs**.

C: The following courts' data are incomplete and overinclusive:

Alaska—Superior Court—Grand total filed and disposed data include **extraordinary writs**, orders to show cause, unfair trade practices, and **postconviction remedy proceedings**, but do not include **criminal appeals** cases.

Colorado—County Court—Grand total filed data include **preliminary hearing proceedings**, but do not include **miscellaneous civil** (name change) cases from counties other than Denver. Disposed data include **preliminary hearing proceedings**, but do not include **civil**, **criminal**, and **traffic** data from Denver County Court, **miscellaneous civil** cases from counties other than Denver, and are less than 75% complete.

Connecticut—Superior Court—Grand total filed and disposed data include **postconviction remedy proceedings**, but do not include most **interstate support** cases. Disposed data also do not include most **small claims** cases.

Iowa—District Court—Grand total disposed data include **postconviction remedy proceedings**, but do not include **juvenile** cases.

Washington—Superior Court—Grand total filed and disposed data include **postconviction remedy proceedings** and **extraordinary writs**, but do not include partial **juvenile** caseload from one court.

TABLE 9: Reported Total State Trial Court Civil Caseload, 1999

State/Court name:	Jurisdiction	Support/custody:		Total civil filings and qualifying footnotes	Total civil dispositions and qualifying footnotes	Dispositions as a percentage of filings	Filings per 100,000 total population
		(a) method of count code	(b) decree change counted as				
ALABAMA							
Circuit	G	6	NF	110,734 B	106,960 B	97	2,534
District	L	2	I	168,702	167,301	99	3,861
Probate	L	1	I	NA	NA		
State Total							
ALASKA							
Superior	G	6	R	11,222 B	10,939 B	97	1,811
District	L	2	I	26,646 B	29,313 B	110	4,301
State Total				37,868 *	40,252 *	106	6,113
ARIZONA							
Superior	G	6	NF	117,297	114,342	97	2,455
Tax	G	1	I	1,289	1,327	103	27
Justice of the Peace	L	1	I	144,773	141,702	98	3,030
Municipal	L	1	I	18,495	16,962	92	387
State Total				281,854	274,333	97	5,899
ARKANSAS							
Chancery and Probate	G	3	R	72,950	74,550	102	2,859
Circuit	G	1	I	21,576	21,877	101	846
City	L	1	I	0	0		
Justice of the Peace	L	1	I	NA	NA		
County	L	1	I	NA	NA		
Court of Common Pleas	L	1	I	NA	NA		
Municipal	L	1	I	82,827	42,721	52	3,246
Police	L	1	I	0	0		
State Total							
CALIFORNIA							
Superior	G	6	NC	1,607,543 A	1,482,921 A	92	4,850
COLORADO							
District, Denver Juvenile, Denver Probate	G	3	R	98,755	90,940 A		2,435
Water	G	1	I	1,270	1,234	97	31
County	L	1	I	184,003 A	141,493 A		4,536
State Total				284,028 *	233,667 *		7,002
CONNECTICUT							
Superior	G	5**	NC	180,228 C	127,664 C		5,491
Probate	L	4	R	71,294	NA		2,172
State Total				251,522 *			7,664
DELAWARE							
Court of Chancery	G	1	I	4,352	4,090	94	578
Superior	G	1	I	9,175 B	8,303 B	90	1,218
Court of Common Pleas	L	1	I	6,293	5,959	95	835
Family	L	3**	R	39,735 B	38,629 B	97	5,273
Justice of the Peace	L	1	I	30,865	29,112	94	4,096
State Total				90,420 *	86,093 *	95	11,999
DISTRICT OF COLUMBIA							
Superior	G	6**	R	114,932	115,909	101	22,145

(continued on next page)

TABLE 9: Reported Total State Trial Court Civil Caseload, 1999 (continued)

State/Court name:	Jurisdiction	Support/custody:		Total civil filings and qualifying footnotes	Total civil dispositions and qualifying footnotes	Dispositions as a percentage of filings	Filings per 100,000 total population
		(a) method of count code	(b) decree change counted as				
FLORIDA							
Circuit	G	4	R	794,932 A	456,046 A		5,261
County	L	1	I	398,630 A	317,895 A		2,638
State Total				1,193,562 *	773,941 *		7,899
GEORGIA							
Superior	G	3	NF	205,496 B	193,944 B	94	2,639
Civil	L	1	I	NA	NA		
Magistrate	L	1	I	311,058 A	242,231 A	78	3,994
Municipal	L	1	I	NA	NA		
Probate	L	1	I	32,105 A	NA		412
State	L	1	I	99,953 A	89,665 A	90	1,283
State Total							
HAWAII							
Circuit	G	6	R	24,071	24,309	101	2,030
District	L	1	I	24,032	22,126	92	2,027
State Total				48,103	46,435	97	4,058
IDAHO							
District	G	6**	R	6,148 A	5,941 A	97	491
Magistrates Division	L	6**	R	76,420 A	72,530 A	95	6,105
State Total				82,568 *	78,471 *	95	6,596
ILLINOIS							
Circuit	G	6**	R	661,870	677,640	102	5,457
INDIANA							
Probate	G	1	I	1,873	1,049	56	32
Superior and Circuit	G	5	R	382,393 A	366,442 A	96	6,434
City and Town	L	1	I	9,821	13,484	137	165
County	L	1	I	30,858	29,237	95	519
Small Claims Court of Marion County	L	1	I	76,091	74,665	98	1,280
State Total				501,036 *	484,877 *	97	8,431
IOWA							
District	G	6	NF	176,961 B	172,095 B	97	6,167
KANSAS							
District	G	6**	NC	216,536	209,128	97	8,159
KENTUCKY							
Circuit	G	6	R	74,568	67,493	91	1,883
District	L	1	I	185,175 A	174,088 A	94	4,675
State Total				259,743 *	241,581 *	93	6,558
LOUISIANA							
District	G	6	NF	180,146	NA		4,120
Family and Juvenile	G	4***	NF	9,346	9,653	103	214
City and Parish	L	1	I	83,784	71,551	85	1,916
Justice of the Peace	L	1	I	NA	NA		
State Total							
MAINE							
Superior	G	6	NC	4,211	4,577	109	336
Administrative	L	1	I	336	342	102	27
District	L	5	NC	45,304	43,452	96	3,616
Probate	L	1	I	NA	NA		
State Total							

(continued on next page)

TABLE 9: Reported Total State Trial Court Civil Caseload, 1999 (continued)

State/Court name:	Jurisdiction	Support/custody:		Total civil filings and qualifying footnotes	Total civil dispositions and qualifying footnotes	Dispositions as a percentage of filings	Filings per 100,000 total population
		(a) method of count code	(b) decree change counted as				
MARYLAND							
Circuit	G	6**	NF	168,717 B	142,830 B	85	3,262
District	L	1	I	827,661	17,279 A		16,004
Orphan's	L	1	I	NA	NA		
State Total							
MASSACHUSETTS							
Superior Court	G	5**	R	29,160	30,599		472
District Court	L	5**	R	253,537	233,545		4,106
Boston Municipal Court	L	1	I	25,472	23,992		412
Housing Court	L	1	I	31,903	NA		517
Juvenile Court	L	1	I	675	NA		11
Land Court	L	1	I	12,365	10,363		200
Probate & Family Court	L	5**	R	150,388	109,263		2,435
State Total				503,500			8,154
MICHIGAN							
Circuit	G	6**	NC	209,498	200,759 A		2,124
Court of Claims	G	1	I	360	356	99	4
District	L	1	I	447,820	437,078	98	4,540
Municipal	L	1	I	746	990	133	8
Probate	L	1	I	63,761	60,694	95	646
State Total				722,185	699,877 *		7,322
MINNESOTA							
District	G	6	NF	204,262	198,284	97	4,277
MISSISSIPPI							
Circuit	G	1	I	22,722	13,837	61	821
Chancery	L	5	NF	72,041	45,278	63	2,602
County	L	4	NF	33,153	22,004	66	1,197
Family	L	1	I	NA	NA		
Justice	L	1	I	NA	NA		
State Total							
MISSOURI							
Circuit	G	6**	NF	286,194	274,499	96	5,234
MONTANA							
District	G	3	R	25,076	25,412	101	2,841
Water	G	1	I	NA	NA		
Workers' Compensation	G	1	I	270	108	40	31
City	L	1	I	1,245 A	NA		141
Justice of the Peace	L	1	I	22,314 B	NA		2,528
Municipal	L	1	I	3,100	NA		351
State Total							
NEBRASKA							
District	G	5	R	29,552 C	NA		1,774
County	L	1	I	72,358	NA		4,343
Workers' Compensation	L	1	I	120	104	87	7
State Total				102,030 *			6,124
NEVADA							
District	G	2	R	62,305	NA		3,444
Justice	L	1	I	NA	NA		
Municipal	L	1	I	NA	NA		
State Total							

(continued on next page)

TABLE 9: Reported Total State Trial Court Civil Caseload, 1999 (continued)

State/Court name:	Jurisdiction	Support/custody:		Total civil filings and qualifying footnotes	Total civil dispositions and qualifying footnotes	Dispositions as a percentage of filings	Filings per 100,000 total population
		(a) method of count code	(b) decree change counted as				
NEW HAMPSHIRE							
Superior	G	5	R	34,898	35,796	103	2,905
District	L	1	I	36,669	34,605	94	3,053
Municipal	L	1	I	39	NA		3
Probate	L	1	I	20,960	9,718 A		1,745
State Total				92,566			7,707
NEW JERSEY							
Superior	G	6**	R	1,001,728	1,020,622	102	12,301
Tax	L	1	I	6,356	7,005	110	78
State Total				1,008,084	1,027,627	102	12,379
NEW MEXICO							
District	G	6	R	66,572	60,028	90	3,826
Magistrate	L	1	I	19,031	8,387	44	1,094
Metropolitan Ct. of Bernalillo County	L	1	I	17,680	9,587	54	1,016
Probate	L	1	I	NA	NA		
State Total							
NEW YORK							
Supreme and County	G	1	I	422,780 B	451,387 B	107	2,323
Civil Court of the City of New York	L	1	I	585,771 A	454,230 A	78	3,219
Court of Claims	L	1	I	2,297	2,637	115	13
District and City	L	1	I	235,335 A	224,194 A	95	1,293
Family	L	4	R	577,961	571,364	99	3,176
Surrogates'	L	1	I	163,470	137,864	84	898
Town and Village Justice	L	1	I	NA	NA		
State Total							
NORTH CAROLINA							
Superior	G	1	I	149,101 B	143,436 B	96	1,949
District	L	6**	R	517,331 A	456,472 A		6,762
State Total				666,432 *	599,908 *		8,711
NORTH DAKOTA							
District	G	6**	NF	39,421	39,567	100	6,221
OHIO							
Court of Common Pleas	G	6**	R	421,384 B	418,969 B	99	3,743
County	L	1	I	23,127	22,476	97	205
Court of Claims	L	1	I	6,359	8,752	138	56
Municipal	L	1	I	376,994	402,895	107	3,349
State Total				827,864 *	853,092 *	103	7,354
OKLAHOMA							
District	G	6	R	267,042	256,626	96	7,952
Court of Tax Review	L	1	I	NA	NA		
State Total							
OREGON							
Circuit	G	6**	R	193,326 B	188,687 B	98	5,830
Tax	G	1	I	1,685	2,061	122	51
County	L	1	I	NA	NA		
Justice	L	1	I	NA	NA		
State Total							

(continued on next page)

TABLE 9: Reported Total State Trial Court Civil Caseload, 1999 (continued)

State/Court name:	Jurisdiction	Support/custody:		Total civil filings and qualifying footnotes	Total civil dispositions and qualifying footnotes	Dispositions as a percentage of filings	Filings per 100,000 total population
		(a) method of count code	(b) decree change counted as				
PENNSYLVANIA							
Court of Common Pleas	G	4	NF	351,031 A	325,440 A	93	2,927
District Justice	L	1	I	202,614	193,665	96	1,689
Philadelphia Municipal	L	1	I	161,162 A	163,560 A	101	1,344
Pittsburgh City Magistrates	L	1	I	4,015	NA		33
State Total				718,822 *			5,993
PUERTO RICO							
Court of First Instance	G	6	NF	145,571 A	139,028 A	96	3,743
RHODE ISLAND							
Superior	G	1	I	8,718	6,926	79	880
Workers' Compensation	L	1	I	7,551 A	7,319 A	97	762
District	L	1	I	33,276	32,370 A		3,358
Family	L	6	R	14,114	3,703 A		1,424
Probate	L	1	I	NA	NA		
State Total							
SOUTH CAROLINA							
Circuit	G	1	I	54,293 B	53,281 B	98	1,397
Family	L	6**	NF	67,290 B	67,789 B	101	1,732
Magistrate	L	1	I	220,371	212,373	96	5,671
Probate	L	1	I	26,484 A	26,199 A	99	682
State Total				368,438 *	359,642 *	98	9,482
SOUTH DAKOTA							
Circuit	G	4	NC	60,504	56,922	94	8,253
TENNESSEE							
Circuit, Criminal, and Chancery	G	6**	R	134,225	125,535	94	2,448
Probate	G	1	I	2,131	1,706	80	39
General Sessions	L	6**	R	NA	NA		
Juvenile	L	4	R	13,554	33,098	244	247
State Total							
TEXAS							
District	G	6**	R	454,175 B	434,335 B	96	2,266
County-level	L	6**	R	195,173 B	113,726 C		974
Justice of the Peace	L	1	I	254,554 A	206,982 A	81	1,270
Municipal	L	1	I	175 A	175 A	100	1
State Total				904,077 *	755,218 *		4,510
UTAH							
District	G	3	R	147,182	140,408	95	6,910
Justice	L	1	I	6,035 A	1,890 A	31	283
State Total				153,217 *	142,298 *	93	7,194
VERMONT							
District	G	1	I	1,818	1,868	103	306
Family	G	4***	NC	21,321	21,496	101	3,591
Superior	G	5	NC	14,307	14,419	101	2,410
Environmental	L	1	I	243	229	94	41
Probate	L	1	I	5,093	4,882	96	858
State Total				42,782	42,894	100	7,206
VIRGINIA							
Circuit	G	3	R	111,559	104,857	94	1,623
District	L	4	R	1,281,339 A	1,306,292 A	102	18,643
State Total				1,392,898 *	1,411,149 *	101	20,266

(continued on next page)

TABLE 9: Reported Total State Trial Court Civil Caseload, 1999 (continued)

State/Court name:	Jurisdiction	Support/custody:		Total civil filings and qualifying footnotes	Total civil dispositions and qualifying footnotes	Dispositions as a percentage of filings	Filings per 100,000 total population
		(a) method of count code	(b) decree change counted as				
WASHINGTON							
Superior	G	6	R	154,072 B	149,564 B	97	2,677
District	L	1	I	146,075	112,377	77	2,538
Municipal	L	1	I	521 A	163 A	31	9
State Total				300,668 *	262,104 *	87	5,223
WEST VIRGINIA							
Circuit	G	5	R	46,702 B	45,264 B	97	2,585
Magistrate	L	1	I	60,110	59,871	100	3,327
State Total				106,812 *	105,135 *	98	5,911
WISCONSIN							
Circuit	G	6**	NF	265,377 A	267,217 A	101	5,054
WYOMING							
District	G	5	R	10,232 A	9,778 A	96	2,133
County	L	4	R	20,047	19,222 A		4,180
Justice of the Peace	L	1	I	NA	NA		
State Total							

NOTE: All state trial courts with civil jurisdiction are listed in the table regardless of whether caseload data are available. Blank spaces in the table indicate that a particular calculation, such as the total state caseload, is not appropriate. State total "filings per 100,000 population" may not equal the sum of the filing rates for the individual courts due to rounding.

NA = Data are not available

JURISDICTION CODES:

G = General Jurisdiction
L = Limited Jurisdiction

SUPPORT/CUSTODY CODES:

(a) Method of count codes:

- 1 = The court does not have jurisdiction over support/custody cases
- 2 = Support/custody caseload data are not available
- 3 = Only contested support/custody cases and all interstate support cases (where the court has jurisdiction) are counted separately from marriage dissolution cases
- 4 = Both contested and uncontested support/custody cases and interstate support cases (where the court has jurisdiction) are counted separately from marriage dissolution cases
- 5 = Support/custody is counted as a proceeding of the marriage dissolution and, thus, a marriage dissolution that involves support/custody is counted as one case
- 6 = Support/custody is counted as a proceeding of the marriage dissolution, but interstate support cases are counted separately

** Nondissolution support/custody cases are also counted separately.

*** Court has only interstate support jurisdiction.

(b) Decree change counted as:

NC = Not counted/collected
NF = New filing
R = Reopened case

QUALIFYING FOOTNOTES:

The absence of a qualifying footnote indicates that data are complete.

† Data for all Oklahoma Courts are for 1997. Data for Pennsylvania Court of Common Pleas are preliminary 1999 data.

* See the qualifying footnote for each court within the state. Each footnote has an effect on the state's total.

A: The following courts' data are incomplete:

- California—Superior Court—Total **civil** filed and disposed data do not include partial data from several courts.
- Colorado—District, Denver Juvenile & Denver Probate Court—Total **civil** disposed data do not include **adoption, paternity,** and some **support/custody** cases.
- County Court—Total **civil** filed and disposed data do not include most **miscellaneous civil** cases. Disposed data also do not include cases from Denver County Court.
- Florida—Circuit Court—Total **civil** filed and disposed data do not include

(continued on next page)

TABLE 9: Reported Total State Trial Court Civil Caseload, 1999 (continued)

<p>partial data from one county. Disposed data also do not include civil appeals and reopened cases, and are less than 75% complete.</p> <p>—County Court—Total civil filed and disposed data do not include partial data from one county. Disposed data also do not include reopened cases.</p> <p>Georgia—Magistrate Court—Total civil filed and disposed data do not include any cases from 24 counties, and partial data from 45 counties.</p> <p>—Probate Court—Total civil filed data do not include any cases from 62 of 159 counties, and partial data from 46 counties, and are less than 75% complete.</p> <p>—State Court—Total civil filed and disposed data do not include any cases from 15 courts.</p> <p>Idaho—District Court—Total civil filed and disposed data do not include mental health cases.</p> <p>—Magistrate Division—Total civil filed and disposed data do not include mental health cases.</p> <p>Indiana—Superior and Circuit Courts—Total civil filed and disposed data do not include civil appeals and support/custody cases.</p> <p>Kentucky—District Court—Total civil filed and disposed data do not include paternity cases.</p> <p>Maryland—District Court—Total civil disposed data do not include tort, contract, real property rights, small claims, and miscellaneous civil cases, and are less than 75% complete.</p> <p>Michigan—Circuit Court—Total civil disposed data do not include adoption, some miscellaneous domestic relations, and some miscellaneous civil cases.</p> <p>Montana—City Court—Total civil filed data do not include data from several courts.</p> <p>New Hampshire—Probate Court—Total civil disposed data do not include some estate and some miscellaneous civil cases and are less than 75% complete.</p> <p>New York—Civil Court of the City of New York—Total civil filed and disposed data do not include administrative agency appeals cases.</p> <p>—District and City Court—Total civil filed and disposed data do not include administrative agency appeals cases.</p> <p>North Carolina—District Court—Total civil filed and disposed data do not include mental health cases. Disposed data also do not include miscellaneous civil cases.</p> <p>Pennsylvania—Court of Common Pleas—Total civil filed and disposed data do not include some civil appeals cases.</p> <p>—Philadelphia Municipal Court—Total civil filed and disposed data do not include domestic violence cases.</p> <p>Puerto Rico—Court of First Instance—Total civil filed and disposed data do not include domestic violence cases.</p> <p>Rhode Island—Workers' Compensation Court—Total civil filed and disposed data do not include some administrative agency appeals.</p> <p>—District Court—Total civil disposed data do not include mental health, domestic violence, and administrative agency appeals.</p> <p>—Family Court—Total civil disposed data do not include marriage dissolution, interstate support, and paternity cases, and are less than 75% complete.</p> <p>South Carolina—Probate Court—Total civil filed and disposed data do not include mental health cases, and are less than 75% complete.</p> <p>Texas—Justice of the Peace Court—Total civil filed and disposed data represent a reporting rate of 91%.</p>	<p>—Municipal Court—Total civil filed and disposed data represent a reporting rate of 90%.</p> <p>Utah—Justice Court—Total civil filed and disposed data do not include any data from one court and partial data from 21 courts.</p> <p>Virginia—District Court—Total civil filed and disposed data do not include some domestic relations cases.</p> <p>Washington—Municipal Court—Total civil filed and disposed data do not include any cases from 16 courts.</p> <p>Wisconsin—Circuit Court—Total civil filed and disposed data do not include domestic violence cases.</p> <p>Wyoming—District Court—Total civil filed and disposed data do not include cases from one county that did not report.</p> <p>—County Court—Total civil disposed data do not include trial court civil appeals cases.</p> <p>B: The following courts' data are overinclusive:</p> <p>Alabama—Circuit Court—Total civil filed and disposed data include extraordinary writs.</p> <p>Alaska—Superior Court—Total civil filed and disposed data include extraordinary writs, orders to show cause, unfair trade practices, and postconviction remedy proceedings.</p> <p>—District Court—Total civil filed and disposed data include juvenile cases filed in noncomputerized District Courts.</p> <p>Delaware—Superior Court—Total civil filed and disposed data include extraordinary writs.</p> <p>—Family Court—Total civil filed and disposed data include status offense petition cases.</p> <p>Georgia—Superior Court—Total civil filed and disposed data include extraordinary writs.</p> <p>Iowa—District Court—Total civil filed and disposed data include postconviction remedy proceedings.</p> <p>Maryland—Circuit Court—Total civil filed and disposed data include estate cases from the Orphan's Court.</p> <p>Montana—Justice of the Peace Court—Total civil filed data include some City Court cases.</p> <p>New York—Supreme and County Court—Total civil filed and disposed data include postconviction remedy proceedings.</p> <p>North Carolina—Superior Court—Total civil filed and disposed data include mental health cases from District Court.</p> <p>Ohio—Court of Common Pleas—Total civil filed and disposed data include postconviction remedy proceedings.</p> <p>Oregon—Circuit Court—Total civil filed and disposed data include criminal appeals cases.</p> <p>South Carolina—Circuit Court—Total civil filed and disposed data include postconviction remedy proceedings.</p> <p>—Family Court—Total civil filed and disposed data include child-victim petition cases.</p> <p>Texas—District Court—Total civil filed and disposed data include child-victim petition cases.</p> <p>—County-level Court—Total civil filed data include child-victim petition cases.</p> <p>Washington—Superior Court—Total civil filed and disposed data include postconviction remedy proceedings and extraordinary writs.</p> <p>West Virginia—Circuit Court—Total civil filed and disposed data include</p>
--	---

(continued on next page)

TABLE 9: Reported Total State Trial Court Civil Caseload, 1999 (continued)

postconviction remedy proceedings and extraordinary writs.

C: The following courts' data are incomplete and overinclusive:

Connecticut—Superior Court—Total **civil** filed and disposed data include **postconviction remedy proceedings**, but do not include most **interstate support** cases. Disposed data also do not include most **small claims** cases, and are less than 75% complete.

Nebraska—District Court—Total **civil** filed data include **postconviction remedy proceedings**, but do not include **civil appeals** cases.

Texas—County-level Court—Total **civil** disposed data include **child-victim petition** cases, but do not include **probate/wills/intestate, guardianship/conservatorship/trusteeship, and mental health** cases, and are less than 75% complete. The court conducted 80,408 probate hearings and 30,060 mental health hearings during the year.

TABLE 10: Reported Total State Trial Court Criminal Caseload, 1999

State/Court name:	Jurisdiction	Unit of count	Point of filing	Total criminal filings and qualifying footnotes	Total criminal dispositions and qualifying footnotes	Dispositions as a percentage of filings	Filings per 100,000 adult population
ALABAMA							
Circuit	G	G	A	67,887 B	72,006 B	106	2,055
District	L	B	B	189,633	188,995	100	5,740
Municipal	L	M	B	168,964 C	132,912 C	79	5,114
State Total				426,484 *	393,913 *	92	12,909
ALASKA							
Superior	G	B	A	3,429 A	3,209 A	94	811
District	L	B	B	30,148 B	30,143 B	100	7,133
State Total				33,577 *	33,352 *	99	7,944
ARIZONA							
Superior	G	D	A	40,788	40,724	100	1,184
Justice of the Peace	L	Z	B	100,501	83,003	83	2,918
Municipal	L	Z	B	249,953	225,880	90	7,258
State Total				391,242	349,607	89	11,361
ARKANSAS							
Circuit	G	A	A	54,787	53,015	97	2,897
City	L	A	B	14,062	10,995	78	744
Justice of the Peace	L	A	B	NA	NA		
Municipal	L	A	B	338,356	265,102	78	17,892
Police	L	A	B	792	376	47	42
State Total							
CALIFORNIA							
Superior	G	B	A	854,923 C	786,146 C	92	3,530
COLORADO							
District, Denver Juvenile, Denver Probate	G	D	B	37,538	38,880	104	1,255
County	L	D	B	132,031 B	93,483 C		4,415
State Total				169,569 *	132,363 *		5,670
CONNECTICUT							
Superior	G	E	A	117,782 C	118,712 C	101	4,800
DELAWARE							
Superior	G	B	A	7,691 B	7,767 B	101	1,347
Alderman's	L	A	B	2,740 C	2,607 C	95	480
Court of Common Pleas	L	A	B	NA	NA		
Family	L	B	B	4,820	4,705	98	844
Justice of the Peace	L	A	B	94,186 A	93,238 A	99	16,492
State Total							
DISTRICT OF COLUMBIA							
Superior	G	B	G	32,831 A	33,434 A	102	7,748
FLORIDA							
Circuit	G	E	A	197,938 A	164,159 A		1,715
County	L	A	B	436,355 A	378,982 A		3,781
State Total				634,293 *	543,141 *		5,496

(continued on next page)

TABLE 10: Reported Total State Trial Court Criminal Caseload, 1999 (continued)

State/Court name:	Jurisdiction	Unit of count	Point of filing	Total criminal filings and qualifying footnotes	Total criminal dispositions and qualifying footnotes	Dispositions as a percentage of filings	Filings per 100,000 adult population
GEORGIA							
Superior	G	G	A	97,664 B	93,887 B	96	1,704
Civil	L	M	M	NJ	NJ		
County Recorder's	L	M	M	NA	NA		
Magistrate	L	B	B	39,601 A	146,915 A	371	691
Municipal	L	M	M	NA	NA		
Municipal and City of Atlanta	L	M	M	NA	NA		
Probate	L	B	A	3,298 A	3,502 A	106	58
State	L	G	A	100,731 A	79,991 A	79	1,758
State Total							
HAWAII							
Circuit	G	G	B	8,741	9,196	105	975
District	L	A	C	52,572 A	44,315 A	84	5,866
State Total				61,313 *	53,511 *	87	6,842
IDAHO							
District	G	J	F	11,357	11,055	97	1,260
Magistrates Division	L	J	F	101,842	98,015	96	11,300
State Total				113,199	109,070	96	12,560
ILLINOIS							
Circuit	G	G	A	580,565	607,783	105	6,489
INDIANA							
Superior and Circuit	G	B	A	191,843 A	192,524 A	100	4,346
City and Town	L	B	F	52,033 B	59,119 B	114	1,179
County	L	B	F	15,464	14,159	92	350
State Total				259,340 *	265,802 *	102	5,876
IOWA							
District	G	B	A	92,465 A	95,295 A	103	4,301
KANSAS							
District	G	B	C	49,806	50,144	101	2,547
Municipal	L	B	C	13,260 A	15,903 A	120	678
State Total				63,066 *	66,047 *	105	3,225
KENTUCKY							
Circuit	G	B	A	22,147	20,899	94	739
District	L	B	F	223,517 B	206,660 B	92	7,462
State Total				245,664 *	227,559 *	93	8,202
LOUISIANA							
District	G	Z	A	145,443	NA		4,571
City and Parish	L	B	F	213,804	183,828	86	6,719
State Total				359,247			11,290
MAINE							
Superior	G	E	A	8,476 C	8,129 C	96	881
District	L	E	F	NA	NA		
State Total							
MARYLAND							
Circuit	G	B	A	71,357 B	70,226 B	98	1,848
District	L	B	A	251,001	265,064	106	6,499
State Total				322,358 *	335,290 *	104	8,346

(continued on next page)

TABLE 10: Reported Total State Trial Court Criminal Caseload, 1999 (continued)

State/Court name:	Jurisdiction	Unit of count	Point of filing	Total criminal filings and qualifying footnotes	Total criminal dispositions and qualifying footnotes	Dispositions as a percentage of filings	Filings per 100,000 adult population
MASSACHUSETTS							
Superior Court	G	D	B	8,840	9,242	105	188
District Court	L	D	B	300,062	242,787 B		6,375
Boston Municipal Court	L	D	B	11,397 B	11,281 B	99	242
Housing Court	L	D	B	9,030	NA		192
State Total				329,329 *			6,997
MICHIGAN							
Circuit	G	B	A	62,123	62,911	101	851
District	L	B	B	353,021	331,877	94	4,834
Municipal	L	B	B	2,783	2,924	105	38
State Total				417,927	397,712	95	5,723
MINNESOTA							
District	G	B	B	278,760 B	272,445 B	98	7,956
MISSISSIPPI							
Circuit	G	B	B	NA	23,262		
County	L	B	B	NA	NA		
Justice	L	B	B	NA	NA		
Municipal	L	B	B	NA	NA		
State Total							
MISSOURI							
Circuit	G	G	G	183,982	176,713	96	4,522
MONTANA							
District	G	G	A	5,917	6,118	103	898
City	L	B	B	62,494 A	NA		9,484
Justice of the Peace	L	B	B	116,172 B	NA		17,630
Municipal	L	B	B	55,505	NA		8,423
State Total				240,088 *			36,434
NEBRASKA							
District	G	B	A	8,339 B	NA		682
County	L	B	F	106,679 B	NA		8,728
State Total				115,018 *			9,411
NEVADA							
District	G	Z	A	NA	NA		
Justice	L	Z	B	NA	NA		
Municipal	L	Z	B	NA	NA		
State Total							
NEW HAMPSHIRE							
Superior	G	A	A	18,998	17,658	93	2,119
District	L	A	B	44,978	43,734	97	5,016
Municipal	L	A	B	94	NA		10
State Total				64,070			7,145
NEW JERSEY							
Superior	G	B	A	50,983	53,745	105	830
Municipal	L	B	B	409,916	351,558	86	6,676
State Total				460,899	405,303	88	7,506
NEW MEXICO							
District	G	E	A	17,176	15,416	90	1,380
Magistrate	L	E	B	26,021	22,620	87	2,091
Metropolitan Ct. of Bernalillo County	L	E	B	13,539	11,871	88	1,088
State Total				56,736	49,907	88	4,560

(continued on next page)

TABLE 10: Reported Total State Trial Court Criminal Caseload, 1999 (continued)

State/Court name:	Jurisdiction	Unit of count	Point of filing	Total criminal filings and qualifying footnotes	Total criminal dispositions and qualifying footnotes	Dispositions as a percentage of filings	Filings per 100,000 adult population
NEW YORK							
Supreme and County	G	E	A	55,425	59,899	108	403
Criminal Court of the City of New York	L	E	D	334,807	340,051	102	2,434
District and City	L	E	D	270,057 B	260,132 B	96	1,963
Town and Village Justice	L	E	B	NA	NA		
State Total							
NORTH CAROLINA							
Superior	G	E	A	140,648	134,838	96	2,463
District	L	E	G	558,772 C	554,837 C	99	9,786
State Total				699,420 *	689,675 *	99	12,249
NORTH DAKOTA							
District	G	B	A	34,953	34,275	98	7,381
Municipal	L	B	B	NA	NA		
State Total							
OHIO							
Court of Common Pleas	G	B	C	66,689	65,382	98	793
County	L	B	E	50,231 B	49,302 B	98	597
Mayor's	L	B	E	NA	NA		
Municipal	L	B	E	570,291 B	566,385 B	99	6,779
State Total							
OKLAHOMA							
District	G	J	A	95,935	81,632	85	3,875
OREGON							
Circuit	G	B	G	100,303 A	99,708 A	99	4,030
Justice	L	E	B	NA	NA		
Municipal	L	A	B	NA	NA		
State Total							
PENNSYLVANIA							
Court of Common Pleas	G	B	A	155,089 A	152,656 A	98	1,697
District Justice	L	B	B	171,527	167,621	98	1,876
Philadelphia Municipal	L	B	B	48,507 A	46,645 A	96	531
Pittsburgh City Magistrates	L	B	B	5,052 B	NA		55
State Total				380,175 *			4,159
PUERTO RICO							
Court of First Instance	G	J	B	94,288 B	91,046 B	97	3,419
RHODE ISLAND							
Superior	G	D	A	5,670	6,657	117	756
District	L	A	B	25,864	24,504	95	3,450
State Total				31,534	31,161	99	4,207
SOUTH CAROLINA							
Circuit	G	B	A	113,278	116,217	103	3,866
Magistrate	L	B	E	255,656	232,242	91	8,726
Municipal	L	B	E	69,155	NA		2,360
State Total				438,089			14,953

(continued on next page)

TABLE 10: Reported Total State Trial Court Criminal Caseload, 1999 (continued)

State/Court name:	Jurisdiction	Unit of count	Point of filing	Total criminal filings and qualifying footnotes	Total criminal dispositions and qualifying footnotes	Dispositions as a percentage of filings	Filings per 100,000 adult population
SOUTH DAKOTA							
Circuit	G	B	B	37,884	31,098	82	7,080
TENNESSEE							
Circuit, Criminal, and Chancery	G	A	A	98,585 A	96,053 A	97	2,380
General Sessions	L	M	M	NA	NA		
Municipal	L	M	M	NA	NA		
State Total							
TEXAS							
District	G	B	A	160,088	161,609	101	1,118
County-level	L	B	F	466,222	445,726 A		3,255
Justice of the Peace	L	A	B	647,295 A	540,529 A	84	4,519
Municipal	L	A	B	941,226 A	826,024 A	88	6,571
State Total				2,214,831 *	1,973,888 *		15,461
UTAH							
District	G	J	A	66,697 B	59,570 B	89	4,689
Justice	L	B	B	61,419 A	49,816 A	81	4,318
State Total				128,116 *	109,386 *	85	9,007
VERMONT							
District	G	D	C	21,426	20,731	97	4,715
Superior	G	B	A	1	0		0
State Total				21,427	20,731	97	4,716
VIRGINIA							
Circuit	G	A	A	148,378 B	147,139 B	99	2,849
District	L	A	E	397,992 A	416,951 A	105	7,642
State Total				546,370 *	564,090 *	103	10,491
WASHINGTON							
Superior	G	D	F	39,241	38,547	98	919
District	L	C	B	98,838	109,856	111	2,315
Municipal	L	C	B	81,921 A	99,002 A	121	1,919
State Total				220,000 *	247,405 *	112	5,152
WEST VIRGINIA							
Circuit	G	J	A	7,552	7,562	100	538
Magistrate	L	J	E	127,259	115,163	90	9,068
Municipal	L	A	B	NA	NA		
State Total							
WISCONSIN							
Circuit	G	D	C	138,375 B	138,077 B	100	3,546
Municipal	L	A	B	NA	9,267 A		
State Total					147,344 *		
WYOMING							
District	G	J	A	1,629 A	1,711 A	105	462
County	L	J	B	17,029 A	NA		4,827
Justice of the Peace	L	J	B	NA	NA		
Municipal	L	A	B	NA	NA		
State Total							

(continued on next page)

TABLE 10: Reported Total State Trial Court Criminal Caseload, 1999 (continued)

NOTE: All state trial courts with criminal jurisdiction are listed in the table regardless of whether caseload data are available. Blank spaces in the table indicate that a particular calculation, such as the total state caseload, is not appropriate. State total "filings per 100,000 population" may not equal the sum of the filing rates for the individual courts due to rounding.

NA = Data are not available.

JURISDICTION CODES:

G = General Jurisdiction
L = Limited Jurisdiction

UNIT OF COUNT CODES:

M = Missing data
I = Data element is inapplicable
A = Single defendant—single charge
B = Single defendant—single incident (one/more charges)
C = Single defendant—single incident/maximum number charges (usually two)
D = Single defendant—one/more incidents
E = Single defendant—content varies with prosecutor
F = One/more defendants—single charge
G = One/more defendants—single incident (one/more charges)
H = One/more defendants—single incident/maximum number charges (usually two)
J = One/more defendants—one/more incidents
K = One/more defendants—content varies with prosecutor
L = Inconsistent during reporting year
Z = Both the defendant and charge components vary within the state

POINT OF FILING CODES:

M = Missing data
I = Data element is inapplicable
A = At the filing of the information/indictment
B = At the filing of the complaint
C = When defendant enters plea/initial appearance
D = When docketed
E = At issuing of warrant
F = At filing of information/complaint
G = Varies (at filing of the complaint, information, indictment)

QUALIFYING FOOTNOTES:

The absence of a qualifying footnote indicates that data are complete.

† Data for Oklahoma District Court are for 1997. Data for Ohio County and Municipal Courts are for 1998. Data for Pennsylvania Court of Common Pleas are preliminary 1999 data.

* See the qualifying footnote for each court within the state. Each footnote has an effect on the state's total.

A: The following courts' data are incomplete:

- Alaska—Superior Court—Total **criminal** filed and disposed data do not include **criminal appeals** cases.
- Delaware—Justice of the Peace Court—Total **criminal** filed and disposed data do not include **DWI/DUI** cases.
- District of Columbia—Superior Court—Total **criminal** filed and disposed data do not include **DWI/DUI** cases.
- Florida—Circuit Court—Total **criminal** filed data do not include some cases from smaller counties. Disposed data do not include **criminal appeals** and reopened cases, and some cases from smaller counties.
 - County Court—Total **criminal** filed and disposed data do not include partial data from smaller counties. Disposed data also do not include reopened cases.
- Georgia—Magistrate Court—Total **criminal** filed and disposed data do not include any cases from 24 counties, and partial data from 45 counties.
 - Probate Court—Total **criminal** filed and disposed data do not include any cases from 51 of 159 counties, partial data from 27 counties, and do not include **DWI/DUI** cases which are reported with **traffic/other violation** data, and are less than 75% complete.
 - State Court—Total **criminal** filed and disposed data do not include some **DWI/DUI** cases, and data from 15 courts.
- Hawaii—District Court—Total **criminal** filed and disposed data do not include some **misdemeanor** cases.
- Indiana—Superior and Circuit Courts—Total **criminal** filed and disposed data do not include **criminal appeals** cases.
- Iowa—District Court—Total **criminal** filed and disposed data do not include some **misdemeanor** cases.
- Kansas—Municipal Court— Total **criminal** filed and disposed data do not include partial data from two courts.
- Montana—City Court—Total **criminal** filed data do not include data from several courts.
- Oregon—Circuit Court—Total **criminal** filed and disposed data do not include **criminal appeals** cases.
- Pennsylvania—Court of Common Pleas—Total **criminal** filed and disposed data do not include some **criminal appeals** cases.
 - Philadelphia Municipal Court—Total **criminal** filed and disposed data do not include some **misdemeanor** cases.
- Tennessee—Circuit, Criminal, and Chancery Courts—Total **criminal** filed and disposed data do not include **miscellaneous criminal** cases.
- Texas—County-level Court—Total **criminal** disposed data do not include some **criminal appeals** cases.
 - Justice of the Peace Court—Total **criminal** filed and disposed data represent a reporting rate of 91%.
 - Municipal Court—Total **criminal** filed and disposed data represent a reporting rate of 90%.
- Utah—Justice Court—Total **criminal** filed and disposed data do not include any cases from one court and partial data from 22 courts.

(continued on next page)

TABLE 10: Reported Total State Trial Court Criminal Caseload, 1999 (continued)

Virginia—District Court—Total **criminal** filed and disposed data do not include **DWI/DUI** cases.

Washington—Municipal Court—Total **criminal** filed and disposed data do not include any cases from 16 courts.

Wisconsin—Municipal Court—Total **criminal** disposed data represent a reporting rate of 98%.

Wyoming—District Court—Total **criminal** filed and disposed data do not include cases from one county that did not report.
—County Court—Total **criminal** filed data do not include reopened **misdemeanor** and reopened **DWI/DUI** cases.

B: The following courts' data are overinclusive:

Alabama—Circuit Court—Total **criminal** filed and disposed data include **postconviction remedy proceedings**.

Alaska—District Court—Total **criminal** filed and disposed data include some **moving traffic violation** cases and all **ordinance violation** cases.

Colorado—County Court—Total **criminal** filed data include **preliminary hearing proceedings**.

Delaware—Superior Court—Total **criminal** filed and disposed data include **postconviction remedy proceedings**.

Georgia—Superior Court—Total **criminal** filed and disposed data include all **traffic/other violation** cases.

Indiana—City and Town Courts—Total **criminal** filed and disposed data include some **ordinance violation** and some unclassified traffic cases.

Kentucky—District Court—Total **criminal** filed and disposed data include **ordinance violation** cases and **sentence review only proceedings**.

Maryland—Circuit Court—Total **criminal** filed and disposed data include some **postconviction remedy** and **sentence review only proceedings**.

Massachusetts—District Court—Total **criminal** disposed data include some **moving traffic**, some **ordinance violation**, and some **miscellaneous traffic** cases.
—Boston Municipal Court—Total **criminal** filed and disposed data include some **moving traffic**, some **ordinance violation**, and some **miscellaneous traffic** cases.

Minnesota—District Court—Total **criminal** filed and disposed data include **ordinance violation** cases.

Montana—Justice of the Peace Court—Total **criminal** filed data include some City Court cases.

Nebraska—District Court—Total **criminal** filed data include **civil appeals** cases.
—County Court—Total **criminal** filed data include **ordinance violation** cases.

New York—District and City Courts—Total **criminal** filed and disposed data include **ordinance violation** cases.

Ohio—County Court—Total **criminal** filed and disposed data include **ordinance violation** cases.
—Municipal Court—Total **criminal** filed and disposed data include **ordinance violation** cases.

Pennsylvania—Pittsburgh City Magistrates Court—Total **criminal** filed data include **ordinance violation** cases.

Puerto Rico—Court of First Instance—Total **criminal** filed and disposed data include **domestic violence** cases.

Utah—District Court—Total **criminal** filed and disposed data include **sentence review only proceedings**.

Virginia—Circuit Court—Total **criminal** filed and disposed data include **ordinance violation** cases.

Wisconsin—Circuit Court—Total **criminal** filed and disposed data include **domestic violence** cases.

C: The following courts' data are incomplete and overinclusive:

Alabama—Municipal Court—Total **criminal** filed and disposed data include **ordinance violation** cases, but do not include cases that were unavailable from 86 municipalities.

California—Superior Court—Total **criminal** filed and disposed data include some **ordinance violation** cases, but do not include some **DWI/DUI** cases, and partial data from several courts.

Colorado—County Court—Total **criminal** disposed data include **preliminary hearing proceedings**, but do not include **misdemeanor** and **felony** cases from Denver County, and **DWI/DUI** cases.

Connecticut—Superior Court—Total **criminal** filed and disposed data include **ordinance violation** cases, but do not include **DWI/DUI** cases.

Delaware—Alderman's Court—Total **criminal** filed and disposed data include **ordinance violation** cases, but do not include cases from two courts and are less than 75% complete.

Maine—Superior Court—Total **criminal** filed and disposed data include **ordinance violation** cases, and **postconviction remedy** and **sentence review only proceedings**, but do not include **DWI/DUI** and some **criminal appeals** cases.

North Carolina—District Court—Total **criminal** filed and disposed data include some **ordinance violation** cases, but do not include **DWI/DUI** cases.

TABLE 11: Reported Total State Trial Court Traffic/Other Violation Caseload, 1999

State/Court name:	Jurisdiction	Parking	Total traffic filings and qualifying footnotes	Total traffic dispositions and qualifying footnotes	Dispositions as a percentage of filings	Filings per 100,000 total population
ALABAMA						
District	L	1	354,512	361,454	102	8,113
Municipal	L	1	503,935 A	491,622 A	98	11,532
State Total			858,447 *	853,076 *	99	19,645
ALASKA						
District	L	3	81,733 A	81,733 A	100	13,193
ARIZONA						
Justice of the Peace	L	1	519,914	492,709	95	10,881
Municipal	L	1	1,198,637	1,168,339	97	25,085
State Total			1,718,551	1,661,048	97	35,966
ARKANSAS						
City	L	1	39,433	31,980	81	1,546
Municipal	L	1	567,212	422,019	74	22,232
Police	L	1	3,230	460	14	127
State Total			609,875	454,459	75	23,904
CALIFORNIA						
Superior	G	6	6,012,917 C	5,769,328 C	96	18,141
COLORADO						
County	L	2	407,819	236,443 C		10,054
Municipal	L	1	NA	NA		
State Total						
CONNECTICUT						
Superior	G	6	224,821 C	217,350 C	97	6,850
DELAWARE						
Alderman's	L	4	14,472 A	13,856 A	96	1,921
Court of Common Pleas	L	2	66,216 B	59,933 B	91	8,787
Family	L	2	1,495	1,524	102	198
Justice of the Peace	L	2	246,399 B	245,730 B	100	32,699
State Total			328,582 *	321,043 *	98	43,605
DISTRICT OF COLUMBIA						
Superior	G	6	13,546 B	16,586 B	122	2,610
FLORIDA						
County	L	5	3,925,788 A	3,084,615 A		25,979
GEORGIA						
Superior	G	2	NA	NA		
County Recorder's	L	1	NA	NA		
Juvenile	L	2	18,494 A	15,817 A	86	237
Magistrate	L	2	12,624 A	96,719 A	766	162
Municipal and City of Atlanta	L	1	NA	NA		
Probate	L	2	98,917 C	137,219 C	139	1,270
State	L	2	464,195 C	409,571 C	88	5,960
State Total						
HAWAII						
Circuit	G	2	647	591	91	55
District	L	4	484,496 B	438,886 B	91	40,869
State Total			485,143 *	439,477 *	91	40,923

(continued on next page)

TABLE 11: Reported Total State Trial Court Traffic/Other Violation Caseload, 1999 (continued)

State/Court name:	Jurisdiction	Parking	Total traffic filings and qualifying footnotes	Total traffic dispositions and qualifying footnotes	Dispositions as a percentage of filings	Filings per 100,000 total population
IDAHO Magistrates Division	L	3	271,094 A	268,530 A	99	21,658
ILLINOIS Circuit	G	2	2,967,975	2,637,504	89	24,471
INDIANA Superior and Circuit	G	3	507,529	503,694	99	8,540
City and Town	L	3	222,286 A	216,205 A	97	3,740
County	L	4	33,524	34,011	101	564
State Total			763,339 *	753,910 *	99	12,845
IOWA District	G	3	833,820 B	833,995 B	100	29,059
KANSAS District	G	4	191,210	186,221	97	7,204
Municipal	L	1	485,581 A	552,885 A	114	18,296
State Total			676,791 *	739,106 *	109	25,500
KENTUCKY District	L	3	448,065 A	424,745 A	95	11,312
LOUISIANA District	G	1	337,897	NA		7,729
City and Parish	L	1	718,495	566,841	79	16,434
Justice of the Peace	L	1	NA	NA		
Mayor's	L	1	NA	NA		
State Total						
MAINE Superior	G	2	1,934 C	1,951 C	101	154
District	L	4	NA	NA		
State Total						
MARYLAND District	L	1	1,194,287	1,097,800 A		23,093
MASSACHUSETTS District Court	L	2	215,405	204,453 A		3,488
Boston Municipal Court	L	2	7,213 A	6,079 A	84	117
Housing Court	L	2	NJ	NJ		
State Total			222,618 *	210,532 *		3,605
MICHIGAN District	L	4	2,797,356	2,763,328	99	28,360
Municipal	L	4	52,530	53,142	101	533
Probate	L	2	NJ	NJ		
State Total			2,849,886	2,816,470	99	28,892
MINNESOTA District	G	4	1,403,021 A	1,425,161 A	102	29,380
MISSISSIPPI Municipal	L	1	NA	NA		
MISSOURI Circuit	G	2	434,754 A	424,848 A	98	7,950
Municipal	L	1	NA	NA		
State Total						

(continued on next page)

TABLE 11: Reported Total State Trial Court Traffic/Other Violation Caseload, 1999 (continued)

State/Court name:	Jurisdiction	Parking	Total traffic filings and qualifying footnotes	Total traffic dispositions and qualifying footnotes	Dispositions as a percentage of filings	Filings per 100,000 total population
MONTANA						
City	L	1	11,299 A	NA		1,280
Justice of the Peace	L	1	48,562 B	NA		5,501
Municipal	L	1	13,698	NA		1,552
State Total			73,559 *			
NEBRASKA						
County	L	1	187,879 A	NA		11,277
NEVADA						
Justice	L	1	NA	NA		
Municipal	L	1	NA	NA		
State Total						
NEW HAMPSHIRE						
District	L	4	71,209	69,754	98	5,928
Municipal	L	4	201	NA		17
State Total			71,410			5,945
NEW JERSEY						
Municipal	L	4	5,311,358	5,407,619	102	65,223
NEW MEXICO						
Magistrate	L	3	94,328	70,649	75	5,422
Metropolitan Ct. of Bernalillo County	L	3	87,872	68,332	78	5,051
Municipal	L	1	NA	NA		
State Total						
NEW YORK						
Criminal Court of the City of New York	L	2	393,348 A	324,591 A	83	2,162
District and City	L	4	588,041 A	535,785 A	91	3,232
Town and Village Justice	L	1	NA	NA		
State Total						
NORTH CAROLINA						
District	L	6	1,414,139 C	1,390,141 C	98	18,484
NORTH DAKOTA						
District	G	4	84,880	82,870 A		13,395
Municipal	L	1	62,039 C	62,039 C	100	9,790
State Total			146,919 *	144,909 *		
OHIO						
Court of Common Pleas	G	2	110,654	114,684	104	983
County	L	5	207,591 A	205,889 A	99	1,844
Mayor's	L	1	NA	NA		
Municipal	L	5	1,615,872 A	1,614,468 A	100	14,355
State Total						
OKLAHOMA						
District	G	2	185,419	177,344	96	5,522
Municipal Court Not of Record	L	1	NA	NA		
Municipal Criminal Court of Record	L	1	NA	NA		
State Total						

(continued on next page)

TABLE 11: Reported Total State Trial Court Traffic/Other Violation Caseload, 1999 (continued)

State/Court name:	Jurisdiction	Parking	Total traffic filings and qualifying footnotes	Total traffic dispositions and qualifying footnotes	Dispositions as a percentage of filings	Filings per 100,000 total population
OREGON						
Circuit	G	2	321,490 A	319,886 A	100	9,695
Justice	L	3	NA	NA		
Municipal	L	3	NA	NA		
State Total						
PENNSYLVANIA						
District Justice	L	4	1,857,643	1,817,073	98	15,488
Philadelphia Municipal	L	2	20,238 B	19,874 B	98	169
Philadelphia Traffic	L	1	410,843 A	401,419 A	98	3,425
Pittsburgh City Magistrates	L	4	341,223 A	NA		2,845
State Total			2,629,947 *			21,927
PUERTO RICO						
Court of First Instance	G	2	55,110	52,073	94	1,417
RHODE ISLAND						
District	L	2	NJ	NJ		
Municipal	L	1	NA	NA		
Traffic Tribunal	L	1	123,719	128,862 A		12,487
State Total						
SOUTH CAROLINA						
Family	L	2	NA	NA		
Magistrate	L	4	627,770 A	596,362 A	95	16,156
Municipal	L	4	341,673	413,391 B		8,793
State Total						
SOUTH DAKOTA						
Circuit	G	3	132,563	132,563	100	18,082
TENNESSEE						
Circuit, Criminal, and Chancery	G	2	13,723	13,736	100	250
General Sessions	L	1	NA	NA		
Municipal	L	1	NA	NA		
State Total						
TEXAS						
County-level	L	2	44,956	69,428 B		224
Justice of the Peace	L	4	1,872,725 A	1,658,187 A	89	9,343
Municipal	L	4	6,346,239 A	6,107,374 A	96	31,661
State Total			8,263,920 *	7,834,989 *		41,229
UTAH						
District	G	4	145,086	132,090	91	6,812
Justice	L	4	272,005 A	250,591 A	92	12,771
Juvenile	L	2	1,172	1,201	102	55
State Total			418,263 *	383,882 *	92	19,638
VERMONT						
District	G	2	815	794	97	137
Judicial Bureau	L	4	85,993	86,081	100	14,483
State Total			86,808	86,875	100	14,621
VIRGINIA						
Circuit	G	2	NA	NA		
District	L	4	1,968,116 B	1,990,241 B	101	28,636
State Total						

(continued on next page)

TABLE 11: Reported Total State Trial Court Traffic/Other Violation Caseload, 1999 (continued)

State/Court name:	Jurisdiction	Parking	Total traffic filings and qualifying footnotes	Total traffic dispositions and qualifying footnotes	Dispositions as a percentage of filings	Filings per 100,000 total population
WASHINGTON						
District	L	4	644,363	745,244	116	11,194
Municipal	L	4	1,070,017 A	926,804 A	87	18,588
State Total			1,714,380 *	1,672,048 *	98	29,782
WEST VIRGINIA						
Magistrate	L	2	180,045	166,228	92	9,964
Municipal	L	1	NA	NA		
State Total						
WISCONSIN						
Circuit	G	3	560,304	559,798	100	10,672
Municipal	L	3	NA	542,389 A		
State Total				1,102,187 *		
WYOMING						
County	L	1	81,043 B	97,961 B		16,898
Justice of the Peace	L	1	NA	NA		
Municipal	L	1	NA	NA		
State Total						

NOTE: Parking violations are defined as part of the traffic/other violation caseload. However, states and courts within a state differ in the extent to which parking violations are processed through the courts. A code opposite the name of each court indicates the manner in which parking cases are reported by the court. Qualifying footnotes in Table 11 do not repeat the information provided by the code, and, thus, refer only to the status of the statistics on moving traffic, miscellaneous traffic, and ordinance violations. All state trial courts with traffic/other violation jurisdiction are listed in the table regardless of whether caseload data are available. Blank spaces in the table indicate that a particular calculation, such as the total state caseload, is not appropriate. State total "filings per 100,000 population" may not equal the sum of the filing rates for the individual courts due to rounding.

NA = Data are not available.

JURISDICTION CODES:

G = General Jurisdiction
 L = Limited Jurisdiction

PARKING CODES:

- 1 = Parking data are unavailable
- 2 = Court does not have parking jurisdiction
- 3 = Only contested parking cases are included
- 4 = Both contested and uncontested parking cases are included
- 5 = Parking cases are handled administratively
- 6 = Uncontested parking cases are handled administratively; contested parking cases are handled by the court

QUALIFYING FOOTNOTES:

The absence of a qualifying footnote indicates that data are complete.

† Data for Oklahoma District Court are for 1997. Data for Ohio County and Municipal Courts are for 1998.

* See the qualifying footnote for each court within the state. Each footnote has an effect on the state's total.

A: The following courts' data are incomplete:

- Alabama—Municipal Court—Total **traffic/other violation** filed and disposed data do not include **ordinance violation** cases and data from 86 municipalities, and are less than 75% complete.
- Alaska—District Court—Total **traffic/other violation** filed and disposed data do not include some **moving traffic violation** cases and all **ordinance violation** cases.
- Delaware—Alderman's Court—Total **traffic/other violation** filed and disposed data do not include **ordinance violation** cases, and are less than 75% complete.
- Florida—County Court—Total **traffic/other violation** filed and disposed data do not include partial data from seven counties. Disposed data also do not include reopened cases.
- Georgia—Juvenile Court—Total **traffic/other violation** filed and disposed data do not include cases from 16 counties.
 —Magistrate Court—Total **traffic/other violation** filed and disposed data do not include any cases from 24 counties, and partial data from 45 counties.
- Idaho—Magistrates Division—Total **traffic/other violation** filed and disposed data do not include **parking** cases.
- Indiana—City and Town Courts—Total **traffic/other violation** filed and disposed data do not include some **ordinance violation** and some unclassified traffic cases.

(continued on next page)

TABLE 11: Reported Total State Trial Court Traffic/Other Violation Caseload, 1999 (continued)

Kansas—Municipal Court—Total **traffic/other violation** filed and disposed data do not include **parking** cases, and partial data from two courts.

Kentucky—District Court—Total **traffic/other violation** filed and disposed data do not include **ordinance violation** cases.

Maryland—District Court—Total **traffic/other violation** disposed data do not include **parking** and **ordinance violation** cases.

Massachusetts—District Court—Total **traffic/other violation** disposed data do not include some **ordinance violation**, some **moving traffic**, some **miscellaneous traffic**, and all **juvenile traffic** cases, and are less than 75% complete.
—Boston Municipal Court—Total **traffic/other violation** filed and disposed data do not include some cases reported with **misdemeanor** caseload.

Minnesota—District Court—Total **traffic/other violation** filed and disposed data do not include **ordinance violation** cases.

Missouri—Circuit Court—Total **traffic/other violation** filed and disposed data do not include those **ordinance violation** cases heard by municipal judges, and are less than 75% complete.

Montana—City Court—Total **traffic/other violation** filed data do not include cases from several courts.

Nebraska—County Court—Total **traffic/other violation** filed data do not include **ordinance violation** and **parking** cases.

New York—Criminal Court of the City of New York—Total **traffic/other violation** filed and disposed data do not include **moving traffic**, **miscellaneous traffic**, and some **ordinance violation** cases and are less than 75% complete.
—District and City Courts—Total **traffic/other violation** filed and disposed data do not include **ordinance violation** cases.

North Dakota—District Court—Total **traffic/other violation** disposed data do not include **juvenile traffic** cases.

Ohio—County Court—Total **traffic/other violation** filed and disposed data do not include **ordinance violation** cases.
—Municipal Court—Total **traffic/other violation** filed and disposed data do not include **ordinance violation** cases.

Oregon—Circuit Court—Total **traffic/other violation** filed and disposed data do not include **parking** cases.

Pennsylvania—Philadelphia Traffic Court—Total **traffic/other violation** filed and disposed data do not include **ordinance violation**, **parking**, and **miscellaneous traffic** cases, and are less than 75% complete.
—Pittsburgh City Magistrates Court—Total **traffic/other violation** filed data do not include **ordinance violation** cases.

Rhode Island—Traffic Tribunal—Total **traffic/other violation** disposed data are incomplete.

South Carolina—Magistrate Court—Total **traffic/other violation** filed and disposed data do not include **ordinance violation** cases.

Texas—Justice of the Peace Court—Total **traffic/other violation** filed and disposed data represent a reporting rate of 91%.
—Municipal Court—Total **traffic/other violation** filed and disposed data represent a reporting rate of 90%.

Utah—Justice Court—Total **traffic/other violation** filed and disposed data do not include any cases from one court and partial data from 22 courts.

Washington—Municipal Court—Total **traffic/other violation** filed and disposed data do not include any cases from 16 courts.

Wisconsin—Municipal Court—Total **traffic/other violation** disposed data represent a reporting rate of 98%.

B: The following courts' data are overinclusive:

Delaware—Court of Common Pleas—Total **traffic/other violation** filed and disposed data include all **criminal** cases.
—Justice of the Peace Court—Total **traffic/other violation** filed and disposed data include **DWI/DUI** cases.

District of Columbia—Superior Court—Total **traffic/other violation** filed and disposed data include **DWI/DUI** cases.

Hawaii—District Court—Total **traffic/other violation** filed and disposed data include some **misdemeanor** cases.

Iowa—District Court—Total **traffic/other violation** filed and disposed data include some **misdemeanor** cases.

Montana—Justice of the Peace Court—Total **traffic/other violation** filed data include some City Court cases.

Pennsylvania—Philadelphia Municipal Court—Total **traffic/other violation** filed and disposed data include **domestic violence** and some **misdemeanor** cases.

South Carolina—Municipal Court—Total **traffic/other violation** disposed data include **misdemeanor** and **DWI/DUI** cases.

Texas—County-level Court—Total **traffic/other violation** disposed data include some **criminal appeals** cases.

Virginia—District Court—Total **traffic/other violation** filed and disposed data include **DWI/DUI** cases.

Wyoming—County Court—Total **traffic/other violation** filed data include reopened **misdemeanor** and reopened **DWI/DUI** cases. Disposed data include all **misdemeanor** and all **DWI/DUI** cases.

C: The following courts' data are incomplete and overinclusive:

California—Superior Court—Total **traffic/other violation** filed and disposed data include **DWI/DUI** cases, but do not include some **ordinance violation** cases, and partial data from several courts.

Colorado—County Court—Total **traffic/other violation** disposed data include **DWI/DUI** cases, but do not include cases from Denver County, and are less than 75% complete.

Connecticut—Superior Court—Total **traffic/other violation** filed and disposed data include **DWI/DUI** cases, but do not include **ordinance violation** cases.

Georgia—Probate Court—Total **traffic/other violation** filed and disposed data include **DWI/DUI** cases, but do not include data from 51 of 159 counties, partial data from 27 counties, and are less than 75% complete.
—State Court—Total **traffic/other violation** filed and disposed data include some **DWI/DUI** cases, but do not include cases from 15 courts.

Maine—Superior Court—Total **traffic/other violation** filed and disposed data include **DWI/DUI** and some **criminal appeals** cases, but do not include **ordinance violation** cases.

North Carolina—District Court—Total **traffic/other violation** filed and disposed data include **DWI/DUI** cases, but do not include some **ordinance violation** cases.

North Dakota—Municipal Court—Total **traffic/other violation** filed and disposed data include **DWI/DUI** cases, but do not include **ordinance violation** and **parking** cases, and represent only the 12 municipalities with the highest case volume, thus are less than 75% complete.

TABLE 12: Reported Total State Trial Court Juvenile Caseload, 1999

State/Court name:	Jurisdiction	Point of filing	Total juvenile filings and qualifying footnotes	Total juvenile dispositions and qualifying footnotes	Dispositions as a percentage of filings	Filings per 100,000 juvenile population
ALABAMA						
Circuit	G	A	22,534	22,623	100	2,114
District	L	A	32,338	31,686	98	3,033
State Total			54,872	54,309	99	5,147
ALASKA						
Superior	G	C	3,034	2,951	97	1,541
District	L	I	NA	NA		
State Total						
ARIZONA						
Superior	G	C	20,825	19,532	94	1,560
ARKANSAS						
Chancery and Probate	G	C	22,672	22,985	101	3,434
CALIFORNIA						
Superior	G	C	142,450 A	129,967 A	91	1,596
COLORADO						
District, Denver Juvenile, Denver Probate	G	A	25,050	35,616 B		2,351
CONNECTICUT						
Superior	G	F	23,828	23,109	97	2,877
DELAWARE						
Family	L	C	12,153 A	11,780 A	97	6,661
DISTRICT OF COLUMBIA						
Superior	G	B	5,098	5,360	105	5,350
FLORIDA						
Circuit	G	A	165,849 A	89,571 A		4,646
GEORGIA						
Juvenile	L	A	106,740 A	96,022 A	90	5,189
HAWAII						
Circuit	G	F	28,477	28,074	99	9,842
IDAHO						
District	G	C	1	1	100	0
Magistrates Division	L	C	14,972	14,705	98	4,272
State Total			14,973	14,706	98	4,272
ILLINOIS						
Circuit	G	C	34,782	43,826	126	1,093
INDIANA						
Probate	G	C	1,812	1,421	78	119
Superior and Circuit	G	C	43,524 B	40,826 B	94	2,847
State Total			45,336 *	42,247 *	93	2,965
IOWA						
District	G	A	9,846	NA		1,368
KANSAS						
District	G	C	23,578	16,317	69	3,375

(continued on next page)

TABLE 12: Reported Total State Trial Court Juvenile Caseload, 1999 (continued)

State/Court name:	Jurisdiction	Point of filing	Total juvenile filings and qualifying footnotes	Total juvenile dispositions and qualifying footnotes	Dispositions as a percentage of filings	Filings per 100,000 juvenile population
KENTUCKY						
District	L	C	55,458 B	49,229 B	89	5,744
LOUISIANA						
District	G	C	10,879	NA		914
Family and Juvenile	G	C	13,536	13,063	97	1,137
City and Parish	L	C	13,569	11,285	83	1,140
State Total			37,984			3,192
MAINE						
District	L	C	NA	NA		
MARYLAND						
Circuit	G	C	37,707	31,125	83	2,880
District	L	C	9,703	9,314	96	741
State Total			47,410	40,439	85	3,621
MASSACHUSETTS						
District Court	L	C	15,151	10,874 B		1,032
Juvenile Court	L	C	40,660	NA		2,769
State Total			55,811			3,800
MICHIGAN						
Probate	L	C	NJ	NJ		
MINNESOTA						
District	G	C	68,776	67,159	98	5,408
MISSISSIPPI						
Chancery	L	C	NA	NA		
County	L	C	NA	NA		
Family	L	C	NA	NA		
State Total						
MISSOURI						
Circuit	G	C	29,169	28,348	97	2,084
MONTANA						
District	G	C	3,093	3,099	100	1,382
NEBRASKA						
County	L	C	6,558	NA		1,478
Separate Juvenile	L	C	4,791	NA		1,080
State Total			11,349			2,557
NEVADA						
District	G	C	NA	NA		
NEW HAMPSHIRE						
District	L	C	8,677	7,792	90	2,850
NEW JERSEY						
Superior	G	F	97,636	99,901	102	4,874
NEW MEXICO						
District	G	C	10,792	10,681	99	2,178

(continued on next page)

TABLE 12: Reported Total State Trial Court Juvenile Caseload, 1999 (continued)

State/Court name:	Jurisdiction	Point of filing	Total juvenile filings and qualifying footnotes	Total juvenile dispositions and qualifying footnotes	Dispositions as a percentage of filings	Filings per 100,000 juvenile population
NEW YORK Family	L	C	111,788	110,286	99	2,517
NORTH CAROLINA District	L	C	39,410	41,613	106	2,030
NORTH DAKOTA District	G	C	11,473	11,396 B		7,167
OHIO Court of Common Pleas	G	E	156,584	155,722	99	5,506
OKLAHOMA District	G	G	13,144	11,572	88	1,490
OREGON Circuit	G	C	19,300	17,919	93	2,332
PENNSYLVANIA Court of Common Pleas	G	G	65,449	64,999	99	2,294
PUERTO RICO Court of First Instance	G	C	10,503	11,069	105	928
RHODE ISLAND Family	L	C	8,567	8,359	98	3,552
SOUTH CAROLINA Family	L	C	24,040 C	23,748 C	99	2,515
SOUTH DAKOTA Circuit	G	B	6,517	6,511	100	3,291
TENNESSEE General Sessions	L	B	NA	NA		
Juvenile	L	B	103,984	177,202 B		7,755
State Total						
TEXAS District	G	C	31,485 A	29,771 A	95	551
County-level	L	C	7,585 A	7,332 A	97	133
State Total			39,070 *	37,103 *	95	683
UTAH Juvenile	L	C	53,451	55,213	103	7,556
VERMONT Family	G	C	2,437	2,251	92	1,749
VIRGINIA District	L	C	143,883 B	148,918 B	103	8,643
WASHINGTON Superior	G	A	49,615 A	48,201 A	97	3,338
WEST VIRGINIA Circuit	G	C	7,057	6,532	93	1,749

(continued on next page)

TABLE 12: Reported Total State Trial Court Juvenile Caseload, 1999 (continued)

State/Court name:	Jurisdiction	Point of filing	Total juvenile filings and qualifying footnotes	Total juvenile dispositions and qualifying footnotes	Dispositions as a percentage of filings	Filings per 100,000 juvenile population
WISCONSIN Circuit	G	C	28,680	28,051	98	2,127
WYOMING District	G	C	1,368 A	1,676 A	123	1,079

NOTE: All state trial courts with juvenile jurisdiction are listed in the table regardless of whether caseload data are available. Blank spaces in the table indicate that a particular calculation, such as the total state caseload, is not appropriate. State total "filings per 100,000 population" may not equal the sum of the filing rates for the individual courts due to rounding.

NA = Data are not available.

JURISDICTION CODES:

G = General Jurisdiction
L = Limited Jurisdiction

POINT OF FILING CODES:

M = Missing data
I = Data element is inapplicable
A = Filing of complaint
B = At initial hearing (intake)
C = Filing of petition
E = Issuance of warrant
F = At referral
G = Varies

QUALIFYING FOOTNOTES:

The absence of a qualifying footnote indicates that data are complete.

† Data for Oklahoma District Court are for 1997. Data for Pennsylvania Court of Common Pleas are preliminary 1999 data.

* See the qualifying footnote for each court within the state. Each footnote has an effect on the state's total.

A: The following courts' data are incomplete:

- California—Superior Court—Total **juvenile** filed and disposed data do not include partial data from several courts.
- Delaware—Family Court—Total **juvenile** filed and disposed data do not include **status offense** cases.
- Florida—Circuit Court—Total **juvenile** filed and disposed data do not include partial data from one county. Disposed data also do not in-

- clude reopened cases and are less than 75% complete.
- Georgia—Juvenile Court—Total **juvenile** filed and disposed data do not include cases from 16 counties.
- Texas—District Court—Total **juvenile** filed and disposed data do not include **child-victim petition** cases.
- County-level Court—Total **juvenile** filed and disposed data do not include **child-victim petition** cases and are less than 75% complete.
- Washington—Superior Court—Total **juvenile** filed and disposed data do not include partial data from one court.
- Wyoming—District Court—Total **juvenile** filed and disposed data do not include cases from one county that did not report.

B: The following courts' data are overinclusive:

- Colorado—District, Denver Juvenile and Denver Probate Court—Total **juvenile** disposed data include **adoption, paternity,** and some **support/custody** cases.
- Indiana—Superior and Circuit Courts—Total **juvenile** filed and disposed data include some **support/custody** cases.
- Kentucky—District Court—Total **juvenile** filed and disposed data include **paternity** cases.
- Massachusetts—District Court—Total **juvenile** disposed data include all **juvenile traffic** cases.
- North Dakota—District Court—Total **juvenile** disposed data include **juvenile traffic/other violation** cases.
- Tennessee—Juvenile Court—Total **juvenile** disposed data are somewhat inflated. Disposed data are counted by number of actions rather than number of referrals.
- Virginia—District Court—Total **juvenile** filed and disposed data include some **domestic relations** cases.

C: The following courts' data are incomplete and overinclusive:

- South Carolina—Family Court—Total **juvenile** filed and disposed data include **traffic/other violation** cases, but do not include **child-victim petition** cases.

TABLE 13: Mandatory Caseload in State Appellate Courts, 1990-1999

State/Court name:	Number of filings and qualifying footnotes									
	1990	1991	1992	1993	1994	1995	1996	1997	1998	1999
States with one court of last resort and one intermediate appellate court										
ALASKA										
Supreme Court	347	356	315	365	469	553	333	286	297	285
Court of Appeals	429	454	383	411	371	371 *	384	327	336	301
ARIZONA										
Supreme Court	92	100	83	94	126	91	77	161	92	73
Court of Appeals	4,491	4,746	4,603	3,722	3,340	3,298	3,610	3,607	3,710	3,553
ARKANSAS										
Supreme Court	482 C	534 C	512 C	514 C	567 C	548 C	548 C	562 C	413 C	370 C
Court of Appeals	1,096	1,200	1,021	1,129	1,091	1,141	1,077	1,121	1,485	1,300
CALIFORNIA										
Supreme Court	522	31	36	38	27	30	30	38	33	45
Courts of Appeal	13,012	13,024	14,763	14,308	14,267	14,923	15,641	16,881	15,931	16,186
COLORADO										
Supreme Court	228	202	198	170	162 A	161 A	183 A	179 A	205 A	147 A
Court of Appeals	2,269	2,147	2,201	2,209	2,287	2,179	2,289	2,245	2,410	2,647
CONNECTICUT										
Supreme Court	281	302	254	158	38 *	50	58	67	30	29
Appellate Court	1,107	1,091	1,127	1,164	NA	1,227	1,179 B	1,267 B	1,223 B	1,182 B
FLORIDA										
Supreme Court	210	232	215	261	102	90	99	100	98	117
District Cts. of Appeal	14,386	15,670	16,492	15,799	15,858	18,241	18,542	18,932	17,599	17,424
GEORGIA										
Supreme Court	690	696	706	613	708	655	675	757	681	586
Court of Appeals	2,384	2,265	2,455	2,601	3,300	3,213	2,967	3,034	2,910	2,916
HAWAII										
Supreme Court	486	688	541	605	610	721	715	695	713	730
Intermediate Ct. of App.	138	123	257	311	295	220	163	132	148	229
IDAHO										
Supreme Court	349 B	398 B	400 B	398 B	438 C	432 C	508 C	559 C	500 C	424 C
Court of Appeals	215	224	308	239	222	371	353	338	300	345
ILLINOIS										
Supreme Court	199	182	860	881	1,226	1,224	1,311	1,297	1,258	1,026
Appellate Court	8,191 B	8,785 B	9,126 B	9,116 B	8,889 B	9,010 B	8,982 B	9,301 B	9,481 B	9,212 B
IOWA										
Supreme Court	1,211	1,355	1,398	1,324	1,538 B	1,506 B	1,491 B	1,574 B	1,548 B	1,194 B
Court of Appeals	743	654	684	673	616	742	809	797	753	873
KANSAS										
Supreme Court	165	147	184	201	334	283	271	224	230	198
Court of Appeals	1,201 B	1,297 B	1,389 B	1,488 B	1,797 B	2,125 B	2,312 B	2,075 B	1,884 B	1,899 B
KENTUCKY										
Supreme Court	281	357	316	289	416	398	526	436	444	434
Court of Appeals	2,569	2,882	3,040	2,924	2,977	3,305	3,388	3,242	3,080	3,064

Number of dispositions and qualifying footnotes

<u>1990</u>	<u>1991</u>	<u>1992</u>	<u>1993</u>	<u>1994</u>	<u>1995</u>	<u>1996</u>	<u>1997</u>	<u>1998</u>	<u>1999</u>
349	306	405	303	316	274	627	350	299	260
387	389	457	440	355	355	365	353	358	317
162	122	97	88	127	101	91	92	92	74
3,659	4,095	4,026	4,815	3,813	3,439	3,815	3,908	3,618	3,416
448 C	508 C	512 C	506 C	556 C	550 C	502 C	544 C	475 C	380 C
1,016	1,199	1,126	1,064	997	939	1,042	1,315	1,524	1,354
20 A	28	26	25	18	10	14	13	16	9
14,584	12,880	16,688	14,574	14,481	14,524	15,024	12,600	19,254	18,941
NA	NA	NA	NA	NA	NA	NA	NA	NA	NA
2,105	2,192	2,335	2,269	2,192	2,156	2,318	2,274	2,231	2,443
285	301	230	255	NA	NA	NA	NA	299	NA
1,107 B	1,067 B	1,017 B	1,034 B	1,033 B	1,191 B	1,153 B	1,275 B	1,189 B	1,091 B
207	216	234	255	134	81	94	135	87	94
14,503	15,994	15,766	15,766	16,465	17,663	18,674	19,021	18,078	18,227
502	649	776	679	851	775	852	402	808	631
1,535	1,886	2,498	2,695	3,363	3,379	3,161	3,028	3,425	2,906
571	614	519	318	610	722	644	822	856	763
120	126	171	132	295	158	187	411	315	200
369 B	397 B	399 B	416 B	438 C	456 C	487 C	598 C	481 C	417 C
204	260	277	268	222	265	370	337	336	276
185	137	879	839	1,226	1,227	1,275	1,230	1,160	1,255
7,951 B	8,387 B	8,481 B	8,746 B	8,889 B	9,790 B	9,413 B	9,578 B	9,162 B	9,113 B
947 B	1,110	1,145	1,207	1,240 B	1,273 B	1,312 B	1,073 B	NA	327 B
662	682	696	660	658	710	788	801	833	766
267	291	272	298	410 B	882 B	861 B	989 B	1,228 B	1,114 B
1,152 B	1,165 B	1,291 B	1,353 B	1,591 B	1,628 B	1,891 B	1,961 B	2,023 B	2,067 B
278	324	316	297	408	367	418	457	465	394
2,463	2,347	2,836	2,841	2,727	3,175	3,232	3,201	3,408	3,162

(continued on next page)

TABLE 13: Mandatory Caseload in State Appellate Courts, 1990-1999 (continued)

State/Court name:	Number of filings and qualifying footnotes									
	1990	1991	1992	1993	1994	1995	1996	1997	1998	1999
LOUISIANA										
Supreme Court	82	106	157	175	143	128	146	153	185	195
Courts of Appeal	3,835	3,782	4,008	4,007	4,070	3,920	4,092	3,964	4,140	4,220
MARYLAND										
Court of Appeals	261	259	222	253	243	223	246	254	255	280
Court of Spec. Appeals	2,006	2,035	1,956	2,031	1,974	2,121	2,042	1,913	1,951	1,962
MASSACHUSETTS										
Supreme Judicial Court	86 A	81 A	90 A	93 A	123 A	125 A	134 A	152 A	152 A	282 A
Appeals Court	1,568	1,527	1,871	1,814	2,068	2,095	2,126	2,235	2,329	2,298
MICHIGAN										
Supreme Court	2	2	5	2	6	1	2	3	10	4
Court of Appeals	12,340 B	11,825 B	10,159 B	9,270 B	8,054 B	7,591 B	5,782 B	5,006 B	4,503 B	4,214 B
MINNESOTA										
Supreme Court	282	269	229	222	208	178	205	171	106	120
Court of Appeals	2,157	1,828	2,314	2,337	2,380	2,497	2,353	2,177	2,174	1,895
MISSISSIPPI										
Supreme Court	961	912	1,025	1,113	1,013	1,063	1,159 B	1,210 B	1,071 B	1,065 B
Court of Appeals	NC	NC	NC	NC	NC	535	643	719	719	719
MISSOURI										
Supreme Court	247	371	257	291	264	272	228	273	220	223
Court of Appeals	3,565	3,706	3,826	4,032	4,473	4,405	4,539	4,168	3,842	3,678
NEBRASKA										
Supreme Court	1,207 B	834 B	40 B	32 B	69 B	54	60	44	52	52
Court of Appeals	NC	NC	2,041 B	1,103 B	1,184 B	1,349 B	1,279 B	1,322 B	1,335 B	1,414 B
NEW JERSEY										
Supreme Court	387	501	407	389	410	212	205	546	450	522
Appel. Div. of Superior	7,007	6,569	6,871	6,712	7,148	7,307	7,911	7,509	7,788	7,361
NEWMEXICO										
Supreme Court	297	310	232	236	234	198	78	102	64	59
Court of Appeals	797	768	756	778	750	819	941	965	966	906
NORTH CAROLINA										
Supreme Court	116	137	112	120	131	119	102	81	84	78
Court of Appeals	1,408	1,325	1,304	1,329	1,400	1,478	1,470	1,565	1,553	1,719
OHIO										
Supreme Court	685	592	581	705	812	818	943	891	880	674
Court of Appeals	10,721	11,031	11,377	11,010	11,032	11,435	12,455	12,488	11,713	11,079
OREGON										
Supreme Court	194	197	230	172	201	310	329	326	271	248
Court of Appeals	4,584	5,123	5,102	4,410	4,440	4,426	4,466	4,631	4,319	4,024
PUERTO RICO										
Supreme Court	NA	NA	NA	NA	NA	209	363	95	54	129
Court of Appeals	NC	NC	NC	NC	NC	1,425	1,454	1,739	1,553	1,410

Number of dispositions and qualifying footnotes

1990	1991	1992	1993	1994	1995	1996	1997	1998	1999
95 3,517	101 3,745	157 4,361	152 4,297	116 4,258	121 4,139	162 4,090	157 3,872	162 4,093	159 4,291
244 1,808	243 1,824	240 2,019	222 2,047	212 1,979	223 2,105	182 1,997	190 1,891	251 1,980	235 1,863
NA 1,171	NA 1,450	NA 1,214	NA 1,763	104 A 1,709	131 A 1,851	105 1,294	127 A 2,115	122 A 2,097	144 A 2,800
NA 10,503 B	NA 10,237 B	NA 11,662 B	NA 13,037 B	NA 12,824 B	NA 12,596 B	NA 10,842 B	NA 10,233 B	5 8,682 B	3 4,239 B
260 2,042	219 1,818	238 2,252	231 2,409	174 2,373	187 2,441	181 2,391	163 2,211	115 1,991	113 1,649
944 NC	922 NC	872 NC	718 NC	805 NC	772 535	500 643	894 719	641 776	738 635
267 3,568	376 3,440	258 3,641	283 3,786	259 4,302	226 4,285	236 4,349	255 4,515	216 4,281	215 3,927
1,022 B NC	1,420 B NC	634 B 886 B	429 B 1,159 B	315 B 895 B	300 B 1,106 B	305 B 1,172 B	305 B 1,111 B	309 B 1,146 B	NA 1,205 B
401 6,284	556 6,770	425 6,445	391 6,601	405 6,980	206 7,416	190 7,530	493 7,842	547 7,647	478 7,483
313 763 B	386 771 B	NA 751 B	196 838 B	194 936 B	257 827 B	68 894 B	66 925 B	53 925 B	49 939 B
102 1,366	119 1,414	128 1,099	89 1,158	110 1,550	134 1,420	134 1,425	129 1,559	98 1,585	91 1,631
531 10,928	648 11,569	627 11,944	594 11,325	819 11,565	701 11,551	915 12,509	827 12,440	1,045 12,239	722 11,509
271 B 3,725	257 B 4,558	403 B 5,060	290 B 5,625	296 B 4,592	282 B 4,430	282 B 4,321	263 B 4,474	278 B 4,790	290 B 4,107
NA NC	NA NC	NA NC	NA NC	NA NC	212 586	341 948	183 1,442	91 1,615	144 1,551

(continued on next page)

TABLE 13: Mandatory Caseload in State Appellate Courts, 1990-1999 (continued)

State/Court name:	Number of filings and qualifying footnotes									
	1990	1991	1992	1993	1994	1995	1996	1997	1998	1999
SOUTH CAROLINA										
Supreme Court	602	339	587	417	443	301	275	355	2,033 *	258
Court of Appeals	370	425	383	585	461	680	756	907	965	925
UTAH										
Supreme Court	566 B	553 B	553 B	592 B	631 B	584 B	558 B	616 B	577 B	662 B
Court of Appeals	629 B	755 B	865 B	830 B	785 B	838 B	842 B	741 B	711 B	748 B
VIRGINIA										
Supreme Court	13	20	63	82	71	59	88	58	127	150
Court of Appeals	464	490	678	600	663	772	839	712	640	695
WASHINGTON										
Supreme Court	148 B	137 B	126 B	146 B	113 B	111 B	111 B	94 B	75 B	73 B
Court of Appeals	3,653	3,789	3,693	3,396	3,503	3,663	3,678	3,618	3,974	3,613
WISCONSIN										
Supreme Court	NJ	NJ	NJ	NJ	NJ	NJ	NJ	NJ	NJ	NJ
Court of Appeals	2,853 B	2,970 B	3,187 B	3,290 B	3,345 B	3,532 B	3,628 B	3,763 B	3,577 B	3,279 B
States with no intermediate appellate court										
DELAWARE										
Supreme Court	483 B	473 B	530 B	542 B	488 B	530 B	532 B	551 B	554 B	558 B
DISTRICT OF COLUMBIA										
Court of Appeals	1,650	1,567	1,643	1,724	1,689	1,832	2,008	2,076	1,943	1,757
MAINE										
Supreme Judicial Court	622 C	646 C	569 C	654 C	1,038 B	988 B	841 B	724 B	778 B	752 B
MONTANA										
Supreme Court	633 A	636 A	533 A	521 A	633 A	521 A	731 A	729 A	587 A	653
NEVADA										
Supreme Court	1,089	1,080	1,129	1,138	1,256	1,350	1,911	1,835	1,943	1,894
NEW HAMPSHIRE										
Supreme Court	NJ	NJ	NJ	NJ	NJ	NJ	NJ	NJ	NJ	NJ
NORTH DAKOTA										
Supreme Court	429	456	377	403	360	403	367	387	360	370
RHODE ISLAND										
Supreme Court	465	445	413	449	463	477	406	476	411	383
SOUTH DAKOTA										
Supreme Court	403 B	366 B	354 B	386 B	351 B	358 B	412 B	367 B	403 B	436 B
VERMONT										
Supreme Court	590	542	610	622	634	640	633	558	557	555
WEST VIRGINIA										
Supreme Court of Appeals	NJ	NJ	NJ	NJ	NJ	NJ	NJ	NJ	NJ	NJ

Number of dispositions and qualifying footnotes

<u>1990</u>	<u>1991</u>	<u>1992</u>	<u>1993</u>	<u>1994</u>	<u>1995</u>	<u>1996</u>	<u>1997</u>	<u>1998</u>	<u>1999</u>
537 B 367	560 B 374	544 B 420	572 B 602	503 B 515	557 B 523	436 B 694	NA 886	2,159 * 895	2,159 1,062
556 B 691 B	560 B 725 B	675 B 799 B	718 B 847 B	478 B 887 B	584 B 848 B	604 B 748 B	632 B 805 B	561 B 805 B	622 B 711 B
13 NA	13 NA	58 NA	66 NA	77 635	61 725	73 876	70 886	87 616	113 656
139 B 3,086	159 B 2,991	136 B 3,493	131 B 3,350	143 B 3,530	102 B 3,545	109 B 3,725	100 B 4,364	107 B 3,687	76 B 4,079
NJ 2,612 B	NJ 2,955 B	NJ 2,942 B	NJ 3,226 B	NJ 3,262 B	NJ 3,465 B	NJ 3,638 B	NJ 3,679 B	NJ 3,777 B	NJ 3,409 B
553 B 1,798	439 B 1,727	549 B 1,474	552 B 1,655	482 B 1,566	495 B 1,482	535 B 1,783	537 B 2,129	582 B 1,901	527 B 1,793
618 C 624 A 1,057	590 C 578 A 1,035	571 C 437 A 987	544 C 441 A 943	818 B 540 A 1,131	732 B 543 A 1,078	800 B 493 A 1,370	769 B 673 A 1,471	833 B 505 A 2,299	719 B 564 2,073
NJ 439	NJ 408	NJ 414	NJ 382	NJ 383	NJ 371	NJ 384	NJ 389	NJ 356	NJ 380
476	472	421	400	427	410	403	488	448	369
434 B 685	428 B 656	341 B 612	425 B 673	406 B 610	461 B 632	461 B 671	504 B 619	397 B 563	482 B 612
NJ	NJ	NJ	NJ	NJ	NJ	NJ	NJ	NJ	NJ

(continued on next page)

TABLE 13: Mandatory Caseload in State Appellate Courts, 1990-1999 (continued)

State/Court name:	Number of filings and qualifying footnotes									
	1990	1991	1992	1993	1994	1995	1996	1997	1998	1999
WYOMING										
Supreme Court	314	301	302	306	335	345	357	380	381	355
States with multiple appellate courts at any level										
ALABAMA										
Supreme Court	867	1,028	741	737	1,158	879	830	811	889	784
Court of Civil Appeals	651	770	738	830	906	1,167	1,530	1,447	1,437	1,437
Court of Criminal Appeals	2,042	1,953	2,027	2,094	2,260	2,490	2,364	2,472	2,573	2,513
INDIANA										
Supreme Court	199	210	154	231	224	231	284	287	279	314
Court of Appeals	1,966	1,779	1,752	1,872	1,867	1,803	2,126	2,071	2,140	2,053
Tax Court	63	69	110	101	288	135	186	205	207	240
NEW YORK										
Court of Appeals	302	289	280	NA	502	499	451	432	350	350
Appellate Division of Supreme Court	10,577 B	10,339 B	11,187 B	10,236 B	10,788 B	10,851 B	11,450 B	11,676 B	11,761 B	11,745 B
Appellate Terms of Supreme Court	2,245 B	2,201 B	2,092 B	2,502 B	2,209 B	2,371 B	2,455 B	2,136 B	2,121 B	2,250 B
OKLAHOMA										
Supreme Court	1,033	732	1,509	1,458	1,442	1,417	1,411	1,514	1,339	1,339 *
Court of Civil Appeals	1,323	1,184	1,143	1,495	1,249	1,213	1,117	581	499	499 *
Court of Criminal Appeals	1,445 B	1,244 B	1,268	1,268	1,571	1,367	1,514	1,742	1,581	1,581 *
PENNSYLVANIA										
Supreme Court	225	97	270	289	365	307	447	429	547	507
Commonwealth Court	3,491 A	3,774 A	3,571 A	4,208 A	4,380 A	4,939 A	4,594 A	4,453 A	5,603 A	4,490
Superior Court	6,291	6,743	7,121	6,964	7,554	7,606	7,817	9,001	8,000 A	7,299
TENNESSEE										
Supreme Court	107	192	239	271	314 B	307 B	400 B	400 B	349 B	264
Court of Appeals	980	961	1,046	1,050	1,103 B	1,106 B	1,152 B	1,117 B	1,087 B	1,278
Court of Criminal Appeals	1,002	899	1,007	1,007	1,167 B	1,088 B	1,338 B	1,374 B	1,165 B	1,182 B
TEXAS										
Supreme Court	3	2	7	2	13	0	9	5	14	4
Court of Criminal Appeals	2,281	2,189	2,751	2,870	3,590	4,232	4,963	6,287	7,910	8,769
Courts of Appeals	8,062	8,563	10,722	9,420	9,297	9,734	10,742	10,754	11,566	12,291

Number of dispositions and qualifying footnotes

<u>1990</u>	<u>1991</u>	<u>1992</u>	<u>1993</u>	<u>1994</u>	<u>1995</u>	<u>1996</u>	<u>1997</u>	<u>1998</u>	<u>1999</u>
287	300	331	306	282	387	318	344	359	372
1,248	1,248	782	757	1,154	1,005	830	819	840	701
641	673	691	761	823	1,949	1,348	1,572	1,458	1,458
1,904	2,243	2,127	2,110	2,096	2,400	2,331	2,323	2,701	2,469
259	245	160	228	220	226	266	289	273	295
1,657	2,162	1,744	1,592	1,864	1,838	1,934	1,763	2,246	2,216
85	43	76	77	123	252	121	152	155	134
287	293	306	296	249	340	295	260	198	208
12,540 B	12,885 B	11,854 B	12,475 B	13,508 B	18,831 B	19,200 B	18,874 B	19,227 B	19,074 B
2,179 B	2,235 B	2,157 B	1,998 B	2,091 B	2,356 B	2,401 B	2,367 B	2,064 B	2,050 B
NA	NA	1,841	1,700	1,739	1,483	1,672	1,494	1,625	1,625
1,038	1,123	1,399	1,260	1,360	1,267	1,143	679	737	737
774	814	1,320	1,388	1,625	1,808	1,806	1,670	1,674	1,674
NA	NA	441	304	348	446	683	676	802	1,016
3,519 B	3,551 B	3,558 B	3,837 B	4,267 B	4,681 B	4,043 B	4,996 B	5,491 B	5,964 B
6,079	6,514	6,428	7,417	6,791	7,558	7,693	7,825	8,168	8,597
NA	NA	NA	NA	391 B	418 B	499 B	397 B	392 B	NA
924	932	954	1,069	1,021 B	1,201 B	1,047 B	1,108 B	1,102 B	1,144 B
843 B	923 B	1,101	863	937 B	1,099 B	1,015 B	1,164 B	1,542 B	1,372 B
3	2	6	3	13	0	8	5	10	4
2,487	2,273	2,482	2,723	3,628	4,782	4,555	6,156	6,488	7,914
8,134	8,091	9,281	9,654	9,543	9,649	10,164	11,249	11,736	13,150

(continued on next page)

TABLE 13: Mandatory Caseload in State Appellate Courts, 1990-1999 (continued)

COURT TYPE:

COLR = Court of last resort
 IAC = Intermediate appellate court

NOTE:

NA = Indicates that the data are unavailable.
 NC = Indicates that the court did not exist during that year.
 NJ = Indicates that the court does not have jurisdiction.

* Alaska—Court of Appeals—Data problem in 1995. The 1994 numbers are repeated again in 1995.
 * Connecticut—Supreme Court—Mandatory filings were counted differently starting in 1994.
 * Oklahoma—All Courts—1999 data not available. The 1998 numbers are repeated in 1999.
 * South Carolina—Supreme Court—Mandatory filings were counted differently in 1998.

QUALIFYING FOOTNOTES:

An absence of a qualifying footnote indicates that the data are complete.

A: The following courts' data are incomplete:

- California—Supreme Court—Disposed data for 1990 do not include **judge disciplinary** cases.
- Colorado—Supreme Court—Filed data for 1994-1999 do not include some **mandatory disciplinary cases** and some **mandatory interlocutory decisions**.
- Massachusetts—Supreme Judicial Court—Data for 1990-1999 do not include **attorney disciplinary** and other cases filed in the "Single Justice" side of the court.
- Montana—Supreme Court—Data for 1990-1998 do not include **administrative agency, advisory opinions, and original proceedings** disposed.
- Pennsylvania—Commonwealth Court—Filed data for 1990-1998 do not include some **original proceedings** and some **administrative agency appeals**.

B: The following courts' data are overinclusive:

- Connecticut—Appellate Court—Filings for 1996-1999 include **discretionary jurisdiction**. Disposed data for 1990-1999 include **discretionary dispositions**.
- Delaware—Supreme Court—Data for 1990-1999 include some **discretionary petitions** and filed data for 1990-1999 include **discretionary petitions** that were **granted**.
- Idaho—Supreme Court—Data for 1990-1993 include **discretionary petitions** that were **granted**.
- Illinois—Appellate Court—Data for 1990-1999 include all **discretionary petitions**.
- Iowa—Supreme Court—Disposed data for 1990 include some **discretionary petitions** that were dismissed by the court. Data for 1994-1999 include **discretionary original proceedings** and **discretionary administrative agency** cases **granted** review and disposed.
- Kansas—Supreme Court—Disposed data for 1994-1999 include all **discretionary petitions**.

- Court of Appeals—Filed data for 1990-1999 include a few **discretionary petitions** that were **granted**. Disposed data for 1990-1999 include all **discretionary petitions**.
- Maine—Supreme Judicial Court—Data for 1994-1999 include **discretionary petitions**.
- Michigan—Court of Appeals—Data for 1990-1999 include **discretionary petitions**.
- Mississippi—Supreme Court—Filed data for 1996-1999 include all **discretionary petitions**.
- Nebraska—Supreme Court—Filed data for 1990-1994 include **discretionary petitions**. Disposed data for 1990-1999 include **discretionary petitions**.
 —Court of Appeals—Data for 1992-1999 include **discretionary petitions**.
- New Mexico—Court of Appeals—Disposed data for 1990-1999 include **interlocutory decisions**.
- New York—Appellate Divisions and Terms of Supreme Court—Data for 1990-1999 include all **discretionary petitions**.
- Oklahoma—Court of Criminal Appeals—Data for 1990-1991 include all **discretionary petitions**.
- Oregon—Supreme Court—Disposed data for 1990-1999 include all **discretionary petitions** that were **granted**.
- Pennsylvania—Commonwealth Court—Disposed data for 1990-1999 include some **discretionary petitions**.
- South Carolina—Supreme Court—Disposed data for 1990-1999 include **discretionary petitions**.
- South Dakota—Supreme Court—Data for 1990-1999 include **discretionary advisory opinions**.
- Tennessee—Supreme Court—Data for 1994-1998 include **discretionary petitions** that were **granted**.
 —Court of Appeals—Data for 1994-1998 include **discretionary petitions** that were **granted**.
 —Court of Criminal Appeals—Disposed data for 1990-1991 include all **discretionary petitions**. Data for 1994-1999 include **discretionary petitions** that were **granted**.
- Utah—Supreme Court—Data for 1990-1999 include all **discretionary petitions**.
 —Court of Appeals—Data for 1990-1999 include all **discretionary petitions**.
- Washington—Supreme Court—Data for 1990-1999 include some **discretionary petitions**.
- Wisconsin—Court of Appeals—Data for 1990-1999 include **discretionary interlocutory decisions**.

C: The following courts' data are both incomplete and overinclusive:

- Arkansas—Supreme Court—Data for 1990-1999 include some **discretionary petitions**, but do not include **mandatory attorney disciplinary cases** and **mandatory advisory opinions**.
- Idaho—Supreme Court—Data for 1994-1999 include **discretionary petitions** that were **granted**, but do not include **interlocutory decisions** or **advisory opinions**.
- Maine—Supreme Judicial Court Sitting as Law Court—1990-1993 data include **discretionary petitions**, but do not include **mandatory disciplinary** and **advisory opinion** cases.

TABLE 14: Discretionary Petitions in State Appellate Courts, 1990-1999

State/Court name:	Number of filings and qualifying footnotes									
	1990	1991	1992	1993	1994	1995	1996	1997	1998	1999
States with one court of last resort and one intermediate appellate court										
ALASKA										
Supreme Court	231	256	253	226	199	200	185	200	238	187
Court of Appeals	61	60	63	50	51	51	48	59	43	45
ARIZONA										
Supreme Court	1,044 B	1,082	1,123	1,309	1,221	1,304	1,594	1,820	1,366	1,209
Court of Appeals	83	113	185	205	198	201	188	218	151	157
ARKANSAS										
Supreme Court	NA	NA	NA	NA	NA	NA	NA	877	877	478
Court of Appeals	NJ	NJ	NJ	NJ	NJ	NJ	NJ	NJ	NJ	136
CALIFORNIA										
Supreme Court	4,622	4,992	5,367	5,810	6,758	6,299	6,808	7,563	8,627	8,265
Courts of Appeal	7,236	7,025	6,865	7,163	7,119	7,403	8,069	8,879	9,116	8,915
COLORADO										
Supreme Court	1,072	1,063	1,115	1,081	1,115	1,197	1,218	1,332	1,317	1,378
Appellate Court	NJ	NJ	NJ	NJ	NJ	NJ	NJ	NJ	NJ	NJ
CONNECTICUT										
Supreme Court	196	207	218	NA	120 *	274	363	453	472	365
Appellate Court	109	95	80	NA	59	NA	NA	NA	NA	NA
FLORIDA										
Supreme Court	1,710	1,754	1,629	1,681	1,868	2,085	2,428	2,394	2,404	2,629
District Courts of Appeal	2,457	2,591	2,644	2,883	3,123	3,455	3,580	3,579	4,057	3,788
GEORGIA										
Supreme Court	1,079	1,085	1,078	1,179	1,246	1,399	1,257	1,362	1,226	1,148
Court of Appeals	794	450	957	925	611	419	483	479	455	434
HAWAII										
Supreme Court	43	32	55	48	38	23	32	86	92	78
Intermediate Ct. of Ap.	NJ	NJ	NJ	NJ	NJ	NJ	NJ	NJ	NJ	NJ
IDAHO										
Supreme Court	77	93	92	101	127	96	127	107	90	82
Court of Appeals	NJ	NJ	NJ	NJ	NJ	NJ	NJ	NJ	NJ	NJ
ILLINOIS										
Supreme Court	1,582	1,673	1,887	1,572	1,895	2,121	2,374	2,308	2,309	2,200
Appellate Court	NA	NA	NA	NA	NA	NA	NA	NA	NA	NA
IOWA										
Supreme Court	NA	NA	NA	NA	NA	NA	NA	NA	NA	NA
Court of Appeals	NJ	NJ	NJ	NJ	NJ	NJ	NJ	NJ	NJ	NJ
KANSAS										
Supreme Court	461	500	495	508	525	566	604	786	1,019	981
Court of Appeals	NA	NA	NA	NA	NA	NA	NA	NA	NA	NA
KENTUCKY										
Supreme Court	753 A	788 A	664	771	724	806	707	751	779	803
Court of Appeals	59	314	81	114	108	105	102	105	106	84

Number of dispositions and qualifying footnotes

1990	1991	1992	1993	1994	1995	1996	1997	1998	1999
235 64	241 66	271 60	241 52	212 56	199 56	176 51	206 66	215 48	199 38
1,006 B 56	1,061 99	1,074 156	1,237 177	1,220 180	1,354 260	1,555 193	1,500 205	1,175 172	1,287 163
NA NJ	NA NJ	NA NJ	NA NJ	NA NJ	NA NJ	NA NJ	799 NJ	424 NJ	487 140
4,442 7,438	4,907 7,266	5,440 5,727	5,775 7,216	6,783 7,290	6,554 7,531	6,524 8,146	7,406 NA	8,219 9,496	8,599 9,422
1,261 B NJ	1,326 B NJ	1,286 B NJ	1,261 B NJ	1,290 B NA	1,316 B NJ	1,369 NJ	1,432 NJ	1,561 NJ	1,615 B NJ
155 46	NA NA	NA NA	NA NA	255 NA	238 NA	238 NA	NA NA	260 NA	216 NA
1,639 2,297	1,800 2,421	1,656 2,404	1,676 2,703	1,931 2,745	2,017 3,326	2,448 3,352	2,238 3,221	2,365 3,475	2,422 4,402
1,559 B 794	986 B 386	854 957	983 919	992 559	1,398 595	1,257 502	1,330 481	1,545 455	1,066 438
43 NJ	32 NJ	50 NJ	49 NJ	42 NJ	22 NJ	32 NJ	86 NJ	88 NJ	82 NJ
86 NJ	79 NJ	107 NJ	94 NJ	112 NJ	114 NJ	125 NJ	105 NJ	82 NJ	86 NJ
1,498 NA	1,551 NA	1,808 NA	1,499 NA	1,793 NA	2,193 NA	2,118 NA	2,247 NA	2,200 NA	2,208 NA
311 A NJ	501 A NJ	184 A NJ	159 A NJ	186 A NJ	183 A NJ	171 NJ	NA NJ	NA NJ	1,694 * NJ
NA NA	NA NA	NA NA	NA NA	NA NA	NA NA	NA NA	NA NA	NA NA	NA NA
718 A 76	702 A 315	731 62	725 118	735 103	678 109	700 116	720 101	749 106	746 93

(continued on next page)

TABLE 14: Discretionary Petitions in State Appellate Courts, 1990-1999 (continued)

State/Court name:	Number of filings and qualifying footnotes									
	1990	1991	1992	1993	1994	1995	1996	1997	1998	1999
LOUISIANA										
Supreme Court	2,684	2,298	3,181	3,021	3,028	3,000	2,955	3,068	3,038	3,457
Courts of Appeal	3,980	4,844	4,926	4,773	5,084	5,373	5,426	6,134	6,375	6,901
MARYLAND										
Court of Appeals	626	646	658	765	688	772	745	683	707	702
Court of Spec. Appeals	204	254	193	332	350	509	378	436	428	392
MASSACHUSETTS										
Supreme Judicial Court	444 A	501 A	563 A	670 A	684 A	753 A	728 A	768 A	980 A	781 A
Appeals Court	916	950	969	996	1,016	988	945	NA	944	NA
MICHIGAN										
Supreme Court	2,507	2,233	2,422	2,747	3,182	3,172	2,768	2,844	2,426	2,242
Court of Appeals	NA	NA	2,801	2,845	2,668	2,768	3,325	3,407	3,469	3,517
MINNESOTA										
Supreme Court	662	703	767	733	774	785	743	741	680	656
Court of Appeals	312	482	68	66	76	51	65	51	65	35
MISSISSIPPI										
Supreme Court	64	80	65	69	60	84	NA	NA	NA	NA
Court of Appeals	NC	NC	NC	NC	NC	NJ	NA	NA	NA	NA
MISSOURI										
Supreme Court	809	710	771	734	781	791	690	645	586	577
Court of Appeals	NJ	NJ	NJ	NJ	NJ	NJ	NJ	NJ	NJ	NJ
NEBRASKA										
Supreme Court	NA	NA	NA	NA	192	347	240	282	374	306
Court of Appeals	NC	NC	NA	NA	NA	NJ	NJ	NJ	NJ	NJ
NEW JERSEY										
Supreme Court	1,217 A	2,907	2,881	2,770	2,953	3,038	3,060	3,340	3,248	2,969
Appellate Div. of Super.	NA	NA	NA	NA	0	0	0	0	0	0
NEWMEXICO										
Supreme Court	414	364	504	453	629	613	649	650	736	513
Court of Appeals	46	49	53	33	56	51	55	48	44	60
NORTH CAROLINA										
Supreme Court	626	492	388	341	489	471	502	544	547	609
Court of Appeals	451	415	356	361	390	428	462	523	582	633
OHIO										
Supreme Court	1,872	1,984	2,065	1,932	1,957	1,861	1,945	1,839	1,848	1,653
Court of Appeals	NJ	NJ	NJ	NJ	NJ	NJ	NJ	NJ	NJ	NJ
OREGON										
Supreme Court	791	845	882	873	801	768	736	918	962	1,037
Court of Appeals	NJ	NJ	NJ	NJ	NJ	NJ	NJ	NJ	NJ	NJ
PUERTO RICO										
Supreme Court	NA	NA	NA	NA	NA	1,038	393	627	1,047	1,002
Circuit Court of Appeals	NC	NC	NC	NC	NC	1,076	1,200	2,042	2,276	2,121

Number of dispositions and qualifying footnotes

1990	1991	1992	1993	1994	1995	1996	1997	1998	1999
2,870	3,084	3,003	2,832	2,747	2,758	3,401	3,400	3,230	3,131
3,945	4,440	4,842	4,659	4,991	5,325	5,502	6,351	6,610	6,984
608	659	640	767	676	708	769	784	707	702
204	254	193	332	254	509	378	436	446	392
NA	NA	NA	NA	689	734	728	768	794	781
916	950	969	996	1,016	988	945	NA	944	NA
2,755	2,444	2,665	2,516	2,733 B	2,799 B	2,898	2,736	2,987	2,568
NA	NA	NA	NA	NA	NA	NA	NA	NA	3,476
679	627	773	628	768	747	770	721	NA	573
306	395	67	53	75	54	65	51	54	33
59	76	69	38	60	73	297	NA	NA	NA
NC	NC	NC	NC	NC	NJ	NA	NA	NA	NA
823	703	773	712	769	776	668	522	581	603
NJ	NJ	NJ	NJ	NJ	NJ	NJ	NJ	NJ	NJ
NA	NA	NA	NA	NA	NA	NA	NA	NA	327
NC	NC	NJ	NJ	NJ	NJ	NJ	NJ	NJ	NJ
1,200 A	2,941	2,982	2,806	2,858	2,958	3,070	3,311	3,343	2,808
NA	NA	NA	NA	0	0	0	0	0	0
402	334	NA	436	616	632	641	650	692	513
NA	9	5	0	0	NA	NA	NA	NJ	NJ
601	498	396	317	464	470	443	556	500	616
431	415	356	307	379	376	401	459	523	563
1,413	1,956	1,859	1,700	1,861	1,698	1,831	1,759	1,663	1,565
NJ	NJ	NJ	NJ	NJ	NJ	NJ	NJ	NJ	NJ
707	773	726	797	736	732	732	684	929	1,013
NJ	NJ	NJ	NJ	NJ	NJ	NJ	NJ	NJ	NJ
NA	NA	NA	NA	NA	1,220	487	631	879	1,085
NC	NC	NC	NC	NC	670	1,041	1,594	2,524	2,278

(continued on next page)

TABLE 14: Discretionary Petitions in State Appellate Courts, 1990-1999 (continued)

State/Court name:	Number of filings and qualifying footnotes									
	1990	1991	1992	1993	1994	1995	1996	1997	1998	1999
SOUTH CAROLINA										
Supreme Court	61	95	62	74	50	61	197	646 *	977	1,109
Court of Appeals	NJ	NJ	NJ	NJ	NJ	NJ	NJ	NJ	NJ	NJ
UTAH										
Supreme Court	48	33	60	45	136	NA	NA	NA	NA	NA
Court of Appeals	NA	NA	NA	NA	NA	NA	NA	NA	NA	NA
VIRGINIA										
Supreme Court	1,775	1,936	1,908	1,854	2,169	2,285	1,546	2,671	2,576	2,881
Court of Appeals	1,570	1,853	1,933	1,990	1,989	2,259	2,379	2,337	2,371	2,415
WASHINGTON										
Supreme Court	891 A	881 A	1,020 A	1,054 A	1,142 A	1,073 A	1,135 A	1,268 A	1,146 A	1,355
Court of Appeals	351	355	400	358	399	455	504	430	442	350
WISCONSIN										
Supreme Court	842	992	972	1,156	1,158	1,123	1,217	1,124	1,189	1,101
Court of Appeals	NA	NA	NA	NA	NA	NA	NA	NA	NA	NA
States with no intermediate appellate court										
DELAWARE										
Supreme Court	0	0	0	0	0	0	0	0	0	0
DISTRICT OF COLUMBIA										
Court of Appeals	45	36	44	21	18	16	28	23	25	26
MAINE										
Supreme Judicial Court	NA	NA	NA	NA	NA	NA	NA	NA	NA	NA
MONTANA										
Supreme Court	NA	NA	94	138	111	67	101	NA	144	53
NEVADA										
Supreme Court	NJ	NJ	NJ	NJ	NJ	NJ	NJ	NJ	NJ	NJ
NEW HAMPSHIRE										
Supreme Court	627	597	774	864	880	892	850	915	839	826
NORTH DAKOTA										
Supreme Court	NA	NA	NA	NA	25	26	28	15	20	12
RHODE ISLAND										
Supreme Court	177	201	268	288	297	285	268	210	212	191
SOUTH DAKOTA										
Supreme Court	49 A	31 A	28 A	40 A	57 A	67 A	53 A	56 A	54 A	62 A
VERMONT										
Supreme Court	32	36	26	27	23	35	20	24	25	29
WEST VIRGINIA										
Supreme Court of Appeals	1,623	3,180	2,357	2,113	2,442	2,691	3,099	3,114	3,415	3,539

Number of dispositions and qualifying footnotes

1990	1991	1992	1993	1994	1995	1996	1997	1998	1999
NA	NA	NA	NA	NA	NA	NA	1,239	732	732
NJ	NJ	NJ	NJ	NJ	NJ	NJ	NJ	NJ	NJ
NA	NA	NA	NA	NA	106	NA	NA	NA	NA
NA	NA	NA	NA	NA	NA	NA	NA	NA	NA
1,610	1,295	1,530	1,446	1,763	2,260	2,382	2,619	2,769	2,810
2,140	2,308	2,380	2,491	2,184	2,505	2,460	2,306	2,303	2,458
883 A	862 A	943 A	1,058 A	1,145 A	1,044 A	1,076 A	1,180 A	1,236	1,259
354	270	361	374	368	385	460	499	464	386
728	905	720	888	991	1,008	1,181	1,142	1,177	1,128
NA	NA	NA	NA	NA	NA	NA	NA	NA	NA
0	0	0	0	0	0	0	0	0	0
45	36	44	46	21	13	22	26	19	37
NA	NA	NA	NA	NA	NA	NA	NA	NA	NA
NA	NA	84	117	79	81	186	NA	128	106
NJ	NJ	NJ	NJ	NJ	NJ	NJ	NJ	NJ	NJ
567	543	515	662	793	875	857	907	767	826
NA	NA	NA	NA	25	26	31	17	17	12
197	188	255	292	260	304	302	219	234	208
NA	NA	NA	NA	NA	NA	NA	NA	NA	NA
36	33	27	26	24	33	23	23	24	29
1,586	2,675	2,598	2,100	2,312	2,098	2,583	3,085	3,488	3,089 A

(continued on next page)

TABLE 14: Discretionary Petitions in State Appellate Courts, 1990-1999 (continued)

State/Court name:	Number of filings and qualifying footnotes									
	1990	1991	1992	1993	1994	1995	1996	1997	1998	1999
WYOMING										
Supreme Court	NJ	NJ	NJ	NJ	NJ	NJ	NJ	NJ	NJ	NJ
States with multiple appellate courts at any level										
ALABAMA										
Supreme Court	867	1,028	741	737	708	797	915	956	967	1,107
Court of Civil Appeals	NJ	NJ	NJ	NJ	NJ	NJ	NJ	NJ	NJ	NJ
Court of Criminal Appeals	NJ	NJ	NJ	NJ	NJ	NJ	NJ	NJ	NJ	NJ
INDIANA										
Supreme Court	690	822	731	604	672	818	817	711	733	815
Court of Appeals	112	93	124	NA	NA	NA	NA	NA	NA	NA
Tax Court	NJ	NJ	NJ	NJ	NJ	NJ	NJ	NJ	NJ	NJ
NEW YORK										
Court of Appeals	4,499	4,420	4,260	4,489	4,588	4,861	4,582	4,647	4,466	4,320
Appellate Div.	NA	NA	NA	NA	NA	NA	NA	NA	NA	NA
Appellate Terms	NA	NA	NA	NA	NA	NA	NA	NA	NA	NA
OKLAHOMA										
Supreme Court	446	388	570	507	512	578	507	436	NA	NA
Court of Appeals	NJ	NJ	NJ	NJ	NJ	NJ	NJ	NJ	NJ	NJ
Court of Criminal Appeals	NA	NA	NA	NA	NA	NA	NA	NA	NA	NA
PENNSYLVANIA										
Supreme Court	3,645	3,456	3,412	2,734	2,695	3,009	2,870	2,890	3,113	3,496
Commonwealth Court	36	128	31	29	151	172	110	997	NA	NA
Superior Court	NJ	NJ	NJ	NJ	NJ	NJ	NJ	NJ	NJ	NJ
TENNESSEE										
Supreme Court	731	775	834	782	828	903	859	954	1,134	1,001
Court of Appeals	109	131	149	259	264	242	273	233	288	260
Court of Criminal Appeals	55	71	90	165	174	166	175	136	NA	107
TEXAS										
Supreme Court	1,206	1,283	1,462	1,441	1,394	1,407	1,340	1,373	1,829	1,818
Court of Criminal Appeals	1,380	1,340	1,691	1,610	1,477	1,439	1,847	1,677	1,983	2,060
Courts of Appeal	NJ	NJ	NJ	NJ	NJ	NJ	NJ	NJ	NJ	NJ

COURT TYPE:

- COLR = Court of last resort
- IAC = Intermediate appellate court

NOTE:

- NA = Indicates that the data are unavailable.
- NC = Indicates that the court did not exist during that year.
- NJ = Indicates that the court does not have jurisdiction.
- * Connecticut—Supreme Court—Discretionary petitions were counted differently starting in 1994.
- * Iowa—Supreme Court—Discretionary petitions were counted differently starting in 1999.
- * South Carolina—Supreme Court—Discretionary petitions disposed were counted differently in 1997.

QUALIFYING FOOTNOTES:

An absence of a qualifying footnote indicates that the data are complete.

A: The following courts' data are incomplete:

- Iowa—Supreme Court—Disposed data for 1990-1995 do not include some **discretionary original proceedings**.
- Kentucky—Supreme Court—Data for 1990-1991 do not include some **unclassified discretionary petitions**.
- Massachusetts—Supreme Judicial Court—Filed data for 1990-1999 do not include certain cases filed in the "Single Justice" side of the court, in which a single justice was asked to allow a certain type of **interlocutory appeal** to proceed (which, if allowed, could be sent to either appellate court) or to allow an appeal from the denial of a motion for new trial in certain capital cases.
- New Jersey—Supreme Court—Data for 1990 do not include **discretionary interlocutory decisions**.

Number of dispositions and qualifying footnotes

1990	1991	1992	1993	1994	1995	1996	1997	1998	1999
NJ	NJ	NJ	NJ	NJ	NJ	NJ	NJ	NJ	NJ
1,248	1,248	782	757	659	807	882	915	918	901
NJ	NJ	NJ	NJ	NJ	NJ	NJ	NJ	NJ	NJ
NJ	NJ	NJ	NJ	NJ	NJ	NJ	NJ	NJ	NJ
629	770	898	592	641	723	813	752	742	805
116	106	104	74	87	NA	NA	NA	NA	NA
NJ	NJ	NJ	NJ	NJ	NJ	NJ	NJ	NA	NA
3,808	3,907	4,176	4,792	4,303	4,872	4,796	4,572	4,532	4,321
NA	NA	NA	NA	NA	NA	NA	NA	NA	NA
NA	NA	NA	NA	NA	NA	NA	NA	NA	NA
NA	NA	442	652	545	592	384	431	502	502
NJ	NJ	NJ	NJ	NJ	NJ	NJ	NJ	NJ	NJ
412	412	NA	NA	NA	NA	NA	NA	NA	NA
NA	NA	2,683	2,459	3,340	2,850	2,724	2,943	2,798	3,709
NA	NA	NA	NA	NA	NA	NA	1,065 A	NA	NA
NA	NA	NA	NJ	NJ	NJ	NJ	NJ	NJ	NJ
772	708	885	739	760	785	870	639	921	1,028
74	115	130	103	194	182	196	424	250	131
36	37	55	109	128	118	115	104	NA	101
1,166	1,301	1,472	1,574	1,394	1,376	1,362	1,308	1,466	1,454
1,352	1,387	1,526	1,666	1,671	1,452	2,002	1,644	1,866	2,319
NJ	NJ	NJ	NJ	NJ	NJ	NJ	NJ	NJ	NJ

South Dakota—Supreme Court—Filed data for 1990-1999 do not include **advisory opinions**.

Washington—Supreme Court—Data for 1990-1998 do not include some **discretionary** cases.

West Virginia—Supreme Court of Appeals—Disposition data for 1999 are not complete.

Michigan—Supreme Court—Disposed data for 1994-1995 include all **mandatory jurisdiction** cases.

B: The following courts' data are overinclusive:

Arizona—Supreme Court—Data for 1990 include **mandatory judge disciplinary** cases.

Colorado—Supreme Court—Disposed data for 1990-1998 include **mandatory jurisdiction** cases.

Georgia—Supreme Court—Disposed data for 1990-1991 represent some double counting because they include all **mandatory appeals** and **discretionary appeals that were granted** and refiled as appeals.

TABLE 15: Felony Caseload in State Trial Courts of General Jurisdiction, 1990-1999

State/Court name:	Number of filings and qualifying footnotes									
	1990	1991	1992	1993	1994	1995	1996	1997	1998	1999
ALABAMA Circuit	31,807	35,066	39,814	38,773	37,695	40,219	42,551	43,596	47,869	43,340
ALASKA Superior	2,718	2,442	2,763	2,660	2,696	2,778	2,951	3,040	3,262	3,112
ARIZONA Superior	26,057 B	26,140 B	27,677 B	26,471 B	28,522 B	30,299 B	30,817 B	34,649 B	39,513 B	38,262 B
ARKANSAS Circuit	25,755 B	27,742 B	31,776 B	33,192 B	35,432 B	39,273 B	38,866 B	39,350 B	45,925 B	44,717 B
CALIFORNIA Superior	239,628 C	229,677 C	243,093 C	244,137 C	247,589 C	256,959 C	245,587 C	251,575 C	260,311 C	246,306 C
COLORADO District	20,212	20,655	22,565	22,068	23,478	26,852	29,994	32,457	38,419	37,144
CONNECTICUT Superior	5,268	4,684	4,102	3,610	3,848	3,829	3,614	3,377	3,074	3,279
DISTRICT OF COLUMBIA Superior	20,138	21,774	17,521	17,940	17,203	15,240	15,439	13,378	12,594	11,874
FLORIDA Circuit	192,976 B	186,732 B	177,186 B	168,066 B	177,457 B	187,207 B	197,230 B	199,658	191,067 A	196,986 A
GEORGIA Superior	66,275	70,339	68,761 B	63,696 B	64,206	66,648	66,375	73,011	74,872	73,476
HAWAII Circuit	3,025 C	3,174 C	4,675 B	4,049 B	4,085 B	4,449 B	4,257 B	4,705 B	5,029 B	4,360 B
IDAHO District	5,725	6,535	7,107	7,324	8,297	9,765	9,143	9,600	10,482	10,034
ILLINOIS Circuit	74,541 C	77,849 B	78,778 B	80,554 B	81,647	88,772	90,902	97,764	101,399	91,103
INDIANA Superior and Circuit	27,681 B	29,098 B	28,958 B	32,166 B	33,268 B	36,397 B	47,451 B	43,397 B	51,056 B	54,548 B
IOWA District	10,884 B	12,867 B	14,004 B	13,451	13,599	15,487	17,398	17,850	18,818	18,855
KANSAS District	12,197	11,436	13,412	13,229	14,423	15,267	17,150	17,831	17,653	19,007
KENTUCKY Circuit	14,881 B	15,078 B	17,032 B	19,478 B	17,844 B	18,739 B	19,128 B	20,102 B	20,752 B	21,770 B
LOUISIANA District	23,621	29,138	27,251	31,694	31,907	30,006	48,507	46,051	54,726	48,172
MAINE Superior	4,745	4,571	4,342	3,842	3,629	3,619	3,473	3,549	3,522	3,517

(continued on next page)

TABLE 15: Felony Caseload in State Trial Courts of General Jurisdiction, 1990-1999 (continued)

State/Court name:	Number of filings and qualifying footnotes									
	1990	1991	1992	1993	1994	1995	1996	1997	1998	1999
MARYLAND Circuit	55,755 C	62,935 C	67,828 C	63,824 C	62,822 C	62,382 C	63,229 C	62,198 C	65,305 C	65,769 C
MASSACHUSETTS Superior Court	6,271	5,796	5,782	7,546	8,089	7,999	8,101	8,064	8,334	8,840
MINNESOTA District	14,747	16,277	16,273	17,385	18,183	18,456	18,927	20,272	21,555	21,420
MISSOURI Circuit	40,968 B	44,208 B	47,431 B	44,727 B	48,525 B	54,358 B	58,352 B	59,513 B	61,666 B	57,043 B
MONTANA District	2,966 C	3,140 C	NA	NA	NA	NA	NA	NA	NA	NA
NEBRASKA District	5,105 B	5,348 B	5,738 B	5,139 B	5,376 B	5,833 B	6,238 B	6,733 B	7,276 B	7,103 B
NEW HAMPSHIRE Superior	6,678	7,345	7,604	7,442	6,114	6,036	6,302	6,406	6,031	6,701
NEW JERSEY Superior	57,223	54,703	51,054	47,958	47,228	46,652	46,437	48,208	49,807	49,075
NEWMEXICO District	NA	NA	NA	9,017	9,971	11,165	12,900	12,855	13,617	14,628
NEW YORK Supreme and County	79,322 B	78,354 B	76,814 B	71,824 B	71,419 B	68,326 B	68,067 B	63,339 B	63,329 B	55,425 B
NORTH CAROLINA Superior	69,810	73,908	85,748	83,939	83,823	83,417	83,212	88,349	92,672	94,517
NORTH DAKOTA District	1,637 B	1,837 B	1,951	2,155	1,840	2,428	3,614	3,223	3,979	4,139
OHIO Court of Common Pleas	55,949	61,836	65,361	63,744	64,766	67,266	66,850	62,530	64,219	66,689
OKLAHOMA District	27,541 B	28,325 B	29,868 B	30,676 B	32,866 B	37,127 B	34,722 B	42,755 B	42,755 B	42,755 B
OREGON Circuit	28,523	26,050	27,159	27,333	30,725	33,457	30,797	33,719	39,587 B	37,459 B
PENNSYLVANIA Court of Common Pleas	139,699 B	137,046 B	140,416 B	139,672 B	139,985 B	143,588 B	144,251 B	149,123 B	155,460 B	155,089 B
PUERTO RICO Court of First Instance	23,328	28,340	28,591	33,002	37,779	35,719 B	35,473 B	33,073 B	37,870 B	37,183 B
RHODE ISLAND Superior	6,011	5,665	5,764	5,772	5,682	6,045	6,149	5,698	5,703	4,945

(continued on next page)

TABLE 15: Felony Caseload in State Trial Courts of General Jurisdiction, 1990-1999 (continued)

State/Court name:	Number of filings and qualifying footnotes									
	1990	1991	1992	1993	1994	1995	1996	1997	1998	1999
SOUTH DAKOTA Circuit	4,072	3,675	4,441	4,435	4,573	5,124	5,087	5,440	5,079	4,662
TENNESSEE Circuit, Criminal, and Chancery	55,622 B	55,587 B	58,771 B	57,778 B	61,147 B	54,974 B	80,059 B	59,385	62,515	61,871
TEXAS District	147,230	144,408	153,853	148,960	144,092	130,966	130,703	137,138	140,375	135,764
UTAH District*	4,608 C	13,216 B	14,541 B	17,671 B	11,450 B	15,510 B	20,842 B	18,238 B	21,213 B	21,704 B
VERMONT District Superior	2,202 53	2,319 6	2,810 6	2,716 0	2,842 1	3,018 1	3,010 1	3,435 0	3,368 2	3,311 1
VIRGINIA Circuit	64,053	70,145	73,889	75,867	77,104	81,328	81,819	88,269	95,806	96,584
WASHINGTON Superior	26,914	27,503	28,529	28,032	28,728	32,296	31,035	34,103	37,592	37,995
WEST VIRGINIA Circuit	4,071 B	4,217 B	4,446 B	4,308 B	4,604 B	4,167 B	4,424 B	4,819 B	4,744 B	4,751 B
WISCONSIN Circuit	18,738	19,523	20,399 A	18,613 A	18,777 A	24,246	28,388	29,117	28,236	26,440
WYOMING District	1,503	1,365	1,282 A	1,638 A	1,733 A	1,789 A	1,835 A	1,983 A	1,993 A	1,449 A

NA = Data were unavailable or not comparable.

QUALIFYING FOOTNOTES:

The absence of a qualifying footnote indicates that data are complete.

† 1997 data for Oklahoma are repeated for 1998 and 1999 since data were not available. 1999 data for Pennsylvania are preliminary.

A: The following courts' data are incomplete:

- Florida—Circuit Court—Felony data for 1998 and 1999 are slightly incomplete due to technical difficulties experienced by smaller counties.
- Wisconsin—Circuit Court—Felony data for 1992-1994 do not include some cases reported with unclassified criminal.
- Wyoming—District Court—Felony data for 1992 and 1996 do not include cases from two counties. For 1993-1995 and 1997-1999, one county did not report.

B: The following courts' data are overinclusive:

- Arizona—Superior Court—Felony data for 1990-1999 include DWI/DUI cases.

Arkansas—Circuit Court—Felony data include some DWI/DUI cases.

Florida—Circuit Court—Felony data for 1990-1996 include misdemeanor, DWI/DUI, and miscellaneous criminal cases.

Georgia—Superior Court—Felony data for 1992-1993 include criminal appeals.

Hawaii—Circuit Court—Felony data for 1992-1999 include misdemeanor cases.

Illinois—Circuit Court—Felony data for 1991-1993 include preliminary hearings for courts "downstate."

Indiana—Superior and Circuit Courts—Felony data include DWI/DUI cases.

Iowa—District Court—Felony data for 1990-1992 include third-offense DWI/DUI cases.

Kentucky—Circuit Court—All felony data include misdemeanor cases. 1990 data also include sentence review only and postconviction remedy proceedings. 1993-1999 data also include DWI/DUI cases.

Missouri—Circuit Court—Felony data include some DWI/DUI cases.

Nebraska—District Court—Felony data include misdemeanor, DWI/DUI, and miscellaneous criminal cases.

(continued on next page)

TABLE 15: Felony Caseload in State Trial Courts of General Jurisdiction, 1990-1999 (continued)

New York—Supreme and County Courts—**Felony** data include **DWI/DUI** cases.

North Dakota—District Court—**Felony** data for 1990-1991 include **sentence review only** and **postconviction remedy proceedings**.

Oklahoma—District Court—**Felony** data include some **miscellaneous criminal** cases.

Oregon—Circuit Court—**Felony** data for 1998 and 1999 include some **DWI/DUI** cases.

Pennsylvania—Court of Common Pleas—**Felony** data include **misdemeanor**, **DWI/DUI**, and some **criminal appeals** cases.

Puerto Rico—Court of First Instance—**Felony** data for 1995-1999 include **domestic violence** cases.

Tennessee—Circuit, Criminal, and Chancery Court—**Felony** data for 1990-1996 include **misdemeanor** and some **criminal appeals** cases.

Utah—District Court—**Felony** data for 1991-1993 include some **misdemeanor**, some **DWI/DUI** and **criminal appeals** cases, and some **postconviction remedy** and **sentence review only proceedings**. 1994 and 1995 data include **criminal appeals** and some **postconviction remedy** and **sentence review only proceedings**. 1996 and 1997 data include some **postconviction remedy** and **sentence review only proceedings**. 1998 and 1999 data include **sentence review only proceedings**.

West Virginia—Circuit Court—**Felony** data include **DWI/DUI** cases.

courts. Data for 1997 include **DWI/DUI** cases, but do not include partial data from five courts. Data for 1998 include **DWI/DUI** cases, but do not include partial data from six courts. Data for 1999 include **DWI/DUI** cases, but do not include partial year data from several courts.

Hawaii—Circuit Court—**Felony** data for 1990-1991 include **misdemeanor** cases, but do not include reopened prior cases.

Illinois—Circuit Court—**Felony** data for 1990 include **preliminary hearings** for courts downstate, but do not include some reinstated and transferred cases.

Maryland—Circuit Court—**Felony** data include some **misdemeanor** cases, but do not include some cases.

Montana—District Court—**Felony** data for 1990-1991 include some **trial court civil appeals**, but do not include some cases reported with unclassified criminal data.

Utah—District Court—**Felony** data for 1990 include **misdemeanor** and **criminal appeals** cases, and some **postconviction remedy** and **sentence review only proceedings**, but do not include cases from the former Circuit Courts and are less than 75% complete.

* Additional court information:

Utah—District Court—The Circuit Courts in Utah were abolished as of July 1, 1996 and their caseload absorbed into the District Court. Data for prior years were merged for comparability.

C: The following courts' data are incomplete and overinclusive:

California—Superior Court—**Felony** data for 1990 and 1992 include **DWI/DUI** cases, but do not include partial year data from one court. Data for 1991 include **DWI/DUI** cases, but do not include data from one court. Data for 1993 include **DWI/DUI** cases, but do not include partial data from 14 courts. Data for 1994 and 1996 include **DWI/DUI** cases, but do not include partial data from three courts. Data for 1995 include **DWI/DUI** cases, but do not include data from two

TABLE 16: Tort Caseload in State Trial Courts of General Jurisdiction, 1990-1999

State/Court name:	Number of filings and qualifying footnotes									
	1990	1991	1992	1993	1994	1995	1996	1997	1998	1999
ALABAMA Circuit	NA	NA	11,498 B	11,512 B	10,893 B	12,254 B	16,658 B	13,202 B	13,112 B	12,124
ALASKA Superior	826	838	815	935	875	1,024	1,005	1,048	1,026	986
ARIZONA Superior*	15,418	15,442	13,842	12,940	22,815	13,776	15,116	14,934	15,006	13,480
ARKANSAS Circuit	5,045	5,099	5,098	5,228	5,298	5,254	5,180	4,586	4,331	4,252
CALIFORNIA Superior	121,960 A	114,298 A	109,219 A	88,346 A	83,721 A	79,490 A	77,402 A	70,039 A	68,297 A	69,666 A
COLORADO District	5,886	6,295	6,151	5,001	4,977	4,731	4,763	4,994	4,984	4,882
CONNECTICUT Superior	16,477	16,266	16,250	15,947	15,642	17,932	19,211	19,903	20,036	18,887
DISTRICT OF COLUMBIA Superior	NA	3,605	5,424	NA	NA	NA	NA	NA	NA	NA
FLORIDA Circuit*	40,748	44,257	43,458	43,536	43,045	46,025	46,239	47,996	45,886	47,045 A
HAWAII Circuit	2,065 A	2,365 A	2,689 A	2,941 A	2,517 A	2,934 A	2,468 A	2,205 A	2,105 A	1,824
IDAHO District	1,127 A	1,044 A	1,136 A	1,115	1,221	1,176	1,423	1,479	1,391	1,600
INDIANA Superior and Circuit	6,719	7,910	8,043	9,452	12,066	13,366	13,032	13,033	12,412	12,665
KANSAS District	4,010	4,076	4,338	4,395	4,282	5,082	5,641	6,194	6,358	5,762
MAINE Superior	1,878	1,686	1,643	1,615	1,740	1,819	1,657	1,572	1,386	1,271
MARYLAND Circuit	14,908 A	16,270 A	15,612 A	14,989 A	14,485 A	15,427 A	15,540 A	15,517 A	14,769 A	13,458 A
MASSACHUSETTS Superior Court	13,437	13,721	13,957	NA	13,774	13,854	12,982	12,299	11,602	11,127
MICHIGAN Circuit	38,784	31,869	34,497	35,450	39,538	30,372	52,270	24,891	23,800	22,509
MINNESOTA District	7,135	7,252	7,460	6,861	6,751	6,919	6,887	7,312	6,748	6,088
MISSISSIPPI Circuit	NA	NA	NA	NA	NA	NA	NA	6,045	6,054	5,488
Chancery	NA	NA	NA	NA	NA	NA	NA	383	452	215

(continued on next page)

TABLE 16: Tort Caseload in State Trial Courts of General Jurisdiction, 1990-1999 (continued)

State/Court name:	Number of filings and qualifying footnotes									
	1990	1991	1992	1993	1994	1995	1996	1997	1998	1999
MISSOURI Circuit	21,680	21,245	19,999	17,883	16,960	17,506	19,495	19,344	20,757	18,953
MONTANA District	1,651	1,518	NA	NA	NA	NA	NA	NA	NA	NA
NEVADA District	5,295	5,871	6,185	6,788	7,486	7,873	8,906	9,177	8,590	7,532
NEW HAMPSHIRE Superior	NA	NA	NA	NA	NA	NA	NA	NA	2,063 A	1,969 A
NEW JERSEY Superior	72,463 A	73,614 A	67,380 A	63,776 A	63,538 A	60,234 A	57,627 A	57,955 A	82,817	79,142
NEW MEXICO District	NA	NA	4,578	5,759	4,842	5,159	5,437	5,364	4,940	5,247
NEW YORK Supreme and County	65,026	65,767	72,189	71,113	75,298	81,265	84,126	82,514	81,794	80,863
NORTH CAROLINA Superior	8,175	8,656	9,361	9,754	9,739	10,256	10,536	10,588	10,683	10,098
NORTH DAKOTA District	744	531	411	525	535	685	531	563	717	638
OHIO Court of Common Pleas	34,488	34,422	33,196	31,229	31,181	33,371	36,896	50,472	31,298	31,873
OREGON Circuit*	NA	8,100	7,551	7,473	8,184	8,639	8,713	8,305	7,558	7,313
PUERTO RICO Court of First Instance*	8,027	8,520	8,552	8,948	9,803	10,236 A	10,024 A	10,311 A	10,788 A	9,834 A
RHODE ISLAND Superior	NA	NA	NA	NA	NA	NA	3,923	3,537	3,495	3,496
TENNESSEE Circuit, Criminal, and Chancery	13,453	13,223	13,100	12,106	12,221	13,726	14,054	14,481	13,873	12,186
TEXAS District	39,648	44,088	46,762	47,586	48,631	51,544	46,493	42,954	40,385	35,668
UTAH District	1,631 B	1,729 B	1,979 B	1,804 B	1,928 B	2,058 B	1,686	1,827	1,849	2,386
WASHINGTON Superior	10,147	11,375	11,142	11,856	11,950	12,850	12,776	12,552	12,290	11,674
WISCONSIN Circuit	9,669	8,865	8,835	9,043	9,583	10,559	6,285	8,495	8,725	8,283
WYOMING District	NA	NA	504 A	553 A	530 A	505 A	611 A	605 A	536 A	420 A

(continued on next page)

TABLE 16: Tort Caseload in State Trial Courts of General Jurisdiction, 1990-1999 (continued)

NA = Data were unavailable or not comparable.

QUALIFYING FOOTNOTES:

The absence of a qualifying footnote indicates that data are complete.

A: The following courts' data are incomplete:

California—Superior Court—**Tort** data do not include **medical malpractice** and **product liability** cases. **Tort** data for 1990 and 1992 also do not include partial data from one court. Data for 1991 also do not include data from one court. Data for 1993 also do not include partial data from fourteen courts. Data for 1994 and 1996 also do not include partial data from three courts. Data for 1995 also do not include partial data from two courts. Data for 1997 also do not include partial data for five courts. Data for 1998 also do not include partial data for six courts. Data for 1999 also do not include partial data from several courts.

Florida—Circuit Court—**Tort** data for 1999 do not include partial data from one county.

Hawaii—Circuit Court—**Tort** data for 1990-1998 do not include a small number of District Court transfers reported with other civil cases.

Idaho—District Court—**Tort** data for 1990 through 1992 do not include some cases reported with unclassified civil cases.

Maryland—Circuit Court—**Tort** data do not include some cases reported with unclassified civil cases.

New Hampshire—Superior Court—**Tort** data do not include some cases reported with unclassified civil cases.

New Jersey—Superior Court—**Tort** data for 1990-1997 do not include

some cases reported with unclassified civil cases.

Puerto Rico—Court of First Instance—**Tort** data for 1995-1999 do not include cases from the Municipal Division.

Wyoming—District Court—**Tort** data for 1992 and 1996 do not include cases from two counties. For 1993-1995 and 1997-1999, one county did not report tort data.

B: The following courts' data are overinclusive:

Alabama—Circuit Court— **Tort** data for 1992-1998 include some **postconviction remedy proceedings**.

Utah—District Court—**Tort** data for 1990-1995 include de novo **appeals** from the Justice Court.

* Additional court information:

Arizona—Superior Court—Tort reform legislation caused the tort caseload to increase dramatically in 1994.

Florida—Circuit Court—The large increase in tort filings for 1991 is due in part to the filing of 1,113 asbestos cases in Miami in July of 1991.

Oregon—Circuit Court—The District Courts in Oregon were abolished as of January 15, 1998 and their caseload absorbed into the Circuit Court. Data for prior years were merged for comparability.

Puerto Rico—Court of First Instance—The Judicial Reform Act of 1994 consolidated the Superior, District, and Municipal Courts into one Court of First Instance effective 1995. Tort data for 1990-1994 were combined for all three courts to ensure comparability across the ten-year trend.

Appendix 1: *Methodology*

Court Statistics Project: Goals and Organization

The Court Statistics Project of the National Center for State Courts compiles and reports comparable court caseload data from the 50 states, the District of Columbia, and Puerto Rico. Project publications and technical assistance encourage greater uniformity in how individual state courts and state court administrative offices collect and publish caseload information. Progress toward these goals should result in more meaningful and useful caseload information for judges, court managers, and court administrators.

The *State Court Caseload Statistics: Annual Report* series is a cooperative effort of the Conference of State Court Administrators (COSCA) and the National Center for State Courts (NCSC). Responsibility for project management and staffing is assumed by the NCSC's Court Statistics Project. COSCA, through its Court Statistics Committee, provides policy guidance and review. The Court Statistics Committee includes members of COSCA and representatives of state court administrative office senior staff, the National Conference of Appellate Court Clerks, the National Association for Court Management, and the academic community. Preparation of the 1999 caseload report was funded by an ongoing grant from the State Justice Institute (SJI-91-N-007-O00-1) to the NCSC.

In addition to preparing publications, the Court Statistics Project responds to thousands of requests for information and assistance each year. These requests come from a variety of sources, including state court administrative offices, local courts, individual judges, federal and state agencies, legislators, the media, academic researchers, students, and NCSC staff.

Evolution of the Court Statistics Project

During the Court Statistics Project's original data compilation efforts, the *State of the Art* and *State Court Caseload Statistics: 1975 Annual Report*, classification problems arose from the multitude of categories and terms used by the states to report their caseloads. This suggested the need for a model annual report and a statistical dictionary of terms for court usage.

The *State Court Model Statistical Dictionary* provides common terminology, definitions, and usage for reporting appellate and trial court caseloads. Terms for reporting data on case disposition methods are provided in the *Dictionary* and in other project publications. The classification scheme and associated definitions serve as a model framework for developing comparable and useful data. A new edition of the *State Court Model Statistical Dictionary* was published in 1989, consolidating and revising the original 1980 version and the 1984 *Supplement*.

Once a set of recommended terms was adopted, the project's focus shifted to assessing the comparability of caseload data reported by the courts to those terms. It became particularly important to detail the subject matter jurisdiction and methods of counting cases in each state court. Problems related to categorizing and counting cases in the trial and appellate courts were resolved through the development of the *1984 State Trial Court Jurisdiction Guide for Statistical Reporting* and the *1984 State Appellate Court Jurisdiction Guide for Statistical Reporting*. Key information from both guides is updated annually as part of the preparation for a new caseload report. The introduction to the 1981 report details the impact of the *Trial Court Jurisdiction Guide* on the Court Statistics Project data collection and the introduction to the 1984 report describes the effect of the *Appellate Court Jurisdiction Guide*.

The *State Court Organization* series, updated for 1998, serves as a valuable complement to the *Report* series. *State Court Organization 1998* is a reference book that describes in great depth the structure, organization, and management of the state trial and appellate courts.

Sources of Data

Information for the national caseload databases comes from published and unpublished sources supplied by state court administrators and appellate court clerks. Published data typically come from official state court annual reports, which vary widely in form and detail. Although constituting the most reliable and valid data available at the state level, they arrive from statistical data filed monthly, quarterly, or annually by numerous local jurisdictions and, in most states, several trial and appellate court systems. Moreover, these caseload statistics are primarily collected to assist states in managing their own systems and are not prepared specifically for inclusion in the COSCA/NCSC caseload statistics report series.

Some states either do not publish an annual report or publish only limited caseload statistics for either trial or appellate courts. The Court Statistics Project receives unpublished data from those states in a wide range of forms, including internal management memos, computer-generated output, and the project's statistical and jurisdictional profiles, which are updated by state court administrative office staff.

Extensive telephone contact and follow-up correspondence are used to collect missing data, confirm the accuracy of available data, and determine the legal jurisdiction of each court. Information is also collected concerning the number of judges per court or court system (from annual reports, offices of state court administrators, and appellate court clerks); the state

population (based on Bureau of the Census revised estimates); and special characteristics regarding subject matter jurisdiction and court structure. Appendix 2 lists the source of each state's 1999 caseload statistics.

Data Collection Procedures

The following outline summarizes the major tasks involved in compiling the 1999 caseload data reported in this volume:

A. The 1999 state reports were evaluated to note changes in the categories and terminology used for data reporting, changes in the range of available data, and changes in the state's court organization or jurisdiction. This entailed a direct comparison of the 1999 material with the contents of individual states' 1998 annual reports. Project staff used a copy of each state's 1998 trial and appellate court statistical spreadsheets, trial and appellate court jurisdiction guides, and the state court structure chart as worksheets for gathering the 1999 data. Use of the previous year's spreadsheets provides the data collector with a reference point to identify and replicate the logic used in the data collection and ensures consistency over time in the report series. The caseload data were entered onto the 1999 spreadsheets. Caseload terminology is defined by the *State Court Model Statistical Dictionary, 1989*. Prototypes of appellate and trial court statistical spreadsheets can be found in Appendix 3.

B. Caseload numbers were screened for significant changes from the previous year. A record that documents and, where possible, explains such changes is maintained. This process serves as another reliability check by identifying statutory, organizational, or procedural changes that potentially had an effect on the size of the reported court caseload.

C. The data were then transferred from the handwritten copy to computer databases that are created as Excel spreadsheets. Mathematical formulas are embedded in each spreadsheet to compute the caseload totals. Linked spreadsheets contain the information on the number of judges, court jurisdiction, and state population needed to generate caseload tables for the 1999 report.

D. After the data were entered and checked for entry errors and internal consistency, individual spreadsheets were generated for the appellate and trial courts using Excel software. The spreadsheet relates the total for each model reporting category to the category or categories the state used to report its caseload numbers.

E. Trial and appellate court spreadsheets for all 50 states, the District of Columbia, and Puerto Rico are sent directly to the states' administrative offices of the courts and/or the appellate court clerks' offices for

verification. This step in the data collection process (which began with the 1989 report) provides further assurance of data accuracy and often yields the bonus of additional caseload data or improved information on the content and accuracy of the data.

F. The final databases are stored in SPSS and Excel at the NCSC. The annual CSP databases are also archived with the Inter-University Consortium for Political and Social Research (ICPSR) at the University of Michigan.

Ongoing Data Collection

Four basic types of data elements are collected by the Court Statistics Project: (1) trial court caseload statistics, (2) trial court jurisdictional/organizational information, (3) appellate court caseload, and (4) appellate court jurisdictional/organizational information.

For trial courts, emphasis is placed on reporting the total number of civil, criminal, juvenile, and traffic/other violation cases according to the model reporting format. Each of these major case types can be reduced to more specific caseload categories. For example, civil cases consist of tort, contract, real property rights, small claims, mental health, estate, and domestic relations cases, as well as trial court civil appeals and appeals of administrative agency cases. In some instances, these case types can be further refined; for example, domestic relations cases can be divided into marriage dissolution, support/custody, interstate support, adoption, paternity, and domestic violence cases.

Currently, only filing and disposition numbers are entered into the database for each case type. Data on pending cases were routinely collected by the project staff until serious comparability problems were identified when compiling the 1984 report. Some courts provide data that include active cases only; others include active and inactive cases. The COSCA Court Statistics Committee recommended that the collection of pending caseload be deferred until a study determines whether and how data can be made comparable across states.

The trial court jurisdictional profile collects an assortment of information relevant to the organization and jurisdiction of each trial court system. Before the use of Excel spreadsheets for reporting statistical data, the main purpose of the profile was to translate the terminology used by the states when reporting statistical information into generic terms recommended by the *State Court Model Statistical Dictionary*. Each court's spreadsheet captures the state's terminology, and the jurisdiction guide format has been streamlined. The jurisdictional profile currently collects information on number of courts, number of judges, methods of counting cases,

availability of jury trials, dollar amount jurisdiction of the court, and time standards for case processing.

There are also statistical spreadsheets and jurisdiction guides for each state appellate court. Two major case types are used on the statistical spreadsheet: mandatory cases that the court must hear on the merits as appeals of right and discretionary petition cases that the court decides whether to accept and then reach a decision on the merits. The statistical spreadsheet also contains the number of petitions granted if it can be determined. Mandatory and discretionary petitions are further differentiated by whether the case is a review of a final trial court judgment or some other matter, such as a request for interlocutory or postconviction relief. When possible, the statistics are classified according to subject matter, chiefly civil, criminal, juvenile, disciplinary, or administrative agency.

The appellate court jurisdiction guide contains information about each court, including number of court locations, number of justices/judges, number of legal support personnel, point at which appeals are counted as cases, procedures used to review discretionary petitions, and use of panels.

Supplementary Data Collection

The Court Statistics Project supplements its ongoing, general data collection efforts by collecting manner of disposition data from the states' general jurisdiction courts. All of the states, the District of Columbia, and Puerto Rico were contacted and asked to supply manner of disposition data to the project. Twenty-eight states provided comprehensive criminal disposition data, and this year civil disposition data were taken from the Civil Trial Court Network Project. Disposition statistics from these courts present a picture of the way cases are disposed in state trial courts nationally. They are useful in comparing court backlogs, case management systems, and the impact of specialized programs such as arbitration and mediation.

Several obstacles hinder the achievement of comprehensive national statistics on manner of disposition for court cases. First, some states do not collect any disposition data. There were 14 such states in 1999. Second, other states define disposition categories differently, so information may not be comparable. For example, many states have a different definition of what a bench trial is and what is considered a hearing before a judge. States with a very high bench trial rate are using a more liberal definition of what constitutes a bench trial. Third, the mix of cases included in disposition totals may vary. For example, some states report contested and uncontested divorce cases together, while others do not. Also, differences in subject matter jurisdiction, court structure, and units for counting cases will affect the use of manner of disposition statistics.

Completeness

States vary in their ability to report comprehensive and complete manner of disposition data. For criminal cases, Maryland reported only trial dispositions; Massachusetts and Rhode Island reported total criminal trials, but did not distinguish between jury and bench trials. Louisiana provided the number of criminal cases disposed by jury trials only.

Comparability

Comparability is possible when states count trials similarly, use similar methods for counting cases, and report information for a similar range of case types. The point at which a state counts a jury trial varies widely. The table below shows the relative use of alternative trial definitions.

The definitional differences for trials explain some of the variation in trial rates. Generally, most states providing data define a trial in a way that inflates the number of cases disposed at trial.

Definitions	Number of states which use definition for criminal	Number of states which use definition for civil
A) A jury trial is counted when a jury is selected, empaneled, or sworn. A nonjury trial is counted when evidence is first introduced or first witness is sworn.	34	32
B) A jury trial is counted at introduction or swearing of first witness. A nonjury trial is counted when evidence is first introduced or swearing of first witness.	2	3
C) A jury trial is counted at verdict or decision.	16	17

On the criminal side, courts also vary in the point at which they count a case as initially filed. Most states count a criminal case as filed at the information or indictment, although some use the arraignment. Since a number of cases will drop out of the system between these two points (usually by a plea or a dismissal), those courts that use an early count will have a higher rate of nontrial dispositions. Courts also differ in case unit of count. As shown on the opposite page, states differ on whether they count charges, defendants, or indictments.

Definitions for unit of count—Criminal	Number of states
Single Defendant/Single Charge	5
Single Defendant/Single Incident	20
Single Defendant/Single Incident (maximum number of charges)	0
Single Defendant/One or More Incidents	10
Single Defendant/Varies with Prosecutor	6
One or More Defendants/Single Incident	4
One or More Defendants/One or More Incidents	4
One or More Defendants/Varies with Prosecutor	1
Varies with Prosecutor/Varies with Prosecutor	2

Definition of point of count—Criminal	Number of states
At the filing of the Information or Indictment	38
At the filing of the Information or Complaint	5
At the filing of Complaint (Warrant/Accusation)	4
At the Arraignment (First Appearance)	5

Footnotes

Footnotes indicate the degree to which a court’s statistics conform to the Court Statistics Project’s reporting categories defined in the *State Court Model Statistical Dictionary*. Footnoted caseload statistics are either overinclusive in that they contain case types other than those defined for the term in the *Dictionary* or underinclusive in that some case types defined for the term in the *Dictionary* are not included. It is possible for a caseload statistic to contain inapplicable case types while also omitting those which are applicable, making the total or subtotal simultaneously overinclusive and underinclusive.

The 1999 report uses a simplified system of footnotes. An “A” footnote indicates that the caseload statistic for a statewide court system does not include some of the recommended case types; a “B” footnote indicates that the statistic includes some extraneous case types; a “C” footnote indicates that the data are both incomplete and overinclusive. The text of the footnote explains for each court system how the caseload data differ from the reporting category recommended in the *State Court Model Statistical Dictionary*. Caseload statistics that are not qualified by a footnote conform to the *Dictionary*’s definition.

Case filings and dispositions are also affected by the unit and method of count used by the states, differing subject matter and dollar amount jurisdiction, and different court system structures. Most of these differences are

described in the figures found in this volume and are summarized in the court structure chart for each state. The most important differences are reported in summary form in the main caseload tables.

Variations in Reporting Periods

As indicated in Figure A, most states report data by calendar year, others by fiscal year, and a few appellate courts by court term. Therefore, the 12-month period covered in this report is not the same for all courts.

This report reflects court organization and jurisdiction in 1999. Since 1975, new courts have been created at both the appellate and trial level, additional courts report data to the Court Statistics Project, and courts may have merged and/or changed counting or reporting methods. The dollar amount limits of civil jurisdiction in many trial courts also vary. Care is therefore required when comparing 1999 data to previous years. The trend analysis used in this report offers a model for undertaking such comparisons.

Final Note

Comments, corrections, and suggestions are encouraged and can be sent to:

Director, Court Statistics Project
National Center for State Courts
300 Newport Avenue (Zip 23185)
P.O. Box 8798
Williamsburg, VA 23187-8798

Phone: (757) 253-2000
Fax: (757) 564-2056
Internet: mcantrell@ncsc.dni.us

Appendix 2: *Sources of 1999*

State Court Caseload Statistics

Sources of 1999 State Court Caseload Statistics

State	Courts of Last Resort	Intermediate Appellate	General Jurisdiction	Limited Jurisdiction
Alabama	Unpublished data were provided by the Clerk of the Court.	Unpublished data were provided by the clerks of these courts.	Unpublished data were provided by the Director, Administrative Office of the Courts.	Unpublished data were provided by the Director, Administrative Office of the Courts.
Alaska	Alaska Court System 1999 Annual Report.	Alaska Court System 1999 Annual Report.	Alaska Court System 1999 Annual Report.	Alaska Court System 1999 Annual Report.
Arizona	Unpublished data were provided by the Administrative Office of the Courts.	Unpublished data were provided by the Administrative Office of the Courts.	The Arizona Courts Data Report, 1999.	The Arizona Courts Data Report, 1999.
Arkansas	Statistical Supplement to the 1998-1999 Annual Report of the Arkansas Judiciary.	Statistical Supplement to the 1998-1999 Annual Report of the Arkansas Judiciary.	Statistical Supplement to the 1998-1999 Annual Report of the Arkansas Judiciary.	Statistical Supplement to the 1998-1999 Annual Report of the Arkansas Judiciary.
California	Data were provided by the Administrative Office of the Courts.	Data were provided by the Administrative Office of the Courts.	Judicial Council of California www.courtinfo.ca.gov	Judicial Council of California www.courtinfo.ca.gov
Colorado	Colorado Judicial Branch Annual Report FY 1999 Statistical Supplement.	Colorado Judicial Branch Annual Report FY 1999 Statistical Supplement.	Colorado Judicial Branch FY 1999 Annual Report Statistical Supplement www.courts.state.co.us	Colorado Judicial Branch FY 1999 Annual Report Statistical Supplement www.courts.state.co.us
Connecticut	Unpublished data were provided by the Appellate Court Clerk.	Unpublished data were provided by the Appellate Court Clerk.	Unpublished data were provided by the Office of the Chief Court Administrator.	Unpublished data were provided by the Office of the Chief Court Administrator.
Delaware	1999 Annual Report of the Delaware Judiciary.	-----	1999 Annual Report of the Delaware Judiciary & 1999 Statistical Report.	1999 Annual Report of the Delaware Judiciary & 1999 Statistical Report.
District of Columbia	District of Columbia Courts Annual Report, 1999. Additional unpublished data were provided by the Office of the Clerk.	-----	District of Columbia Courts Annual Report, 1999. Unpublished data were provided by the Executive Officer.	-----
Florida	Unpublished data were provided by the State Court Administrator and the Clerk of the Supreme Court.	Unpublished data were provided by the State Court Administrator.	Unpublished data were provided by the State Court Administrator.	Unpublished data were provided by the State Court Administrator and the Department of Highways, Safety, and Motor Vehicles.
Georgia	Unpublished data were provided by the Clerk of the Supreme Court.	Unpublished data were provided by the Clerk of the Court of Appeals.	Unpublished data were provided by the State Court Administrator.	Unpublished data were provided by the State Court Administrator.
Hawaii	The Judiciary State of Hawaii: Annual Report July 1, 1998 to June 30, 1999.	The Judiciary State of Hawaii: Annual Report July 1, 1998 to June 30, 1999.	The Judiciary State of Hawaii: Annual Report July 1, 1998 to June 30, 1999 & Statistical Supplement.	The Judiciary State of Hawaii: Annual Report July 1, 1998 to June 30, 1999 & Statistical Supplement.
Idaho	Unpublished data were provided by the Office of the Court Administrator.	Unpublished data were provided by the Office of the Court Administrator.	The Idaho Courts Annual Report Appendix, 1999.	The Idaho Courts Annual Report Appendix, 1999.
Illinois	Unpublished data were provided by the Clerk of the Supreme Court.	Unpublished data were provided by the Administrative Director of the Courts.	Unpublished data were provided by the Administrative Director of the Courts.	-----
Indiana	Unpublished data were provided by the Executive Director, Supreme Court of Indiana.	Unpublished data were provided by the Executive Director, Supreme Court of Indiana and the Tax Court Administrator.	Unpublished data were provided by the Executive Director, Supreme Court of Indiana.	Unpublished data were provided by the Executive Director, Supreme Court of Indiana.

Sources of 1999 State Court Caseload Statistics

State	Courts of Last Resort	Intermediate Appellate	General Jurisdiction	Limited Jurisdiction
Iowa	Unpublished data were provided by the Clerk of the Appellate Court.	Unpublished data were provided by the Clerk of the Appellate Court.	Unpublished data were provided by the State Court Administrator.	-----
Kansas	Annual Report of the Courts of Kansas: FY 1999.	Annual Report of the Courts of Kansas: FY 1999.	Annual Report of the Courts of Kansas: FY 1999.	Annual Report of the Kansas Municipal Courts: FY 1999.
Kentucky	Unpublished data were provided by the Clerk of the Supreme Court.	Unpublished data were provided by the Clerk of the Court of Appeals.	Unpublished data were provided by the Administrative Director of Courts.	Unpublished data were provided by the Administrative Director of Courts.
Louisiana	Unpublished data were provided by the Clerk of the Supreme Court.	Unpublished data were provided by the Judicial Administrator.	Unpublished data were provided by the Judicial Administrator.	Unpublished data were provided by the Judicial Administrator.
Maine	Maine Judicial Branch Data, FY 1999.	-----	Unpublished data were provided by the Administrative Office of the Courts.	Unpublished data were provided by the Administrative Office of the Courts.
Maryland	Unpublished data were provided by Office of the Court Administrator.	Unpublished data were provided by Office of the Court Administrator.	Annual Report of the Maryland Judiciary 1998-1999. Unpublished data were provided by the Administrative Office of the Courts.	Annual Report of the Maryland Judiciary 1998-1999.
Massachusetts	Unpublished data were provided by the Clerk of the Supreme Court.	Unpublished data were provided by the Clerk of the Appeals Court.	FY 1999 Annual Report on the State of the Massachusetts Court System.	FY 1999 Annual Report on the State of the Massachusetts Court System.
Michigan	Unpublished data were provided by the Clerk of the Supreme Court.	Unpublished data were provided by the Clerk of the Court of Appeals.	Unpublished data were provided by the State Court Administrator.	Unpublished data were provided by the State Court Administrator.
Minnesota	Unpublished data were provided by the State Court Administrator.	Unpublished data were provided by the State Court Administrator.	Unpublished data were provided by the State Court Administrator.	-----
Mississippi	Unpublished data were provided by the Appellate Court Clerk.	Unpublished data were provided by the Appellate Court Clerk.	Unpublished data were provided by the Director, Administrative Office of the Courts.	Unpublished data were provided by the Director, Administrative Office of the Courts.
Missouri	Unpublished data were provided by the State Court Administrator.	Unpublished data were provided by the State Court Administrator.	Missouri Judicial Report Supplement, FY 1999.	Data were not available.
Montana	Unpublished data were provided by the Clerk of the Supreme Court.	-----	1999 Annual Report of the Montana Judiciary.	1999 Annual Report of the Montana Judiciary.
Nebraska	The Courts of Nebraska 1999 Annual Caseload Report. Additional unpublished data were provided by the State Court Administrator.	The Courts of Nebraska 1999 Annual Caseload Report.	The Courts of Nebraska 1999 Annual Caseload Report. Additional unpublished data were provided by the Administrative Office of the Courts.	The Courts of Nebraska 1999 Annual Caseload Report. Additional unpublished data were provided by the Administrative Office of the Courts.
Nevada	Unpublished data were provided by the Clerk of the Supreme Court.	-----	Unpublished data were provided by the Administrative Director of Courts.	Data were not available.
New Hampshire	Unpublished data were provided by the Clerk of the Supreme Court.	-----	Unpublished data were provided by the Director, Administrative Office of the Courts.	Unpublished data were provided by the Director, Administrative Office of the Courts.

State	Courts of Last Resort	Intermediate Appellate	General Jurisdiction	Limited Jurisdiction
New Jersey	Unpublished data were provided by the Clerk of the Supreme Court.	Unpublished data were provided by the Clerk of the Appellate Court.	Unpublished data were provided by the Administrative Office of the Courts.	Unpublished data were provided by the Administrative Office of the Courts.
New Mexico	Unpublished data were provided by the Clerk of the Supreme Court.	Unpublished data were provided by the Clerk of the Court of Appeals.	New Mexico State Courts, 1999 Annual Report & Statistical Addendum. Unpublished data were provided by the Administrative Office of the Courts.	New Mexico State Courts, 1999 Annual Report & Statistical Addendum. Unpublished data were provided by the Administrative Office of the Courts.
New York	1999 Annual Report of the Clerk of Court, Court of Appeals of the State of New York. Additional unpublished data were provided by the Clerk.	Unpublished data were provided by the clerks of these courts.	Unpublished data were provided by the Chief Administrator of Courts.	Unpublished data were provided by the Chief Administrator of Courts.
North Carolina	Unpublished data were provided by the Administrative Office of the Courts.	Unpublished data were provided by the Administrative Office of the Courts.	Unpublished data were provided by the Administrative Office of the Courts.	Unpublished data were provided by the Administrative Office of the Courts.
North Dakota	North Dakota Courts Annual Report, 1999. Additional unpublished data were provided by the Clerk.	_____	North Dakota Courts Annual Report, 1999. Unpublished data were provided by the Administrative Office of the Courts.	North Dakota Courts Annual Report, 1999. Unpublished data were provided by the Administrative Office of the Courts.
Ohio	Unpublished data were provided by the Clerk of the Supreme Court.	Unpublished data were provided by the Administrative Director.	Unpublished data were provided by the Administrative Director.	Unpublished data were provided by the Administrative Director.
Oklahoma	Data were not available.	Data were not available.	Data were not available.	Data were not available.
Oregon	Unpublished data were provided by the Clerk of the Supreme Court.	Unpublished data were provided by the Clerk of Court of Appeals.	Unpublished data were provided by the State Court Administrator.	Unpublished data were provided by the State Court Administrator.
Pennsylvania	Unpublished data were provided by the Clerk of the Supreme Court.	Superior Court of Pennsylvania Annual Report, 1999. Additional unpublished data were provided by the clerks of these courts.	Unpublished data were provided by the State Court Administrator.	Unpublished data were provided by the State Court Administrator.
Puerto Rico	Unpublished data were provided by the Office of Courts Administration.	Unpublished data were provided by the Office of Courts Administration.	Unpublished data were provided by the Administrative Director of Courts.	_____
Rhode Island	Unpublished data were provided by the Clerk of the Supreme Court.	_____	Unpublished data were provided by the Administrative Office of the Courts.	Unpublished data were provided by the Administrative Office of the Courts.
South Carolina	Unpublished data were provided by the Clerk of the Supreme Court.	Unpublished data were provided by the Clerk of the Court of Appeals.	Unpublished data were provided by the Director, SC Court Administration.	Unpublished data were provided by the Director, SC Court Administration.
South Dakota	SD Courts, The State of the Judiciary, 1999. Additional unpublished data were provided by the Clerk.	_____	SD Courts, The State of the Judiciary and FY 1999 Annual Report of SD Unified Judicial System.	_____

Sources of 1999 State Court Caseload Statistics

State	Courts of Last Resort	Intermediate Appellate	General Jurisdiction	Limited Jurisdiction
Tennessee	Tennessee Judicial Council Annual Report and Statistical Supplement, 1998-1999. Additional unpublished data were provided by the Administrative Office of the Courts.	Tennessee Judicial Council Annual Report and Statistical Supplement, 1998-1999. Additional unpublished data were provided by the Administrative Office of the Courts.	Annual Report of the Tennessee Judiciary, FY 1998-1999. Unpublished data were provided by the Clerks of Probate Court.	State of Tennessee Council of Juvenile and Family Court Judges 1999 Annual Statistical Report.
Texas	Texas Judicial System Annual Report, FY 1999.	Texas Judicial System Annual Report, FY 1999.	Texas Judicial System Annual Report, FY 1999.	Texas Judicial System Annual Report, FY 1999.
Utah	Unpublished data were provided by the Clerk of the Supreme Court.	Unpublished data were provided by the Clerk of the Court of Appeals.	Internet: www.courtlink.utcourts.gov	Internet: www.courtlink.utcourts.gov
Vermont	Judicial Statistics, State of Vermont for Year Ending June 30, 1999. Additional unpublished data were provided by the Office of the Court Administrator.	-----	Judicial Statistics, State of Vermont for Year Ending June 30, 1999.	Judicial Statistics, State of Vermont for Year Ending June 30, 1999.
Virginia	Unpublished data were provided by the Office of Court Administration.	Unpublished data were provided by the Office of Court Administration.	Virginia State of the Judiciary Report, 1999.	Virginia State of the Judiciary Report, 1999.
Washington	Unpublished data were provided by the Clerk of the Supreme Court.	Unpublished data were provided by the Clerk of Court.	Unpublished data were provided by the Office of the Administrator for the Courts.	Unpublished data were provided by the Office of the Administrator for the Courts.
West Virginia	Unpublished data were provided by the Clerk of the Supreme Court.	-----	Unpublished data were provided by the Administrative Office of the Courts.	Unpublished data were provided by the Administrative Office of the Courts.
Wisconsin	Unpublished data were provided by the Clerk of Court.	Unpublished data were provided by the Clerk of Court.	Unpublished data were provided by the Director of State Courts.	Unpublished data were provided by the Director of State Courts.
Wyoming	Unpublished data were provided by the state Court Coordinator.	-----	Unpublished data were provided by the Court Coordinator.	Unpublished data were provided by the Court Coordinator.

Appendix 3: *Prototypes of State Appellate Court
and Trial Court Statistical Spreadsheets*

Prototype of State Appellate Court Statistical Spreadsheet

State Name, Court Name
 Court of last resort or intermediate appellate court
 Number of divisions/departments, number of authorized justices/judges
 Total population

	<u>Beginning pending</u>	<u>Filed</u>	<u>Disposed</u>	<u>End pending</u>
MANDATORY JURISDICTION:				
Appeals of final judgments:				
Civil				
Criminal:				
Capital criminal				
Other criminal				
Total criminal				
Juvenile				
Administrative agency				
Unclassified				
Total final judgments				
Other mandatory cases:				
Disciplinary matters				
Original proceedings				
Interlocutory decisions				
Advisory opinions				
Total other mandatory				
Total mandatory cases				
	<u>Filed</u>	<u>Filed Petitions Granted</u>	<u>Disposed</u>	<u>Filed Petitions Granted Disposed</u>
DISCRETIONARY JURISDICTION:				
Petitions of final judgment:				
Civil				
Criminal				
Juvenile				
Administrative agency				
Unclassified				
Total final judgments				
Other discretionary petitions:				
Disciplinary matters				
Original proceedings				
Interlocutory decisions				
Advisory opinions				
Total other discretionary				
Total discretionary cases				
GRAND TOTAL				
OTHER PROCEEDINGS:				
Rehearing/reconsideration requests				
Motions				
Other matters				
Number of supplemental judges/justices				
Number of independent appellate courts at this level				

MANNER OF DISPOSITION

	Predecision disposition (dismissed/ withdrawn/settled)	Opinions		Decision without opinion (memo/order)	Transferred	Other
		Signed opinion	Per curiam opinion			
MANDATORY JURISDICTION:						
Appeals of final judgment						
Civil						
Criminal						
Juvenile						
Administrative agency						
Unclassified						
Other mandatory cases:						
Disciplinary matters						
Original proceedings						
Interlocutory decisions						
Total mandatory jurisdiction cases						
DISCRETIONARY JURISDICTION:						
Petitions of final judgments:						
Civil						
Criminal						
Juvenile						
Administrative agency						
Unclassified						
Other discretionary petitions						
Disciplinary matters						
Original proceedings						
Total discretionary cases						
GRAND TOTAL						

TYPE OF DECISION IN MANDATORY CASES/GRANTED PETITIONS OF FINAL JUDGMENT

	Civil	Criminal	Juvenile	Administrative agency	Other mandatory cases	Total
Opinions:						
Affirmed						
Modified						
Reversed						
Remanded						
Mixed						
Dismissed						
Other						
Total decisions:						
Affirmed						
Modified						
Reversed						
Remanded						
Mixed						
Dismissed						
Other						

TYPE OF DECISION IN OTHER DISCRETIONARY PETITIONS

	Petition granted	Petition denied	Other
Other discretionary petitions:			
Disciplinary matters			
Original proceedings			
Total discretionary jurisdiction cases			

Prototype of State Appellate Court Statistical Spreadsheet

TIME INTERVAL DATA (MONTH/DAYS)

	Notice of appeal or ready for hearing			Ready for hearing or under advisement (submitted or oral argument completed)			Under advisement (submitted or oral argument completed) to decision			Notice of appeal to decision		
	Number of cases	Mean	Median	Number of cases	Mean	Median	Number of cases	Mean	Median	Number of cases	Mean	Median
MANDATORY JURISDICTION:												
Appeals of final judgment												
Civil												
Criminal												
Juvenile												
Administrative agency												
Unclassified												
Other mandatory cases												
Disciplinary matters												
Original proceedings												
Interlocutory decisions												
Total mandatory jurisdiction cases												
DISCRETIONARY JURISDICTION:												
Petitions of final judgments												
Civil												
Criminal												
Juvenile												
Administrative agency												
Unclassified												
Other discretionary petitions												
Disciplinary matters												
Original proceedings												
Interlocutory decisions												
Advisory opinions												
Total discretionary jurisdiction cases												
GRAND TOTAL												

AGE OF PENDING CASELOAD (DAYS)

Not ready for hearing												Submitted or oral argument completed	Average age of pending caseload
Awaiting court reporter's transcript			Awaiting appellant's brief			Awaiting respondent's brief			Ready for hearing				
0-60 days	61-120 days	over 120 days	0-60 days	61-120 days	over 120 days	0-60 days	61-120 days	over 120 days	0-60 days	61-120 days	over 120 days		

MANDATORY JURISDICTION:

- Appeals of final judgment
 - Civil
 - Criminal
 - Juvenile
 - Administrative agency
 - Unclassified
- Other mandatory cases
 - Disciplinary matters
 - Original proceedings
 - Interlocutory decisions
- Total mandatory jurisdiction cases

DISCRETIONARY JURISDICTION:

- Petitions of final judgments
 - Civil
 - Criminal
 - Juvenile
 - Administrative agency
 - Unclassified
- Other discretionary petitions
 - Disciplinary matters
 - Original proceedings
 - Interlocutory decisions
 - Advisory opinions
- Total discretionary jurisdiction cases

GRAND TOTAL

Prototype of State Trial Court Statistical Spreadsheet

State Name, Court Name
 Court of general jurisdiction or court of limited jurisdiction
 Number of circuits or districts, number of judges
 Total population

	Beginning Pending	Filed	Disposed	End Pending
CIVIL:				
Tort:				
Auto tort				
Product liability				
Medical malpractice				
Unclassified tort				
Miscellaneous tort				
Total Tort				
Contract				
Real property rights				
Small claims				
Domestic relations:				
Marriage dissolution				
Support/custody				
Interstate support				
Adoption				
Paternity				
Domestic violence				
Miscellaneous				
Unclassified				
Total domestic relations				
Estate:				
Probate/wills/intestate				
Guardianship/conservatorship/trusteeship				
Miscellaneous estate				
Unclassified estate				
Total estate				
Mental health				
Appeal:				
Appeal of administrative agency case				
Appeal of trial court case				
Total civil appeals				
Miscellaneous civil				
Unclassified civil				
Total civil				
CRIMINAL:				
Felony				
Misdemeanor				
DWI/DUI				
Appeal				
Miscellaneous criminal				
Unclassified criminal				
Total Criminal				
TRAFFIC/OTHER VIOLATION:				
Moving traffic violation				
Ordinance violation				
Parking violation				
Miscellaneous traffic				
Unclassified traffic				
Total traffic/other violation				

	Beginning Pending	Filed	Disposed	End Pending
JUVENILE:				
Criminal-type petition				
Status offense				
Child-victim petition				
Miscellaneous juvenile				
Unclassified juvenile				
Total juvenile				

GRAND TOTAL

Drug cases

OTHER PROCEEDINGS:

- Postconviction remedy
- Preliminary hearings
- Sentence review only
- Extraordinary writs
- Total other proceedings

MANNER OF CIVIL DISPOSITIONS

	Uncontested/ Default	Dismissed	Withdrawn	Settled	Transferred	Arbitration	Total
CIVIL:							
Tort:							
Auto tort							
Product liability							
Medical malpractice							
Unclassified tort							
Miscellaneous tort							
Total Tort							
Contract							
Real property rights							
Small claims							
Domestic relations:							
Marriage dissolution							
Support/custody							
Interstate support							
Adoption							
Paternity							
Domestic violence							
Miscellaneous							
Unclassified							
Total domestic relations							
Estate:							
Probate/wills/intestate							
Guardianship/conservatorship							
/trusteeship							
Miscellaneous estate							
Unclassified estate							
Total estate							
Mental health							
Appeal:							
Appeal of administrative agency case							
Appeal of trial court case							
Total civil appeals							
Miscellaneous civil							
Unclassified civil							
Total civil							

MANNER OF CRIMINAL DISPOSITIONS AND TYPE OF DECISION

	<u>Felony</u>	<u>Misdemeanor</u>	<u>DWI/DUI</u>	<u>Appeal</u>	<u>Miscellaneous criminal</u>	<u>Total</u>
Jury trial:						
Conviction						
Guilty plea						
Acquittal						
Dismissed						
Nonjury trial:						
Conviction						
Guilty plea						
Acquittal						
Dismissed						
Guilty Plea						
Dismissed/nolle prosequi						
Bail forfeiture						
Bound over						
Transferred						
Other						
Total dispositions						

MANNER OF TRAFFIC/OTHER VIOLATION DISPOSITIONS AND TYPE OF DECISION

	<u>Moving traffic violation</u>	<u>Ordinance violation</u>	<u>Parking violation</u>	<u>Miscellaneous traffic violation</u>	<u>Total</u>
Jury trial:					
Conviction					
Guilty plea					
Acquittal					
Dismissed					
Nonjury trial:					
Conviction					
Guilty plea					
Acquittal					
Dismissed					
Guilty Plea					
Dismissed/nolle prosequi					
Bail forfeiture					
Parking fines					
Transferred					
Other					
Total dispositions					

MANNER OF DISPOSITION: TRIALS

	Trial				Trial		
	Jury	Nonjury	Total		Jury	Nonjury	Total
CIVIL:				CRIMINAL:			
Tort:				Felony			
Auto tort				Misdemeanor			
Product liability				DWI/DUI			
Medical malpractice				Appeal			
Unclassified tort				Miscellaneous criminal			
Miscellaneous tort				Unclassified criminal			
Total Tort				Total criminal			
Contract				TRAFFIC/OTHER VIOLATION:			
Real property rights				Moving traffic violation			
Small claims				Ordinance violation			
Domestic relations:				Parking violation			
Marriage dissolution				Miscellaneous traffic			
Support/custody				Unclassified traffic			
Interstate support				Total traffic/other violation			
Adoption				JUVENILE:			
Paternity				Criminal-type petition			
Domestic violence				Status offense			
Miscellaneous				Child-victim petition			
Unclassified				Miscellaneous juvenile			
Total domestic relations				Unclassified juvenile			
Estate:				Total juvenile			
Probate/wills/intestate				GRAND TOTAL			
Guardianship/conservatorship							
/trusteeship							
Miscellaneous estate							
Unclassified estate							
Total estate							
Mental health							
Appeal:							
Appeal of administrative agency case							
Appeal of trial court case							
Total civil appeals							
Miscellaneous civil							
Unclassified civil							
Total civil							

AGE OF PENDING CASELOAD (DAYS)

	<u>0-30</u> <u>days</u>	<u>31-60</u> <u>days</u>	<u>61-90</u> <u>days</u>	<u>91-180</u> <u>days</u>	<u>181-360</u> <u>days</u>	<u>361-720</u> <u>days</u>	<u>over 720</u> <u>days</u>	<u>Average age</u> <u>of pending cases</u>
CIVIL:								
Tort:								
Auto tort								
Product liability								
Medical malpractice								
Unclassified tort								
Miscellaneous tort								
Total Tort								
Contract								
Real property rights								
Small claims								
Domestic relations:								
Marriage dissolution								
Support/custody								
Interstate support								
Adoption								
Paternity								
Domestic violence								
Miscellaneous								
Unclassified								
Total domestic relations								
Estate:								
Probate/wills/intestate								
Guardianship/conservatorship/trusteeship								
Miscellaneous estate								
Unclassified estate								
Total estate								
Mental health								
Appeal:								
Appeal of administrative agency case								
Appeal of trial court case								
Total civil appeals								
Miscellaneous civil								
Unclassified civil								
Total civil								

AGE OF PENDING CASELOAD (DAYS)

	0-30 days	31-60 days	61-90 days	91-180 days	181-360 days	361-720 days	over 720 days	Average age of pending cases
CRIMINAL:								
Felony								
Misdemeanor								
DWI/DUI								
Appeal								
Miscellaneous criminal								
Unclassified criminal								
Total criminal								
TRAFFIC/OTHER VIOLATION:								
Moving traffic violation								
Ordinance violation								
Parking violation								
Miscellaneous traffic								
Unclassified traffic								
Total traffic/other violation								
JUVENILE:								
Criminal-type petition								
Status offense								
Child-victim petition								
Miscellaneous juvenile								
Unclassified juvenile								
Total juvenile								
GRAND TOTAL								
Drug cases								
OTHER PROCEEDINGS:								
Postconviction remedy								
Preliminary hearings								
Sentence review only								
Extraordinary writs								
Total other proceedings								

A

ppendix 4: *State Populations*

State Populations

Resident Population, 1999

State or territory	Population (in thousands)		
	1999 Juvenile	1999 Adult	1999 Total
Alabama	1,066	3,304	4,370
Alaska	197	423	620
Arizona	1,335	3,444	4,778
Arkansas	660	1,891	2,551
California	8,923	24,222	33,145
Colorado	1,065	2,991	4,056
Connecticut	828	2,454	3,282
Delaware	182	571	753
District of Columbia	95	424	519
Florida	3,570	11,541	15,111
Georgia	2,057	5,731	7,788
Hawaii	289	896	1,185
Idaho	351	901	1,252
Illinois	3,181	8,947	12,128
Indiana	1,529	4,414	5,943
Iowa	720	2,150	2,870
Kansas	699	1,955	2,654
Kentucky	966	2,995	3,961
Louisiana	1,190	3,182	4,372
Maine	290	963	1,253
Maryland	1,309	3,862	5,171
Massachusetts	1,468	4,707	6,175
Michigan	2,561	7,303	9,864
Minnesota	1,272	3,504	4,776
Mississippi	753	2,016	2,769
Missouri	1,399	4,069	5,468
Montana	224	659	883
Nebraska	444	1,222	1,666
Nevada	491	1,318	1,809
New Hampshire	304	897	1,201
New Jersey	2,003	6,140	8,143
New Mexico	496	1,244	1,740
New York	4,441	13,756	18,197
North Carolina	1,941	5,710	7,651
North Dakota	160	474	634
Ohio	2,844	8,413	11,257
Oklahoma	882	2,476	3,358
Oregon	827	2,489	3,316
Pennsylvania	2,853	9,141	11,994
Puerto Rico	1,132	2,758	3,890

State Populations

Resident Population, 1999 (continued)

State or territory	Population (in thousands)		
	1999 Juvenile	1999 Adult	1999 Total
Rhode Island	241	750	991
South Carolina	956	2,930	3,886
South Dakota	198	535	733
Tennessee	1,341	4,143	5,484
Texas	5,719	14,325	20,044
Utah	707	1,423	2,130
Vermont	139	454	593
Virginia	1,665	5,208	6,873
Washington	1,486	4,270	5,756
West Virginia	404	1,403	1,807
Wisconsin	1,348	3,902	5,250
Wyoming	127	353	480

Source: U.S. Bureau of the Census, 2000.

Total State Population for Trend Tables, 1990-1999

State or territory	Population (in thousands)									
	1990	1991	1992	1993	1994	1995	1996	1997	1998	1999
Alabama	4,041	4,089	4,136	4,187	4,219	4,253	4,273	4,319	4,352	4,370
Alaska	550	570	587	599	606	603	607	609	614	620
Arizona	3,665	3,750	3,832	3,936	4,075	4,218	4,428	4,555	4,668	4,778
Arkansas	2,351	2,372	2,399	2,424	2,453	2,484	2,510	2,523	2,539	2,551
California	29,760	30,380	30,867	31,211	31,431	31,590	31,878	32,268	32,666	33,145
Colorado	3,294	3,377	3,470	3,566	3,656	3,746	3,823	3,893	3,971	4,056
Connecticut	3,287	3,291	3,281	3,277	3,275	3,275	3,274	3,270	3,274	3,282
Delaware	666	680	689	700	707	717	725	732	744	753
District of Columbia	607	598	589	578	570	555	543	529	523	519
Florida	12,938	13,277	13,488	13,679	13,953	14,165	14,400	14,654	14,916	15,111
Georgia	6,478	6,623	6,751	6,917	7,055	7,201	7,353	7,486	7,642	7,788
Hawaii	1,108	1,135	1,160	1,172	1,178	1,187	1,184	1,187	1,193	1,185
Idaho	1,007	1,039	1,067	1,099	1,133	1,163	1,189	1,210	1,229	1,252
Illinois	11,431	11,543	11,631	11,697	11,751	11,830	11,847	11,896	12,045	12,128
Indiana	5,544	5,610	5,622	5,713	5,752	5,803	5,841	5,864	5,899	5,943
Iowa	2,777	2,795	2,812	2,814	2,829	2,842	2,852	2,852	2,862	2,870
Kansas	2,478	2,495	2,523	2,531	2,554	2,566	2,572	2,595	2,629	2,654
Kentucky	3,685	3,713	3,755	3,789	3,827	3,861	3,884	3,908	3,936	3,961
Louisiana	4,220	4,252	4,287	4,295	4,315	4,342	4,351	4,352	4,369	4,372
Maine	1,228	1,235	1,235	1,239	1,241	1,241	1,243	1,242	1,245	1,253
Maryland	4,781	4,860	4,908	4,965	5,006	5,042	5,072	5,094	5,135	5,171
Massachusetts	6,016	5,996	5,988	6,012	6,041	6,074	6,092	6,118	6,147	6,175
Michigan	9,295	9,368	9,437	9,478	9,496	9,549	9,594	9,774	9,818	9,864
Minnesota	4,375	4,432	4,480	4,517	4,567	4,609	4,658	4,686	4,725	4,776
Mississippi	2,573	2,592	2,614	2,643	2,669	2,697	2,716	2,731	2,752	2,769
Missouri	5,117	5,158	5,193	5,234	5,278	5,324	5,359	5,402	5,439	5,468
Montana	799	808	824	839	856	870	879	879	880	883
Nebraska	1,578	1,593	1,606	1,607	1,623	1,637	1,652	1,657	1,663	1,666
Nevada	1,202	1,284	1,327	1,389	1,457	1,531	1,603	1,677	1,747	1,809
New Hampshire	1,109	1,105	1,111	1,125	1,137	1,148	1,162	1,173	1,185	1,201
New Jersey	7,730	7,760	7,789	7,879	7,903	7,946	7,988	8,053	8,115	8,143
New Mexico	1,515	1,548	1,581	1,616	1,653	1,685	1,713	1,730	1,737	1,740
New York	17,990	18,058	18,119	18,197	18,169	18,136	18,185	18,137	18,176	18,197
North Carolina	6,629	6,737	6,843	6,945	7,070	7,195	7,323	7,425	7,547	7,651
North Dakota	639	635	636	635	638	641	645	641	639	634
Ohio	10,847	10,939	11,016	11,091	11,102	11,151	11,173	11,186	11,209	11,257
Oklahoma	3,146	3,175	3,212	3,231	3,258	3,278	3,301	3,317	3,347	3,358
Oregon	2,842	2,922	2,977	3,032	3,086	3,141	3,204	3,243	3,282	3,316
Pennsylvania	11,882	11,961	12,009	12,048	12,053	12,072	12,056	12,020	12,002	11,994
Puerto Rico	3,521	3,522	3,522	3,622	3,686	3,719	3,733	3,806	3,857	3,890
Rhode Island	1,003	1,004	1,005	1,000	997	990	990	987	989	991
South Carolina	3,487	3,560	3,603	3,643	3,664	3,673	3,699	3,760	3,836	3,886
South Dakota	696	703	711	715	721	729	732	738	738	733
Tennessee	4,877	4,953	5,024	5,099	5,175	5,256	5,320	5,368	5,430	5,484
Texas	16,987	17,349	17,656	18,031	18,378	18,724	19,128	19,439	19,759	20,044
Utah	1,723	1,770	1,813	1,860	1,908	1,952	2,000	2,059	2,099	2,130
Vermont	563	567	570	576	581	585	589	589	591	593
Virginia	6,187	6,286	6,377	6,491	6,552	6,619	6,675	6,734	6,792	6,873
Washington	4,867	5,018	5,136	5,255	5,343	5,431	5,533	5,610	5,689	5,756
West Virginia	1,793	1,801	1,812	1,820	1,822	1,828	1,826	1,816	1,811	1,807
Wisconsin	4,892	4,955	5,007	5,038	5,081	5,123	5,160	5,170	5,223	5,250
Wyoming	454	460	466	470	476	480	481	480	481	480
TOTAL	252,230	255,703	258,553	257,904	264,026	266,477	269,018	271,442	274,156	276,578

Source: U.S. Bureau of the Census, 2000.

State Court Organization 1998

The Bureau of Justice Statistics and the National Center for State Courts announce *State Court Organization, 1998*. Copies are available from the National Criminal Justice Reference Service and also on the Internet at <http://www.ojp.usdoj.gov/bjs/abstract/sco98.htm>. The newest edition covers most of the topics included in the 1993 edition and several new topics as well. Notable additions are tables on court automation, specialized courts, the administrative authority of presiding trial court judges, and the processing of domestic violence cases. A table of contents appears below:

- 1. Courts and Judges**
 - 1 Appellate Courts in the United States
 - 2 Number of Appellate Court Justices
 - 3 Trial Courts and Trial Court Judges of the United States
- 2. Judicial Selection and Service**
 - 4 Selection of Appellate Court Judges
 - 5 Terms of Appellate Court Judges
 - 6 Qualifications to Serve as an Appellate Court Judge
 - 7 Selection and Terms of Trial Court Judges
 - 8 Qualifications to Serve as a Trial Court Judge
 - 9 Judicial Nominating Commissions
 - 10 Provisions for Mandatory Judicial Education
 - 11 Judicial Performance Evaluation
 - 12 Judicial Discipline: Investigating and Adjudicating Bodies
- 3. The Judicial Branch: Governance, Funding, and Administration**
 - 13 Governance of the Judicial Branch
 - 14 The Rule Making Authority of Courts of Last Resort by Specific Areas
 - 15 Judicial Councils and Conferences: Composition and Function
 - 16 Judicial Compensation Commissions
 - 17 Preparation and Submission of the Judicial Branch Budget
 - 18 Sources of Trial Court Funding and Staffing by Selected Expenditure Items
 - 19 Appellate Court Responsibilities and Staffing by Function
 - 20 Administrative Office of the Courts: Trial Court Responsibilities and Staffing by Function
 - 21 Court Automation
- 4. Appellate Courts: Jurisdiction, Staffing, and Procedures**
 - 22 Mandatory and Discretionary Jurisdiction of Appellate Courts
 - 23 Structure of Panels Reviewing Discretionary Petitions
 - 24 Clerks of Appellate Courts: Numbers and Method of Selection
 - 25 Provisions of Law Clerks to Appellate Court Judges
 - 26 Expediting Procedures in Appellate Courts
 - 27 Special Calendars in Appellate Courts
 - 28 Limitations on Oral Argument in Appellate Courts
 - 29 Type of Court Hearing Administrative Agency Appeals
- 5. Trial Courts: Administration, Procedures, Specialized Jurisdiction**
 - 30 Authority of Administrative Judges
 - 31 Trial Court Clerks
 - 32 Trial Court Administrators
 - 33 Specialized Court Jurisdiction: Drug Courts
 - 34 Specialized Court Jurisdiction: Family Courts
 - 35 Provisions for Processing Domestic Violence Cases
 - 36 Tribal Courts
 - 37 Media Coverage of Trial and Appellate Courts
 - 38 The Defense of Insanity: Standards and Procedures
- 6. The Jury**
 - 39 Trial Juries: Qualifications and Source Lists for Juror Service
 - 40 Trial Juries: Exemptions, Excusals, and Fees
 - 41 Trial Juries: Who Conducts Voir Dire and the Allocation of Peremptory Challenges
 - 42 Trial Juries: Size and Verdict Rules
 - 43 Grand Juries: Composition and Functions
- 7. The Sentencing Context**
 - 44 Sentencing Statutes: Key Definitions and Provisions for Sentence Enhancement
 - 45 Jurisdiction for Adjudication and Sentencing of Felony Cases
 - 46 Sentencing Procedures in Capital and Non-Capital Felony Cases
 - 47 The Availability of Intermediate Sanctions
 - 48 Active Sentencing Commissions/Sentencing Guideline Systems
 - 49 Collateral Consequences of a Felony Conviction
 - 50 Good Time Accumulation and Parole
- 8. Court Structure Charts**

State Court Organization, 1998, the fourth in a series initiated in 1980, is a joint effort by the Bureau of Justice Statistics, the Conference of State Court Administrators, and the National Center for State Courts.

THE NATIONAL
CENTER
FOR STATE
COURTS



MAIN OFFICE

300 Newport Avenue (23185)
P.O. Box 8798
Williamsburg, VA 23187-8798
Phone: 757-253-2000
Fax: 757-220-0449
TTY: 757-259-1846

DENVER OFFICE

1331 Seventeenth Street, Suite 402
Denver, CO 80202-1554
Phone: 303-293-3063
Fax: 303-296-9007

WASHINGTON AREA OFFICE

2425 Wilson Boulevard, Suite 350
Arlington, VA 22201
Phone: 703-841-0200
Fax: 703-841-0206

The National Center for State Courts is an independent, nonprofit, tax-exempt organization in accordance with Section 501(c)(3) of the Internal Revenue code. To find out about supporting the work and mission of The National Center, contact The National Center's Development Office at 1-800-616-6110, or development@ncsc.dni.us.